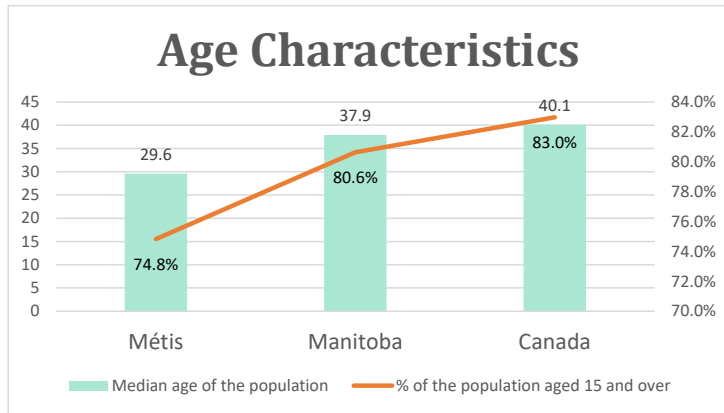


Manitoba, CA

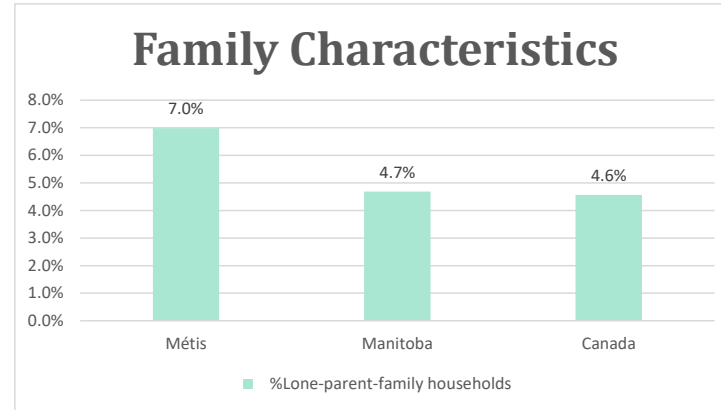
Geo_Code: 46

(Source: National Household survey 2011)

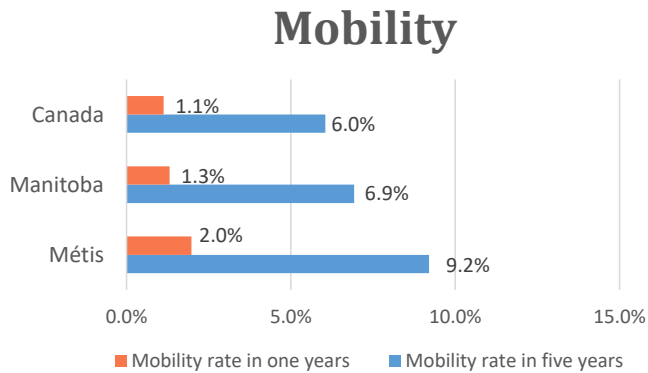
The total population reported with Métis single identity is 78,835 (Total Métis household is 42,770), representing 40% of Aboriginal people, accounting for 6.7% of the total population in Manitoba.



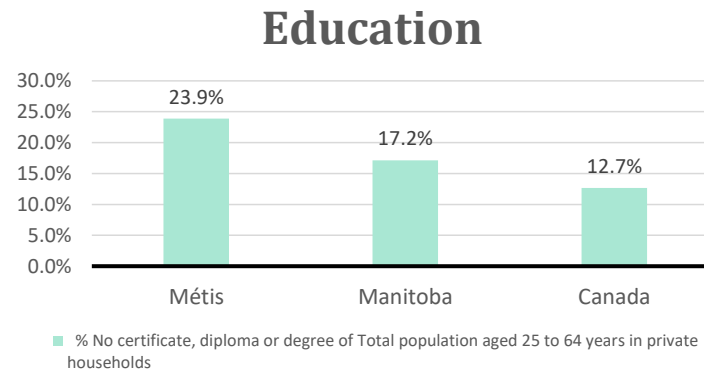
For Métis single identity population, the median age is 29.6 years old, with 74.8% of the population aged 15 and over. As for the total population, the median age is 37.9 in Manitoba and 40.1 years old in Canada, with 80.6% and 83.0% population aged 15 and over respectively.



The number of Métis single lone parents household is 5505, accounting for 7.0% of the total Métis single private households.



1525 Métis households moved in last year (2.0%), 6645 Métis households moved in the past 5 years (9.2%).



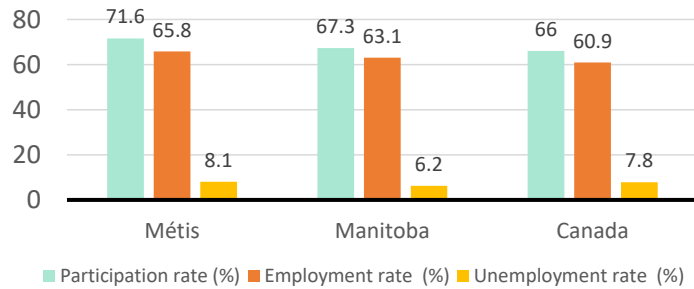
For population aged from 25 to 64 years, 23.9% Métis compared to 17.2% in Manitoba and 12.7% in Canada have no certificate, diploma or degree.

For Métis aged from 25 to 34, 19.4% Métis reported to have no certificate, diploma or degree.

Manitoba, CA

Labor Force & Housing Statistics

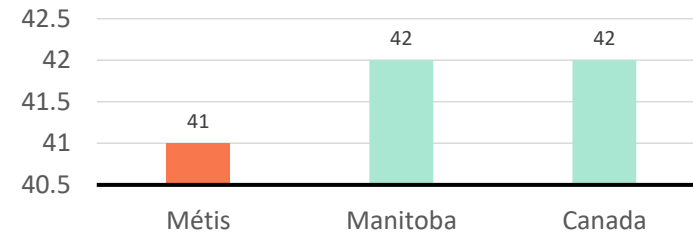
Labour Force Status



Métis participation rate is 71.6%, employment rate is 65.8%, and unemployment rate is 8.1%.

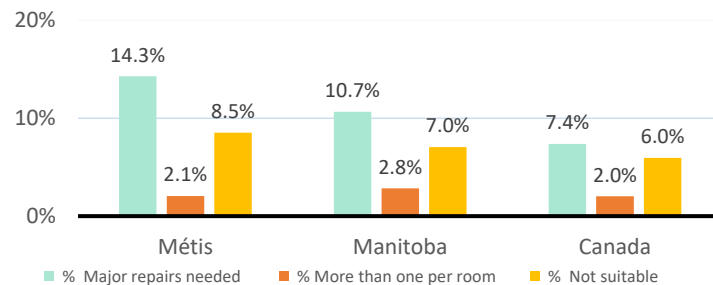
While the participation rate is higher compared with total population in Manitoba and Canada (67.3% and 66.0%), unemployment rate is also higher.

Average Weeks Worked in 2010



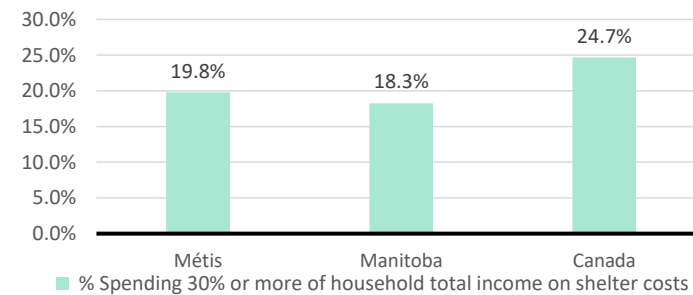
The average weeks worked in 2010 is 41.0 weeks.

Household Characteristics



There are 42770 private dwellings occupied by a Métis single household, out of which 14.3% need major repairs, 2.1% have more than one person per room, and 8.5% Métis household reported to be not suitable.

Shelter Costs



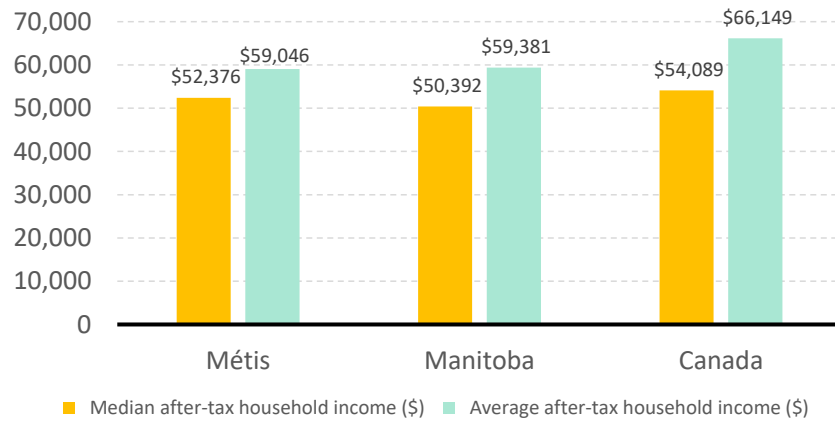
The number of Métis households spending 30% or more of household total income on shelter costs is 8465, which is 19.8%

of the total private dwellings occupied by a Métis household, compared to 18.3% of the total population in Manitoba and 24.7% of the total population in Canada.

Manitoba, CA

Income

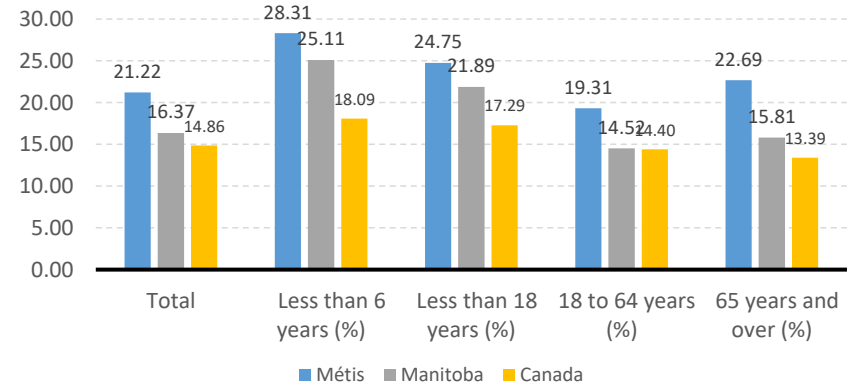
After-Tax Income of Households in 2010



For Métis singles, median after-tax household income is \$52,376, and average after-tax household income is

\$59,046. Métis has higher median and lower average after-tax income than Manitoba, and lower median and average after-tax income than Canada.

Prevalence of Low Income in 2010 Based On After-Tax Low-Income Measure (%)



The prevalence of low income based on after-tax low-income measure is 21.22%.

The percentage of low income is 24.75% for people less than 18 years old, 28.31% for people less than 6 years old, 19.31% for people from 18 to 64 years old, and 22.69% for people over 65 years old.