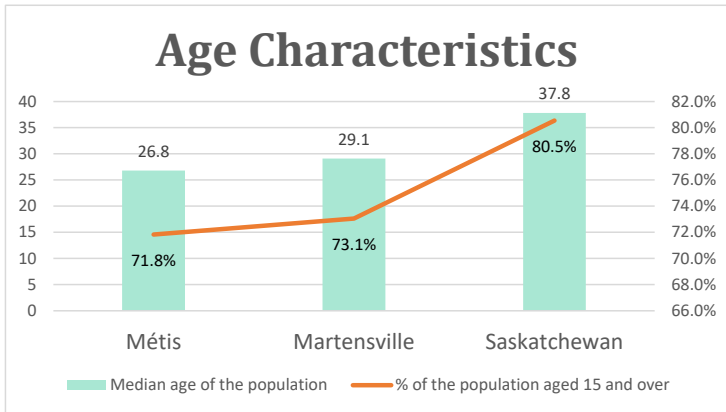


# Martensville, SK

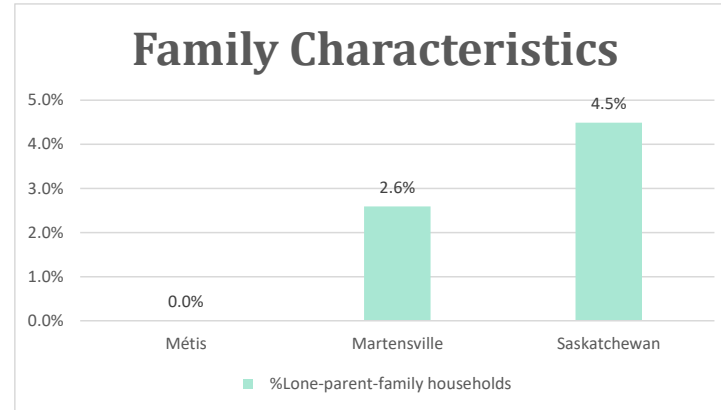
Geo\_Code: 4711070

(Source: National Household survey 2011)

The total population reported with Métis single identity is 355 (Total Métis household is 185), representing 85% of Aboriginal people, accounting for 4.6% of the total population in Martensville.

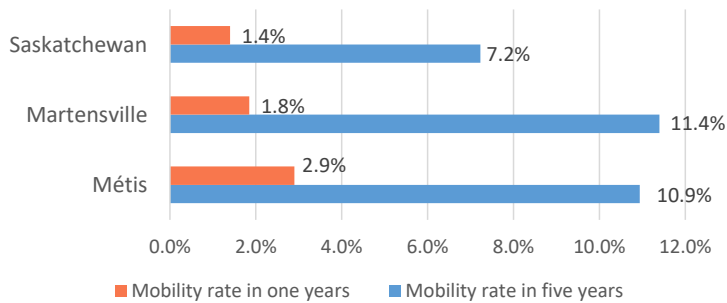


For Métis single identity population, the median age is 26.8 years old, with 71.8% of the population aged 15 and over. As for the total population, the median age is 29.1 in Martensville and 37.8 years old in Saskatchewan, with 73.1% and 80.5% population aged 15 and over respectively.



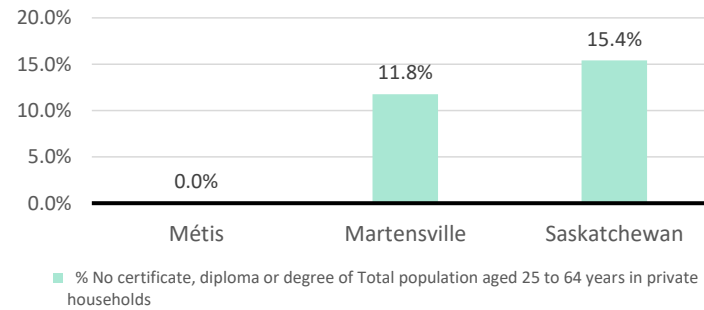
No Métis single lone parents household reported to the survey.

## Mobility



10 Métis households moved in last year (2.9%), 35 Métis households moved in the past 5 years (10.9%).

## Education



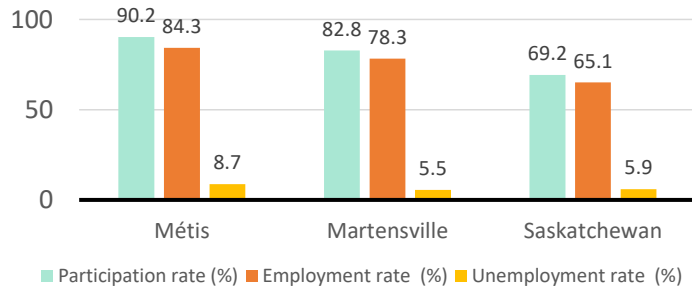
For population aged from 25 to 64 years, no Métis reported have no certificate, diploma or degree.

For Métis aged from 25 to 34, no Métis reported have no certificate, diploma or degree.

# Martensville, SK

## Labor Force & Housing Statistics

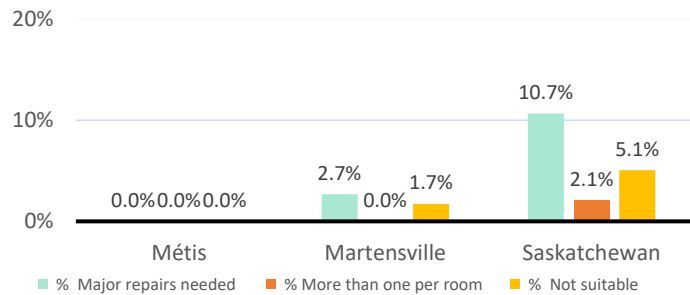
### Labour Force Status



Métis participation rate is 90.2%, employment rate is 84.3%, and unemployment rate is 8.7%.

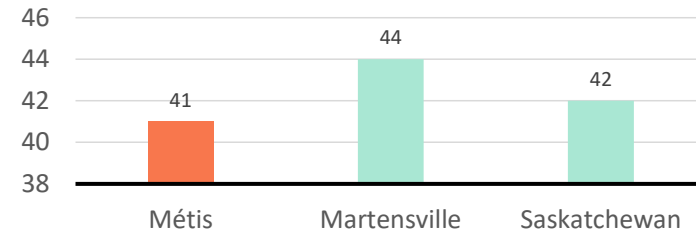
While the participation rate is higher compared with total population in Martensville and Saskatchewan (82.8% and 69.2%), unemployment rate is also higher.

### Household Characteristics



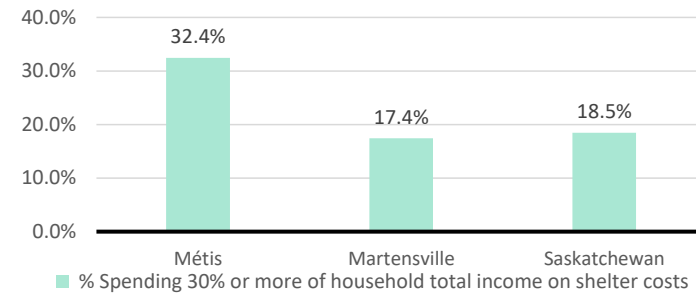
There are 185 private dwellings occupied by a Métis single household, out of which no Métis single household reported need major repairs, have more than one person per room, or not suitable.

### Average Weeks Worked in 2010



The average weeks worked in 2010 is 41.0 weeks.

### Shelter Costs



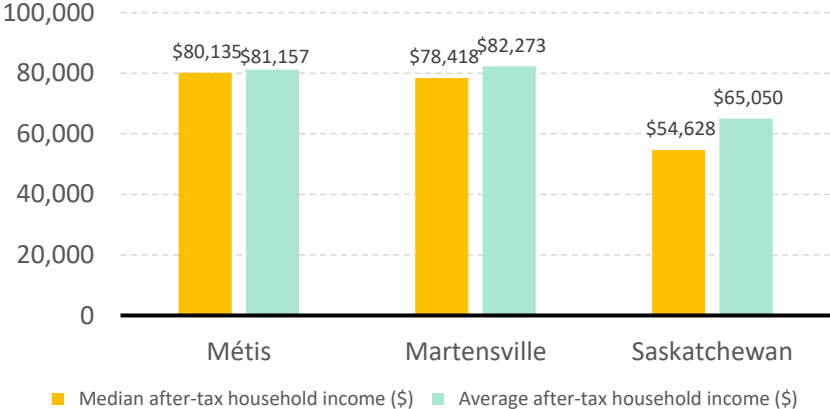
The number of Métis households spending 30% or more of household total income on shelter costs is 60, which is 32.4%

of the total private dwellings occupied by a Métis household, compared to 17.4% of the total population in Martensville and 18.5% of the total population in Saskatchewan.

# Martensville, SK

## Income

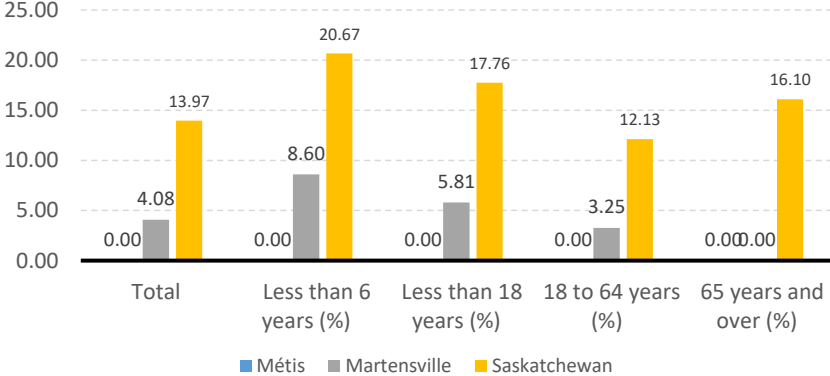
After-Tax Income of Households in 2010



For Métis singles, median after-tax household income is \$80,135, and average after-tax household income is

\$81,157. Métis has higher median and lower average after-tax income than Martensville, and higher median and average after-tax income than Saskatchewan.

Prevalence of Low Income in 2010 Based On After-Tax Low-Income Measure (%)



The prevalence of low income based on after-tax low-income measure is 0.00%.

No Métis household reported low income in Martensville.