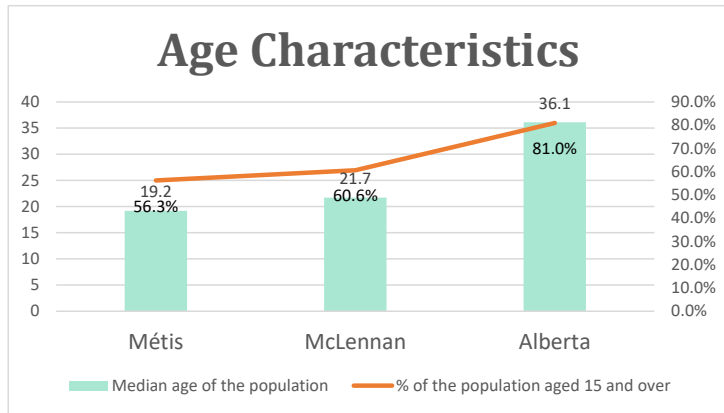


McLennan, AB

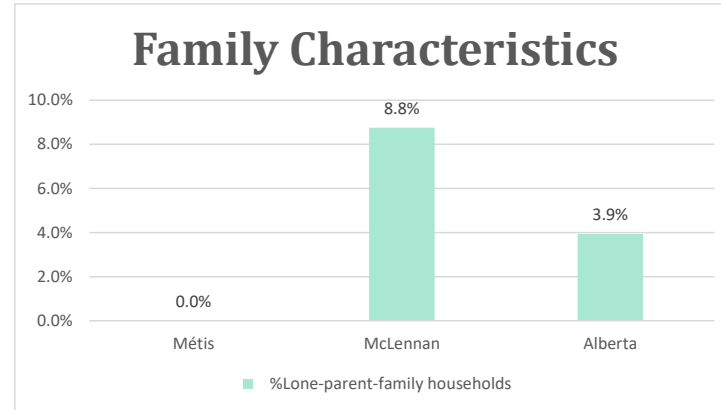
Geo_Code: 4819042

(Source: National Household survey 2011)

The total population reported with Métis single identity is 160 (Total Métis household is 65), representing 52% of Aboriginal people, accounting for 20.0% of the total population in McLennan.

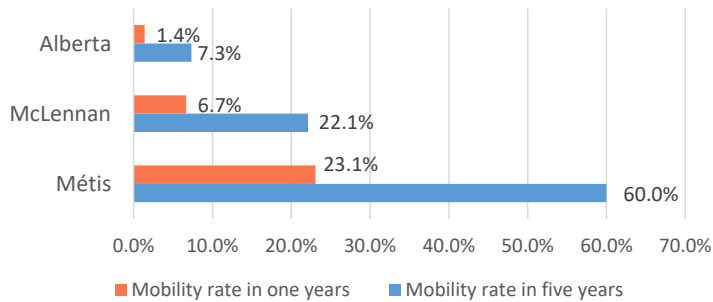


For Métis single identity population, the median age is 19.2 years old, with 56.3% of the population aged 15 and over. As for the total population, the median age is 21.7 in McLennan and 36.1 years old in Alberta, with 60.6% and 81.0% population aged 15 and over respectively.



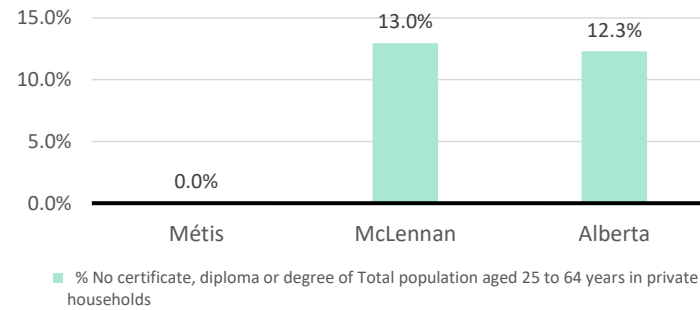
No Métis single lone parents household reported to the survey.

Mobility



30 Métis households moved in last year (23.1%), 60 Métis households moved in the past 5 years (60.0%).

Education



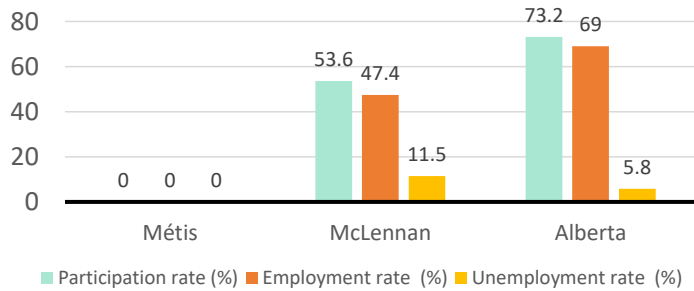
For population aged from 25 to 64 years, no Métis reported have no certificate, diploma or degree.

For Métis aged from 25 to 34, no Métis reported have no certificate, diploma or degree.

McLennan, AB

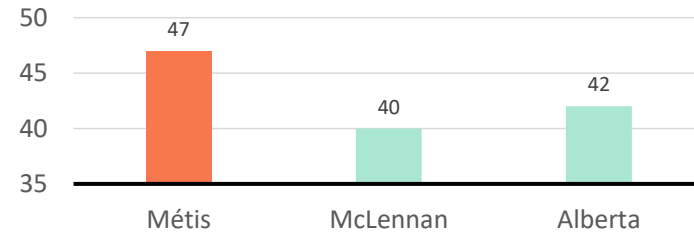
Labor Force & Housing Statistics

Labour Force Status



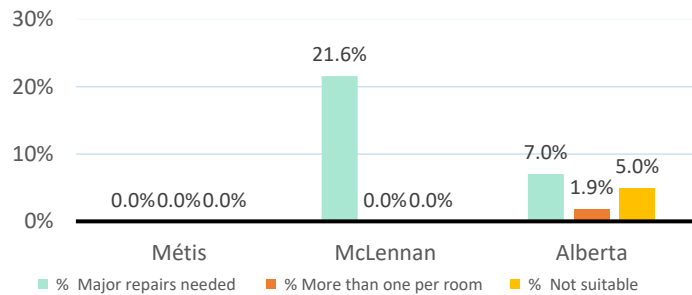
No Métis participated in the survey.

Average Weeks Worked in 2010



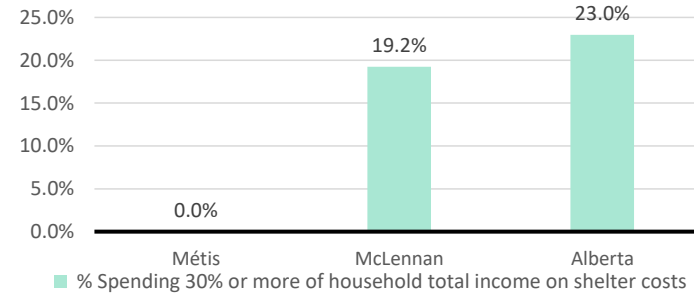
The average weeks worked in 2010 is 47.0 weeks.

Household Characteristics



There are 65 private dwellings occupied by a Métis single household, out of which no Métis single household reported need major repairs, have more than one person per room, or not suitable.

Shelter Costs



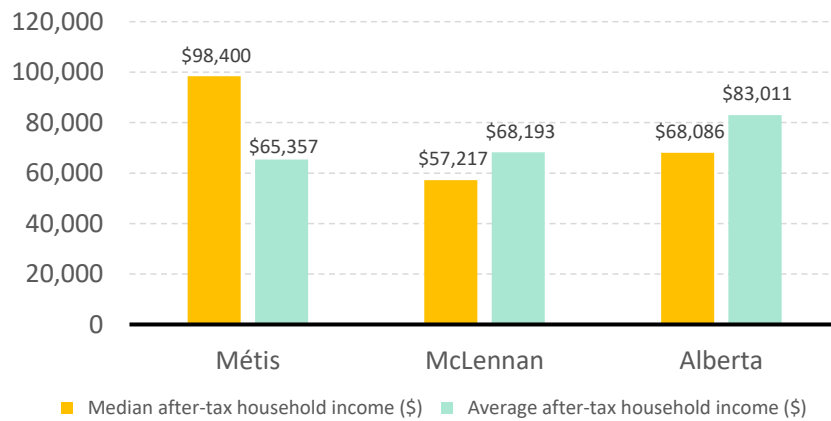
No Métis households reported spending 30% or more of household total income on shelter costs,

compared to 19.2% of the total population in McLennan and 23.0% of the total population in Alberta.

McLennan, AB

Income

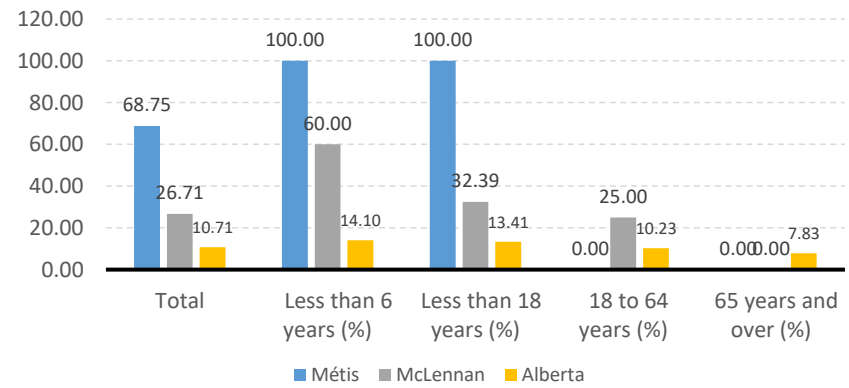
After-Tax Income of Households in 2010



For Métis singles, median after-tax household income is \$98,400, and average after-tax household income is

\$65,357. Métis has higher median and lower average after-tax income than McLennan, and higher median and lower average after-tax income than Alberta.

Prevalence of Low Income in 2010 Based On After-Tax Low-Income Measure (%)



The prevalence of low income based on after-tax low-income measure is 68.75%.

The percentage of low income is 100.00% for people less than 18 years old, 100.00% for people less than 6 years old, 0.00% for people from 18 to 64 years old, and 0.00% for people over 65 years old.