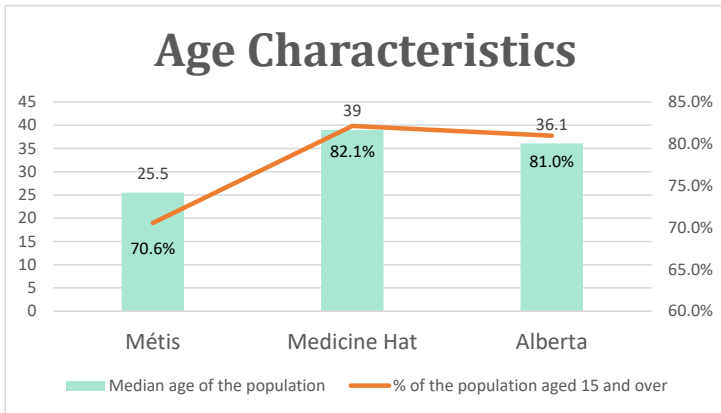


Medicine Hat, AB

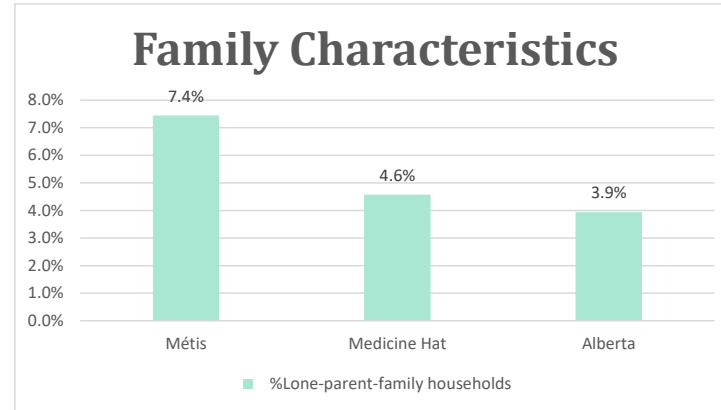
Geo_Code: 4801006

(Source: National Household survey 2011)

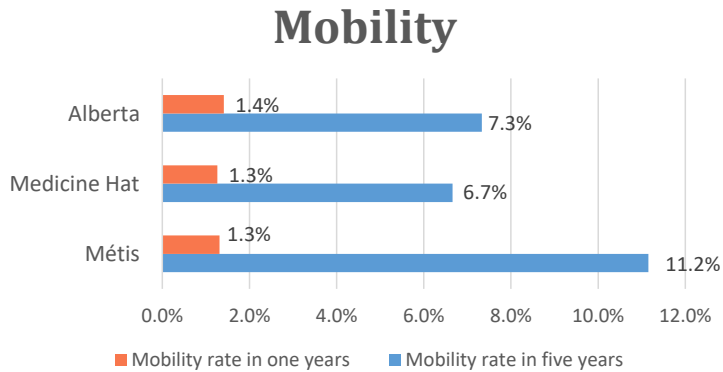
The total population reported with Métis single identity is 1,545 (Total Métis household is 900), representing 55% of Aboriginal people, accounting for 2.6% of the total population in Medicine Hat.



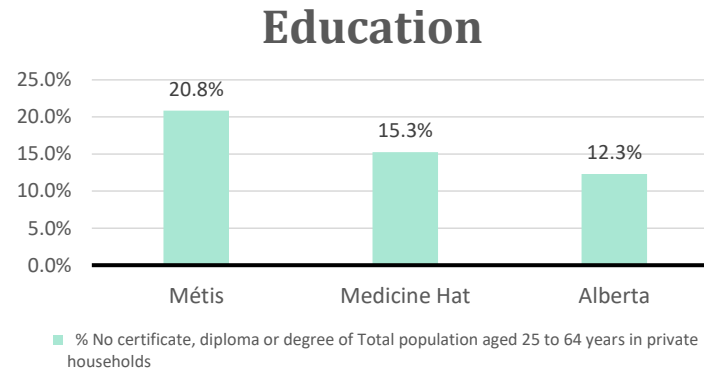
For Métis single identity population, the median age is 25.5 years old, with 70.6% of the population aged 15 and over. As for the total population, the median age is 39.0 in Medicine Hat and 36.1 years old in Alberta, with 82.1% and 81.0% population aged 15 and over respectively.



The number of Métis single lone parents household is 115, accounting for 7.4% of the total Métis single private households.



20 Métis households moved in last year (1.3%), 155 Métis households moved in the past 5 years (11.2%).



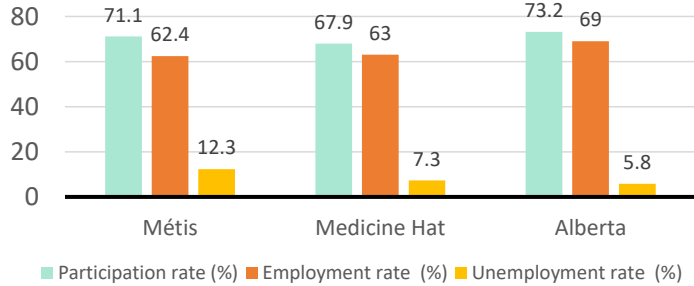
For population aged from 25 to 64 years, 20.8% Métis compared to 15.3% in Medicine Hat and 12.3% in Alberta have no certificate, diploma or degree.

For Métis aged from 25 to 34, 32.7% Métis reported to have no certificate, diploma or degree.

Medicine Hat, AB

Labor Force & Housing Statistics

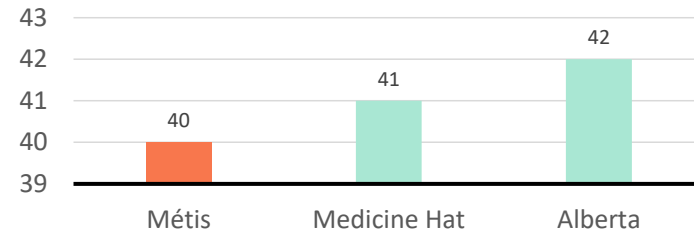
Labour Force Status



Métis participation rate is 71.1%, employment rate is 62.4%, and unemployment rate is 12.3%.

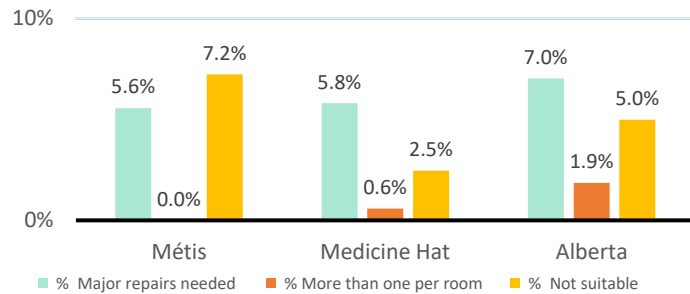
While the participation rate is higher compared with total population in Medicine Hat and lower than Alberta (67.9% and 73.2%), unemployment rate is higher.

Average Weeks Worked in 2010



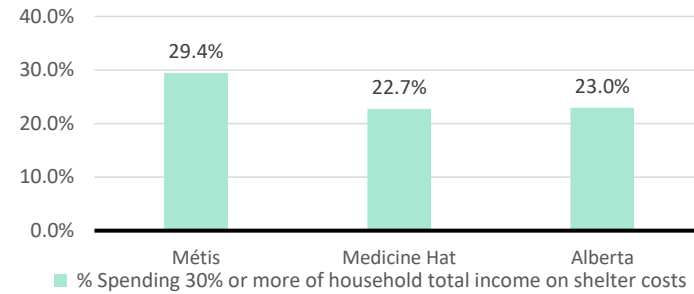
The average weeks worked in 2010 is 40.0 weeks.

Household Characteristics



There are 900 private dwellings occupied by a Métis single household, out of which 5.6% need major repairs, no Métis household reported have more than one person per room, and 7.2% Métis household reported to be not suitable.

Shelter Costs



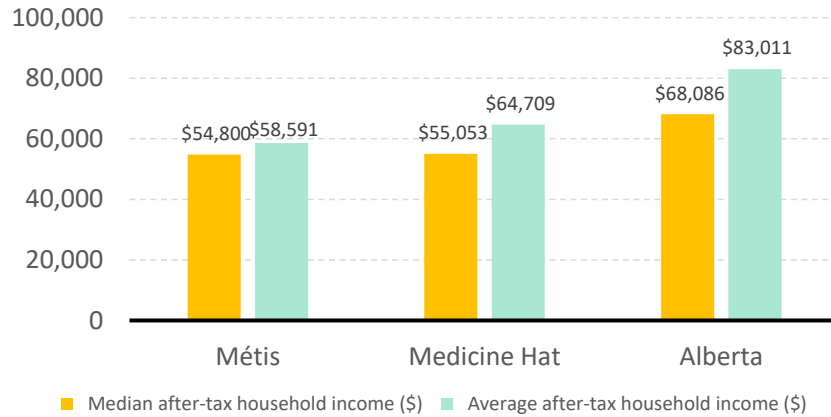
The number of Métis households spending 30% or more of household total income on shelter costs is 265, which is 29.4%

of the total private dwellings occupied by a Métis household, compared to 22.7% of the total population in Medicine Hat and 23.0% of the total population in Alberta.

Medicine Hat, AB

Income

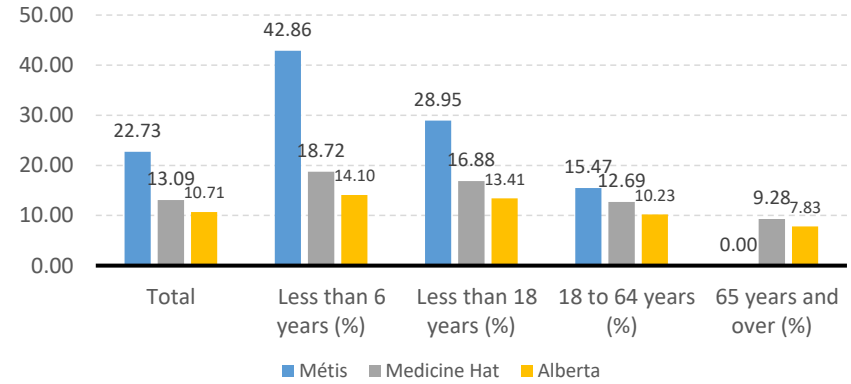
After-Tax Income of Households in 2010



For Métis singles, median after-tax household income is \$54,800, and average after-tax household income is

\$58,591. Métis has lower median and average after-tax income than Medicine Hat and Alberta.

Prevalence of Low Income in 2010 Based On After-Tax Low-Income Measure (%)



The prevalence of low income based on after-tax low-income measure is 22.73%.

The percentage of low income is 28.95% for people less than 18 years old, 42.86% for people less than 6 years old, 15.47% for people from 18 to 64 years old, and 0.00% for people over 65 years old.