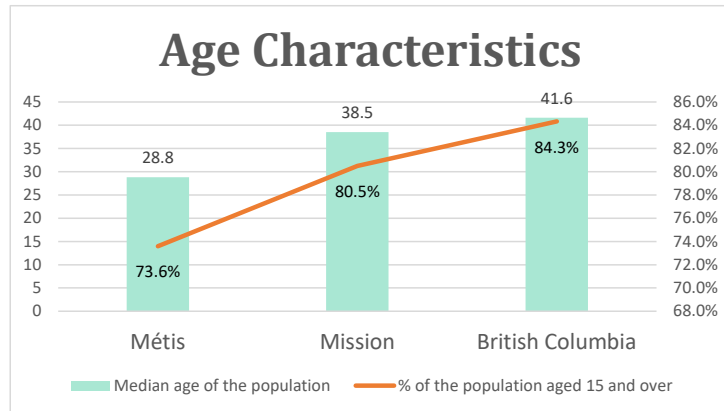


Mission, BC

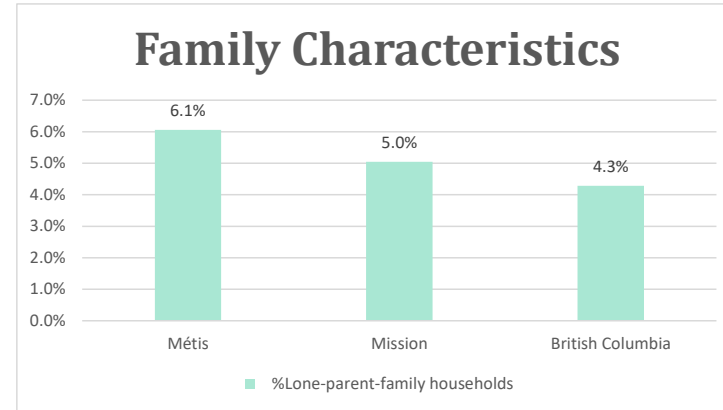
Geo_Code: 5909056

(Source: National Household survey 2011)

The total population reported with Métis single identity is 1,155 (Total Métis household is 605), representing 51% of Aboriginal people, accounting for 3.3% of the total population in Mission.

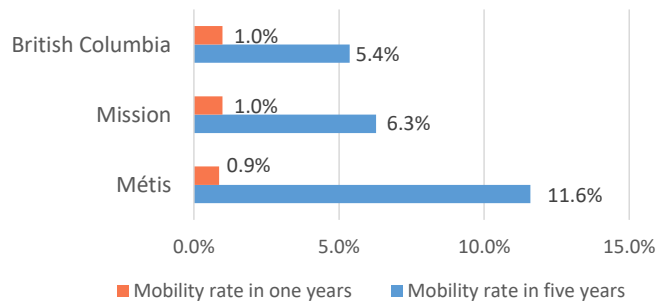


For Métis single identity population, the median age is 28.8 years old, with 73.6% of the population aged 15 and over. As for the total population, the median age is 38.5 in Mission and 41.6 years old in British Columbia, with 80.5% and 84.3% population aged 15 and over respectively.



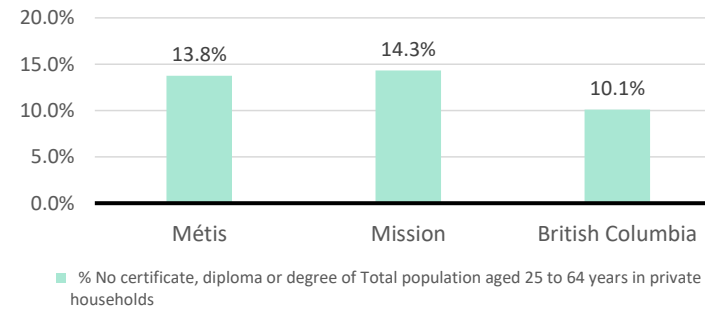
The number of Métis single lone parents household is 70, accounting for 6.1% of the total Métis single private households.

Mobility



10 Métis households moved in last year (0.9%), 120 Métis households moved in the past 5 years (11.6%).

Education



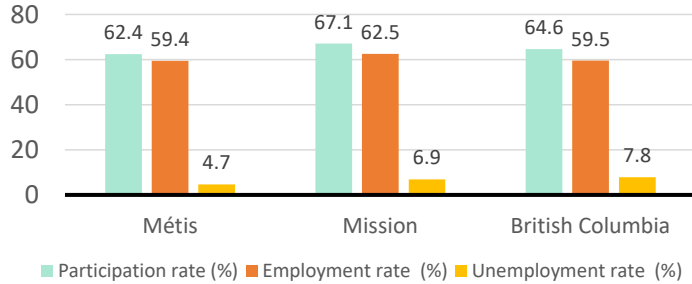
For population aged from 25 to 64 years, 13.8% Métis compared to 14.3% in Mission and 10.1% in British Columbia have no certificate, diploma or degree.

For Métis aged from 25 to 34, 9.7% Métis reported to have no certificate, diploma or degree.

Mission, BC

Labor Force & Housing Statistics

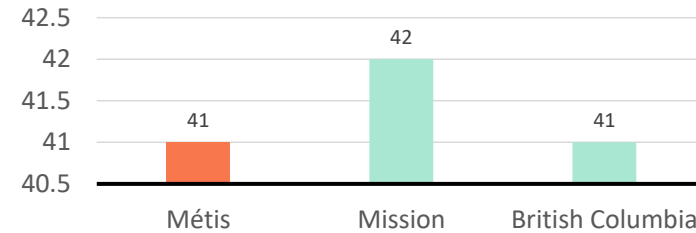
Labour Force Status



Métis participation rate is 62.4%, employment rate is 59.4%, and unemployment rate is 4.7%.

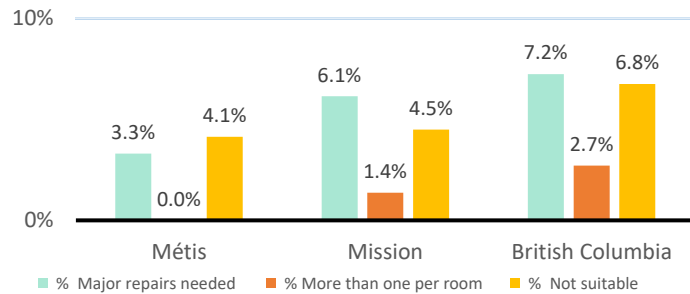
While the participation rate is lower compared with total population in Mission and British Columbia (67.1% and 64.6%), unemployment rate is also lower.

Average Weeks Worked in 2010



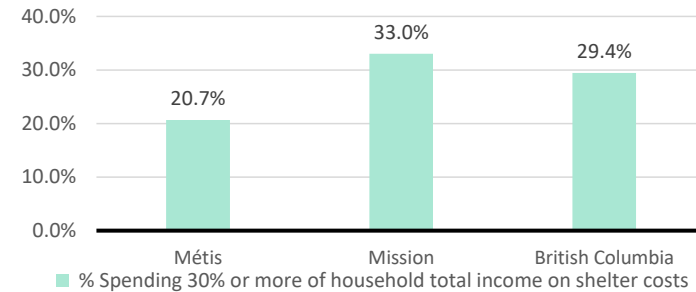
The average weeks worked in 2010 is 41.0 weeks.

Household Characteristics



There are 605 private dwellings occupied by a Métis single household, out of which 3.3% need major repairs, no Métis household reported have more than one person per room, and 4.1% Métis household reported to be not suitable.

Shelter Costs



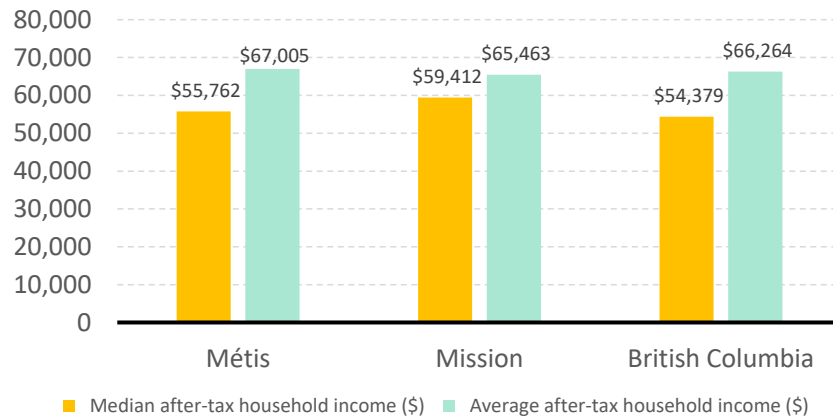
The number of Métis households spending 30% or more of household total income on shelter costs is 125, which is 20.7%

of the total private dwellings occupied by a Métis household, compared to 33.0% of the total population in Mission and 29.4% of the total population in British Columbia.

Mission, BC

Income

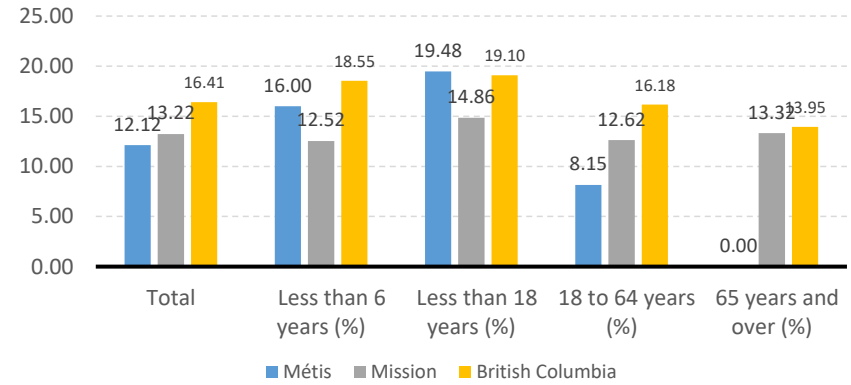
After-Tax Income of Households in 2010



For Métis singles, median after-tax household income is \$55,762, and average after-tax household income is

\$67,005. Métis has lower median and higher average after-tax income than Mission, and higher median and average after-tax income than British Columbia.

Prevalence of Low Income in 2010 Based On After-Tax Low-Income Measure (%)



The prevalence of low income based on after-tax low-income measure is 12.12%.

The percentage of low income is 19.48% for people less than 18 years old, 16.00% for people less than 6 years old, 8.15% for people from 18 to 64 years old, and 0.00% for people over 65 years old.