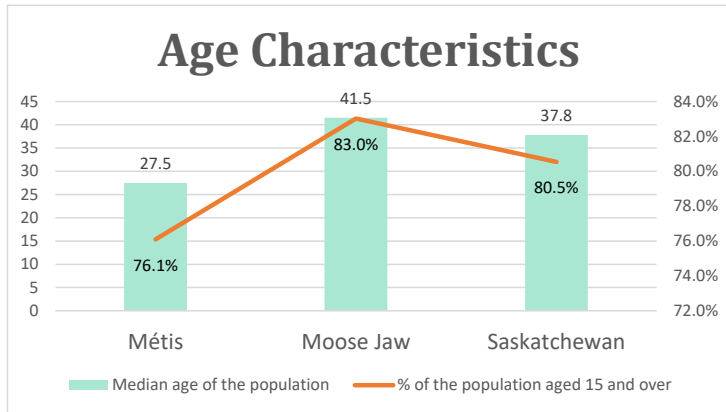


# Moose Jaw, SK

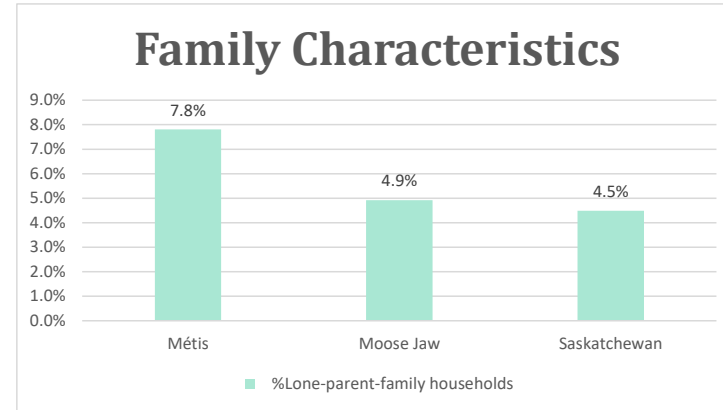
Geo\_Code: 4707039

(Source: National Household survey 2011)

The total population reported with Métis single identity is 1,025 (Total Métis household is 615), representing 74% of Aboriginal people, accounting for 3.2% of the total population in Moose Jaw.

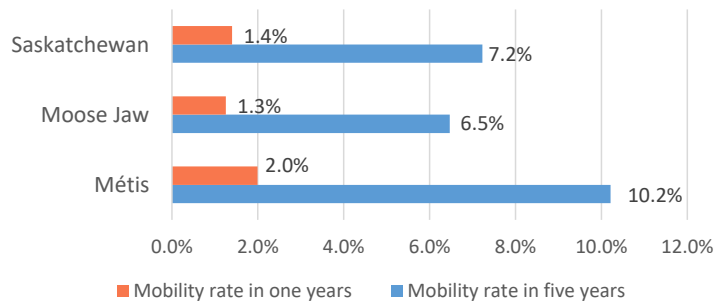


For Métis single identity population, the median age is 27.5 years old, with 76.1% of the population aged 15 and over. As for the total population, the median age is 41.5 in Moose Jaw and 37.8 years old in Saskatchewan, with 83.0% and 80.5% population aged 15 and over respectively.



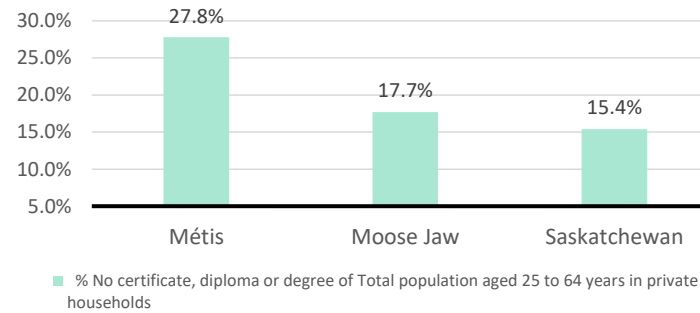
The number of Métis single lone parents household is 80, accounting for 7.8% of the total Métis single private households.

## Mobility



20 Métis households moved in last year (2.0%), 95 Métis households moved in the past 5 years (10.2%).

## Education



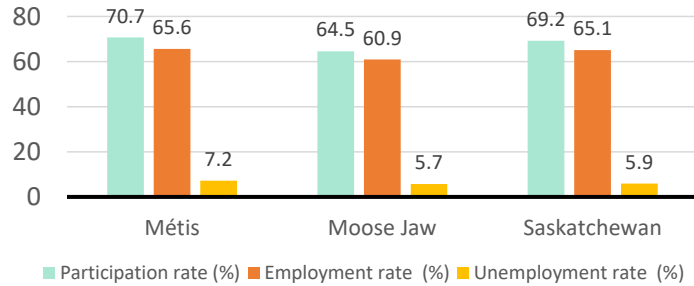
For population aged from 25 to 64 years, 27.8% Métis compared to 17.7% in Moose Jaw and 15.4% in Saskatchewan have no certificate, diploma or degree.

For Métis aged from 25 to 34, 17.2% Métis reported to have no certificate, diploma or degree.

# Moose Jaw, SK

## Labor Force & Housing Statistics

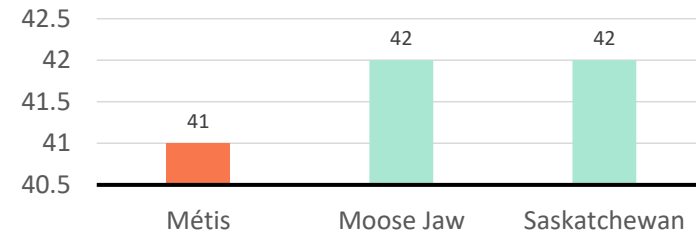
### Labour Force Status



Métis participation rate is 70.7%, employment rate is 65.6%, and unemployment rate is 7.2%.

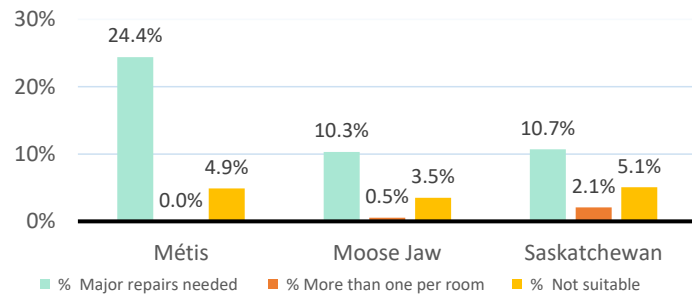
While the participation rate is higher compared with total population in Moose Jaw and Saskatchewan (64.5% and 69.2%), unemployment rate is also higher.

### Average Weeks Worked in 2010



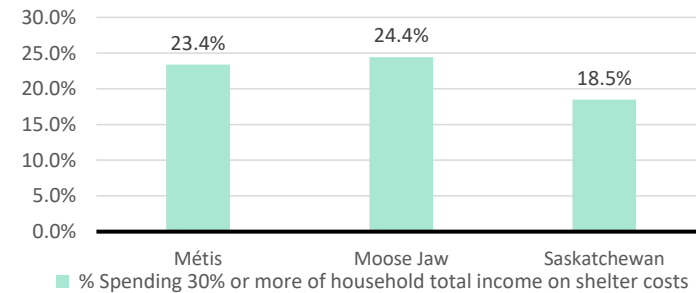
The average weeks worked in 2010 is 41.0 weeks.

### Household Characteristics



There are 615 private dwellings occupied by a Métis single household, out of which 24.4% need major repairs, no Métis household reported have more than one person per room, and 4.9% Métis household reported to be not suitable.

### Shelter Costs



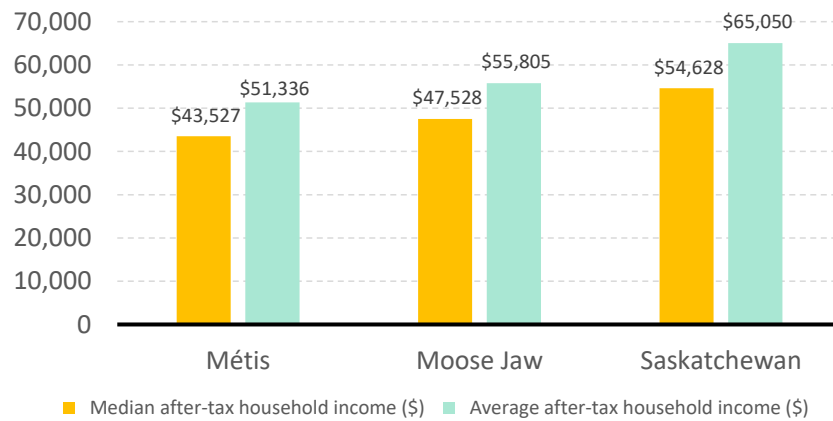
The number of Métis households spending 30% or more of household total income on shelter costs is 145, which is 23.4%

of the total private dwellings occupied by a Métis household, compared to 24.4% of the total population in Moose Jaw and 18.5% of the total population in Saskatchewan.

# Moose Jaw, SK

## Income

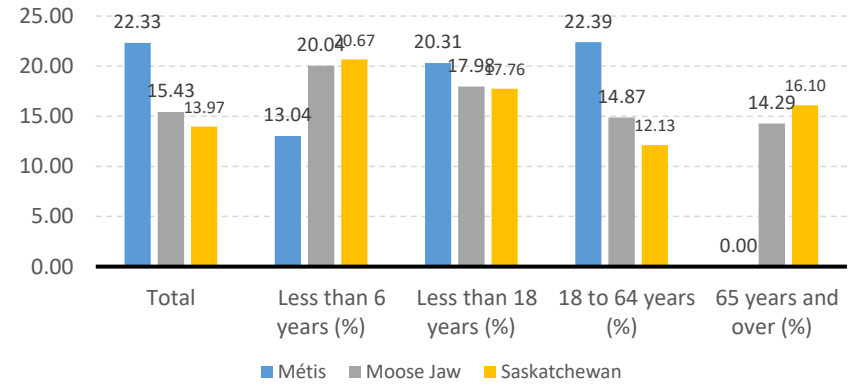
After-Tax Income of Households in 2010



For Métis singles, median after-tax household income is \$43,527, and average after-tax household income is

\$51,336. Métis has lower median and average after-tax income than Moose Jaw and Saskatchewan.

Prevalence of Low Income in 2010 Based On After-Tax Low-Income Measure (%)



The prevalence of low income based on after-tax low-income measure is 22.33%.

The percentage of low income is 20.31% for people less than 18 years old, 13.04% for people less than 6 years old, 22.39% for people from 18 to 64 years old, and 0.00% for people over 65 years old.