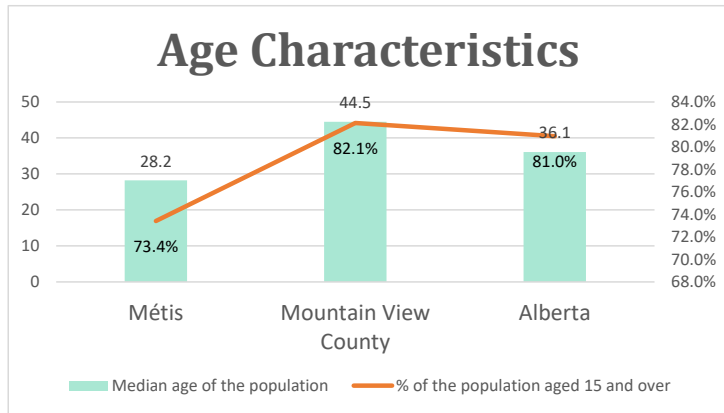


Mountain View County, AB

Geo_Code: 4806028

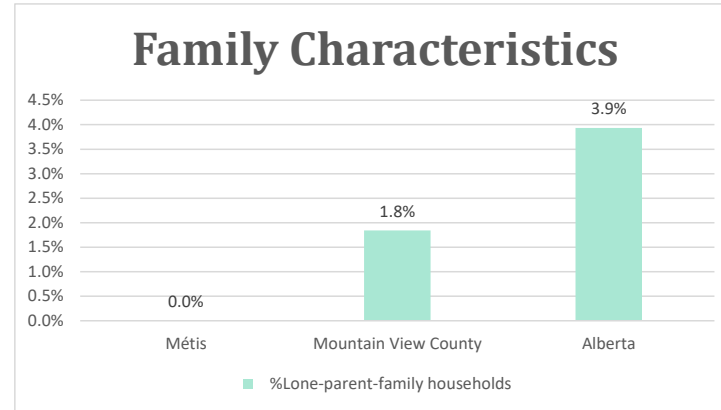
(Source: National Household survey 2011)

The total population reported with Métis single identity is 395 (Total Métis household is 210), representing 62% of Aboriginal people, accounting for 3.2% of the total population in Mountain View County.



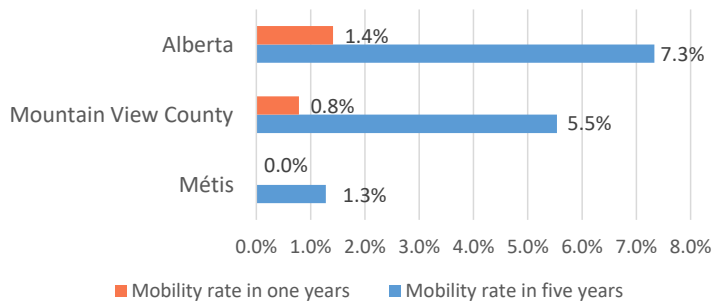
For Métis single identity population, the median age is 28.2 years old, with 73.4% of the population aged 15 and over. As for the total population, the median age is 44.5 in Mountain View County and

36.1 years old in Alberta, with 82.1% and 81.0% population aged 15 and over respectively.



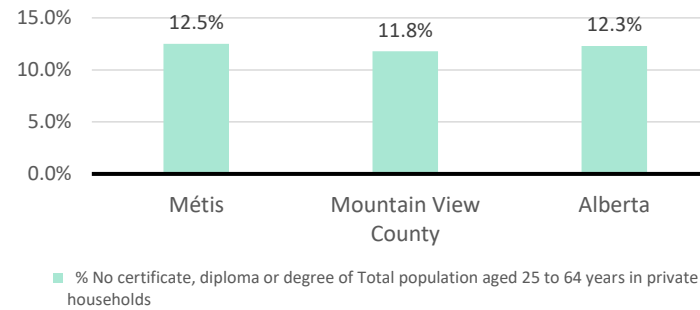
No Métis single lone parents household reported to the survey.

Mobility



No Métis households reported moving in for the last year. 5 Métis households moved in the past 5 years (1.3%).

Education



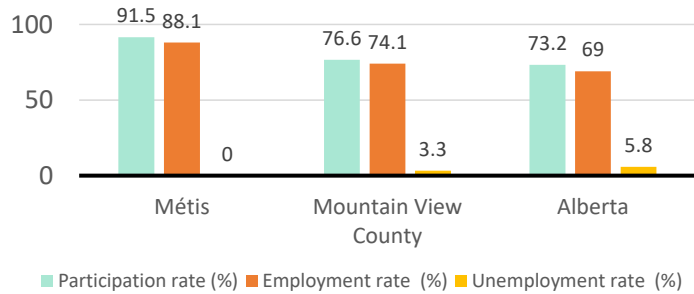
For population aged from 25 to 64 years, no Métis reported have no certificate, diploma or degree.

For Métis aged from 25 to 34, no Métis reported have no certificate, diploma or degree.

Mountain View County, AB

Labor Force & Housing Statistics

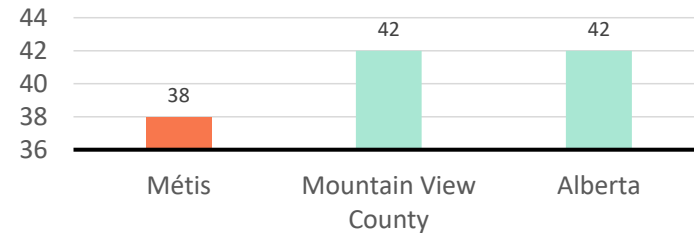
Labour Force Status



Métis participation rate is 91.5%, employment rate is 88.1%, and unemployment rate is 0.0%.

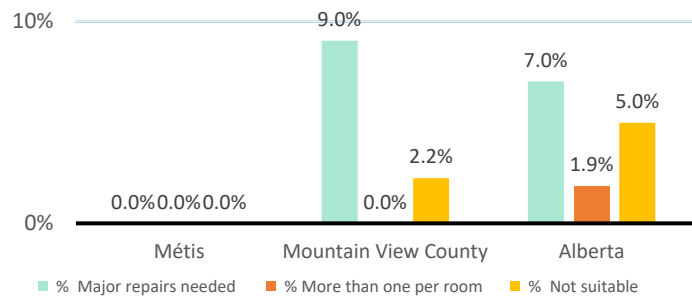
While the participation rate is higher compared with total population in Mountain View County and Alberta (76.6% and 73.2%), no Métis reported unemployment.

Average Weeks Worked in 2010



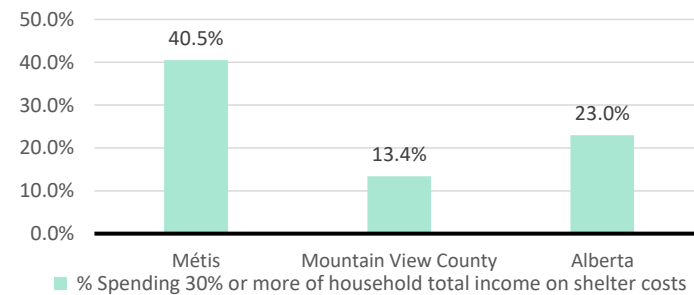
The average weeks worked in 2010 is 38.0 weeks.

Household Characteristics



There are 210 private dwellings occupied by a Métis single household, out of which no Métis single household reported need major repairs, have more than one person per room, or not suitable.

Shelter Costs



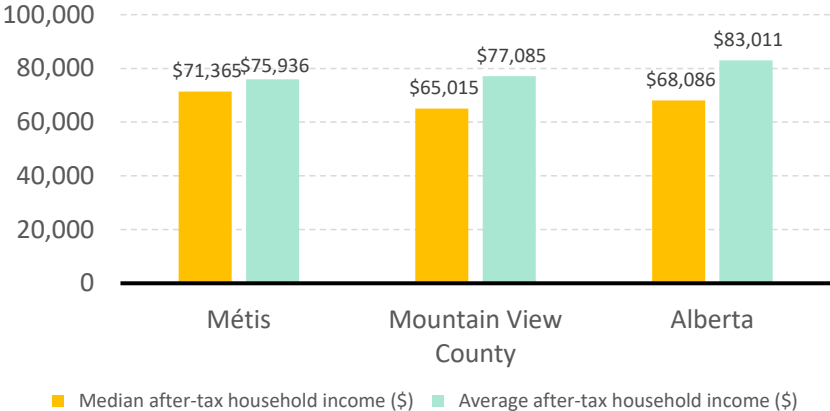
The number of Métis households spending 30% or more of household total income on shelter costs is 85, which is 40.5%

of the total private dwellings occupied by a Métis household, compared to 13.4% of the total population in Mountain View County and 23.0% of the total population in Alberta.

Mountain View County, AB

Income

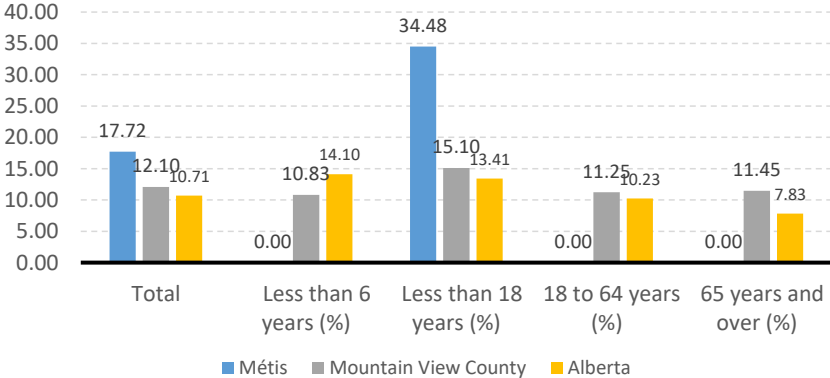
After-Tax Income of Households in 2010



For Métis singles, median after-tax household income is \$71,365, and average after-tax household income is

\$75,936. Métis has higher median and lower average after-tax income than Mountain View County, and higher median and lower average after-tax income than Alberta.

Prevalence of Low Income in 2010 Based On After-Tax Low-Income Measure (%)



The prevalence of low income based on after-tax low-income measure is 17.72%.

The percentage of low income is 34.48% for people less than 18 years old, no Métis household reported low income in other age groups.