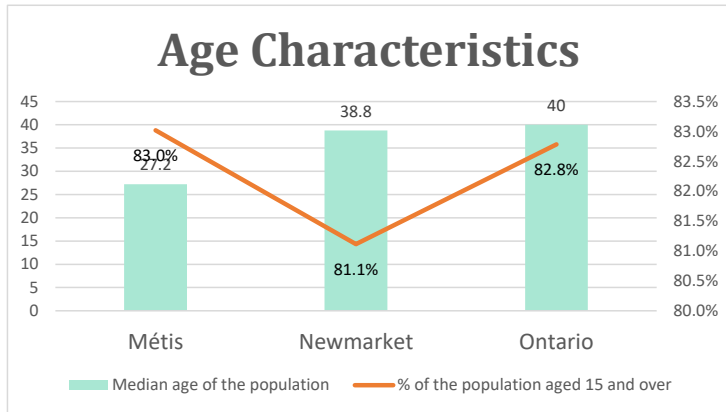


# Newmarket, ON

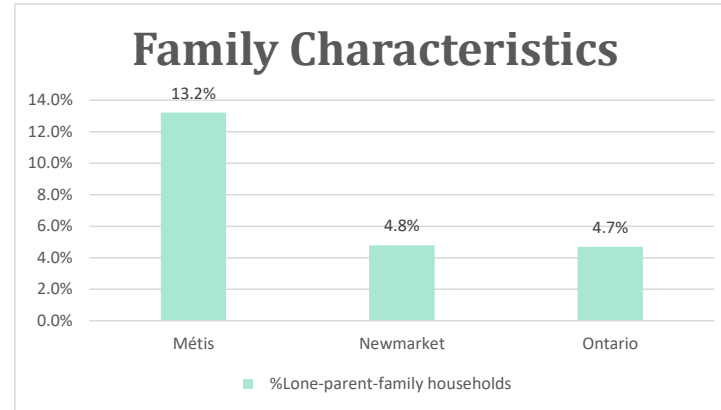
Geo\_Code: 3519048

(Source: National Household survey 2011)

The total population reported with Métis single identity is 265 (Total Métis household is 170), representing 32% of Aboriginal people, accounting for 0.3% of the total population in Newmarket.

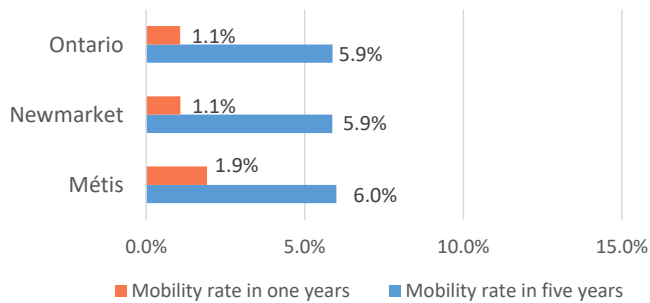


For Métis single identity population, the median age is 27.2 years old, with 83.0% of the population aged 15 and over. As for the total population, the median age is 38.8 in Newmarket and 40.0 years old in Ontario, with 81.1% and 82.8% population aged 15 and over respectively.



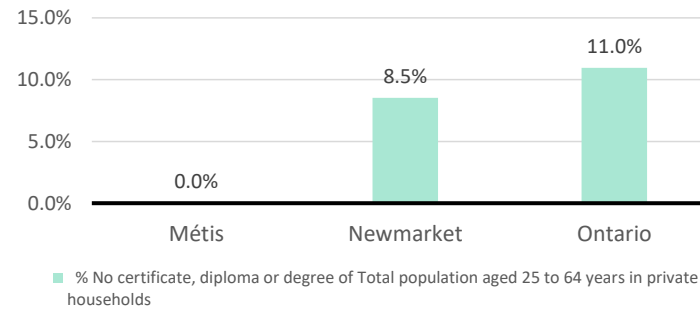
The number of Métis single lone parents household is 35, accounting for 13.2% of the total Métis single private households.

## Mobility



5 Métis households moved in last year (1.9%), 15 Métis households moved in the past 5 years (6.0%).

## Education



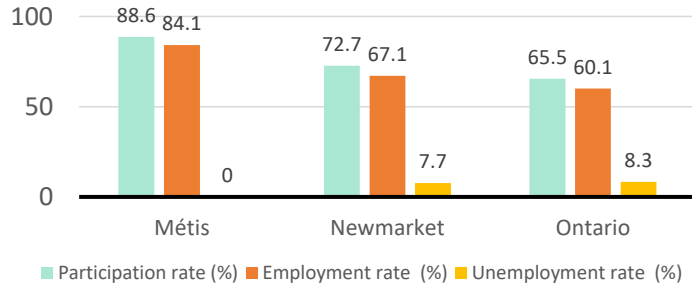
For population aged from 25 to 64 years, no Métis reported have no certificate, diploma or degree.

For Métis aged from 25 to 34, no Métis reported have no certificate, diploma or degree.

# Newmarket, ON

## Labor Force & Housing Statistics

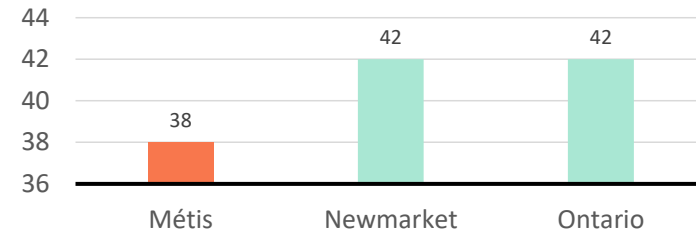
### Labour Force Status



Métis participation rate is 88.6%, employment rate is 84.1%, and unemployment rate is 0.0%.

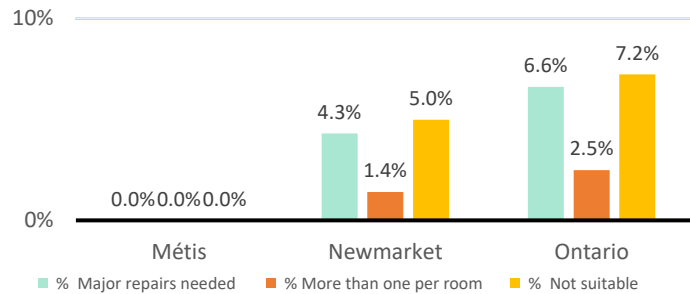
While the participation rate is higher compared with total population in Newmarket and Ontario (72.7% and 65.5%), no Métis reported unemployment.

### Average Weeks Worked in 2010



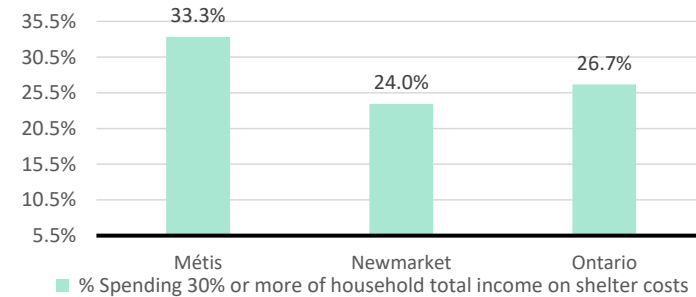
The average weeks worked in 2010 is 38.0 weeks.

### Household Characteristics



There are 170 private dwellings occupied by a Métis single household, out of which no Métis single household reported need major repairs, have more than one person per room, or not suitable.

### Shelter Costs



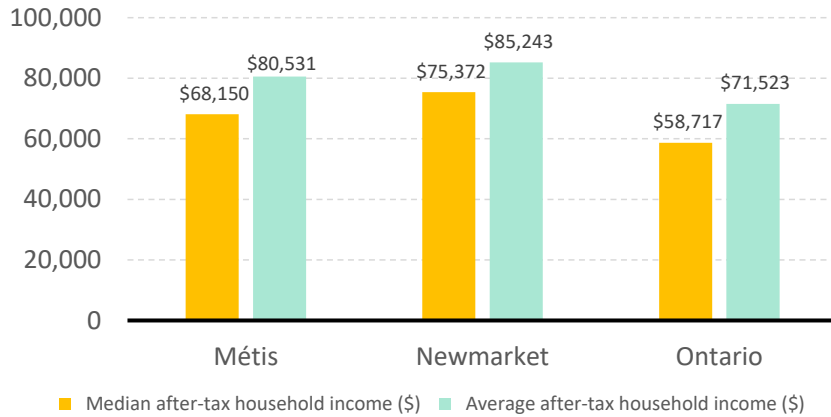
The number of Métis households spending 30% or more of household total income on shelter costs is 55, which is 33.3%

of the total private dwellings occupied by an Métis household, compared to 24.0% of the total population in Newmarket and 26.7% of the total population in Ontario.

# Newmarket, ON

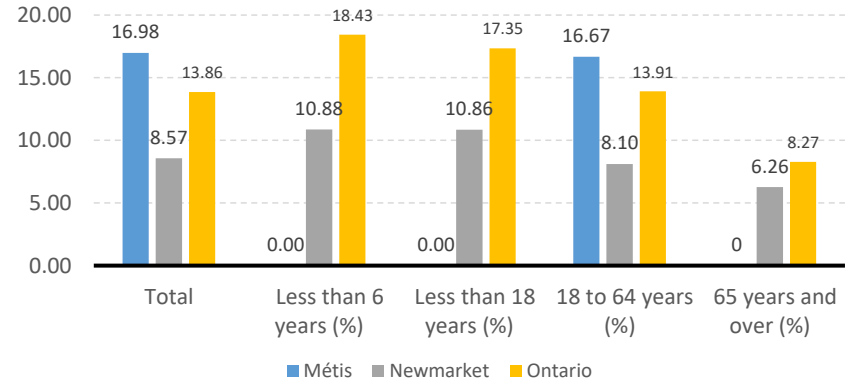
## Income

After-Tax Income of Households in 2010



For Métis singles, median after-tax household income is \$68,150, and average after-tax household income is \$80,531. Métis has lower median and average after-tax income than Newmarket, and higher median and average after-tax income than Ontario.

Prevalence of Low Income in 2010 Based On After-Tax Low-Income Measure (%)



The prevalence of low income based on after-tax low-income measure is 16.98%.

The percentage of low income is 16.67% for people from 18 to 64 years old, and no Métis household reported low income in other age groups.