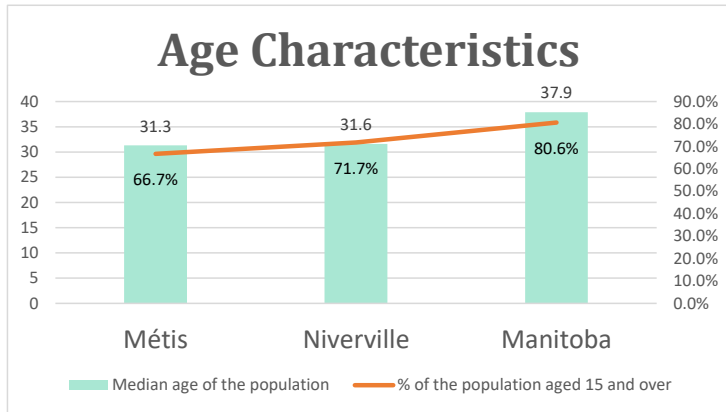


Niverville, MB

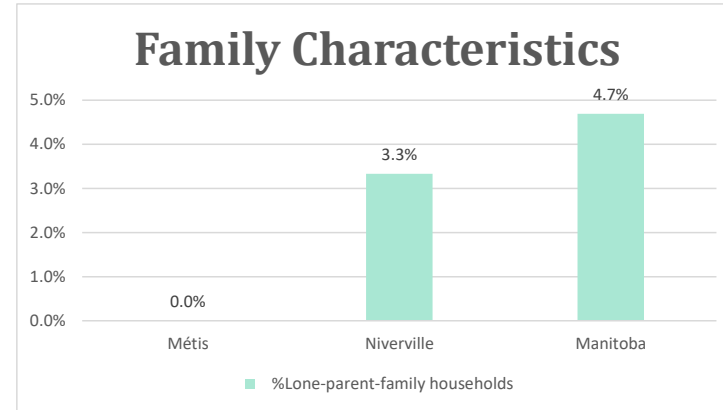
Geo_Code: 4602046

(Source: National Household survey 2011)

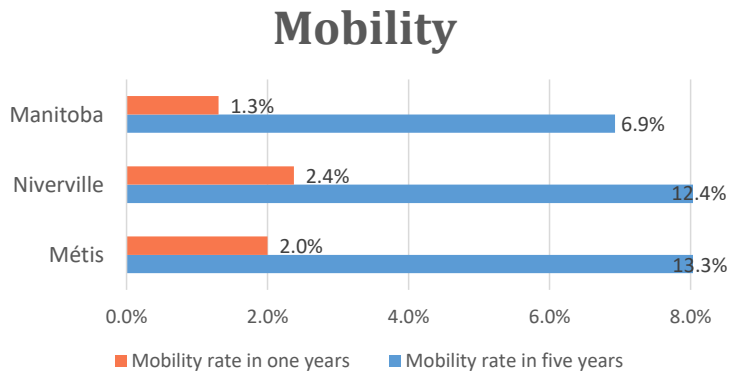
The total population reported with Métis single identity is 255 (Total Métis household is 135), representing 89% of Aboriginal people, accounting for 7.4% of the total population in Niverville.



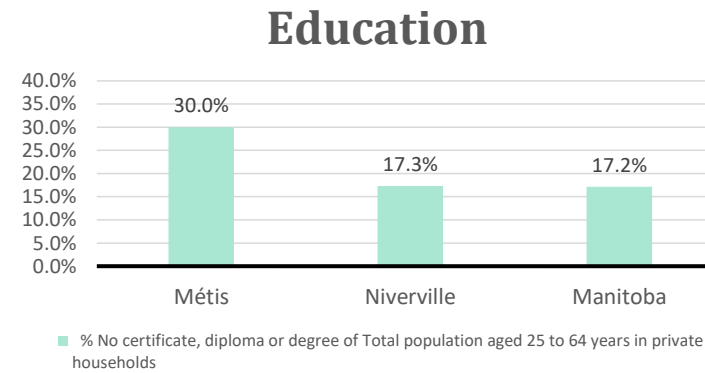
For Métis single identity population, the median age is 31.3 years old, with 66.7% of the population aged 15 and over. As for the total population, the median age is 31.6 in Niverville and 37.9 years old in Manitoba, with 71.7% and 80.6% population aged 15 and over respectively.



No Métis single lone parents household reported to the survey.



5 Métis households moved in last year (2.0%), 30 Métis households moved in the past 5 years (13.3%).



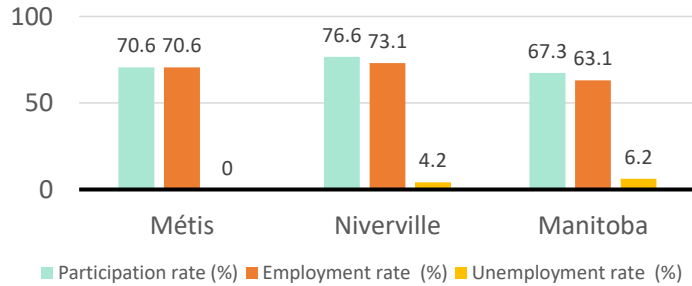
For population aged from 25 to 64 years, 30.0% Métis compared to 17.3% in Niverville and 17.2% in Manitoba have no certificate, diploma or degree.

For Métis aged from 25 to 34, no Métis reported have no certificate, diploma or degree.

Niverville, MB

Labor Force & Housing Statistics

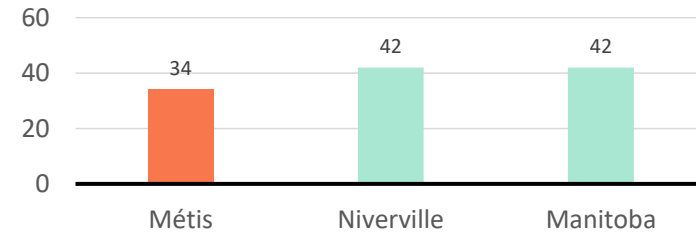
Labour Force Status



Métis participation rate is 70.6%, employment rate is 70.6%, and unemployment rate is 0.0%.

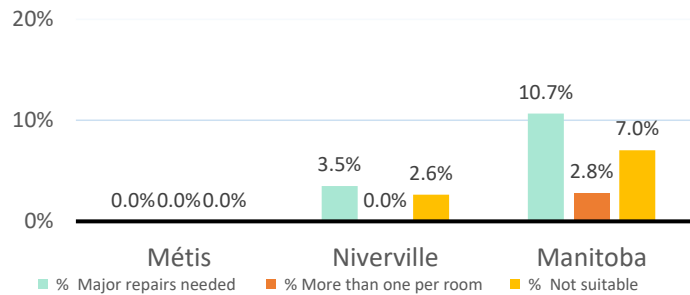
While the participation rate is lower compared with total population in Niverville and higher than Manitoba (76.6% and 67.3%), no Métis reported unemployment.

Average Weeks Worked in 2010



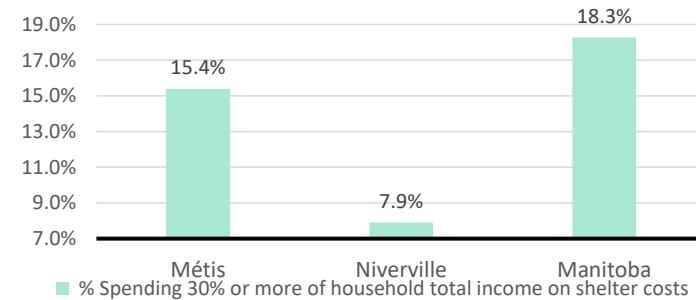
The average weeks worked in 2010 is 34.0 weeks.

Household Characteristics



There are 135 private dwellings occupied by a Métis single household, out of which no Métis single household reported need major repairs, have more than one person per room, or not suitable.

Shelter Costs



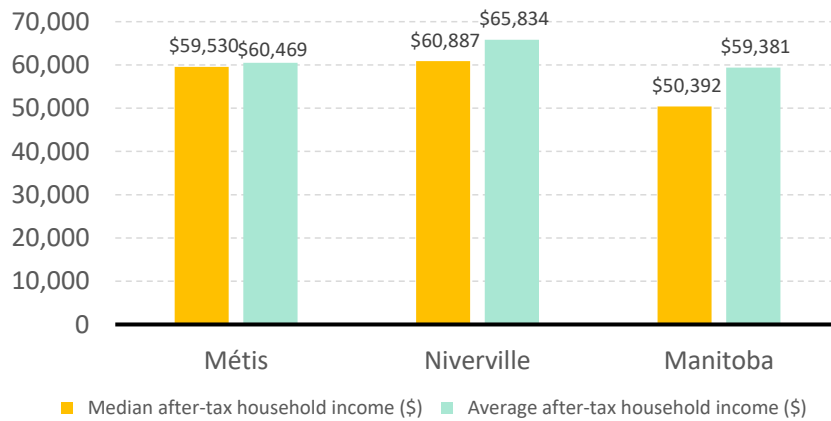
The number of Métis households spending 30% or more of household total income on shelter costs is 20,

which is 15.4% of the total private dwellings occupied by an Métis household, compared to 7.9% of the total population in Niverville and 18.3% of the total population in Manitoba.

Niverville, MB

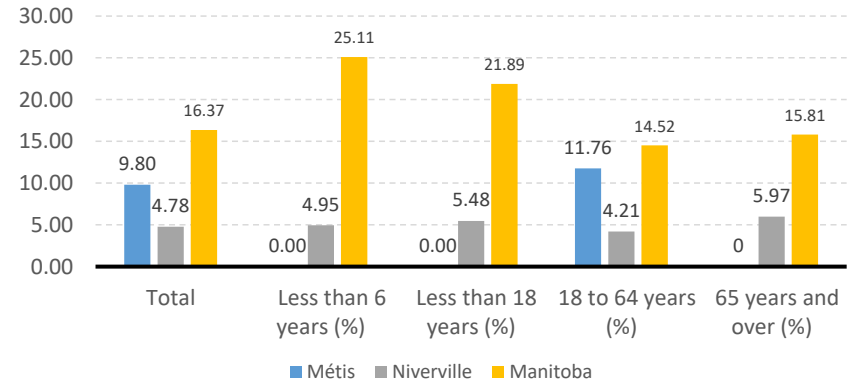
Income

After-Tax Income of Households in 2010



For Métis singles, median after-tax household income is \$59,530, and average after-tax household income is \$60,469. Métis has lower median and average after-tax income than Niverville and higher median and average after-tax income Manitoba.

Prevalence of Low Income in 2010 Based On After-Tax Low-Income Measure (%)



The prevalence of low income based on after-tax low-income measure is 9.80%.

The percentage of low income is 11.76% for people from 18 to 64 years old, and no Métis household reported low income in other age groups.