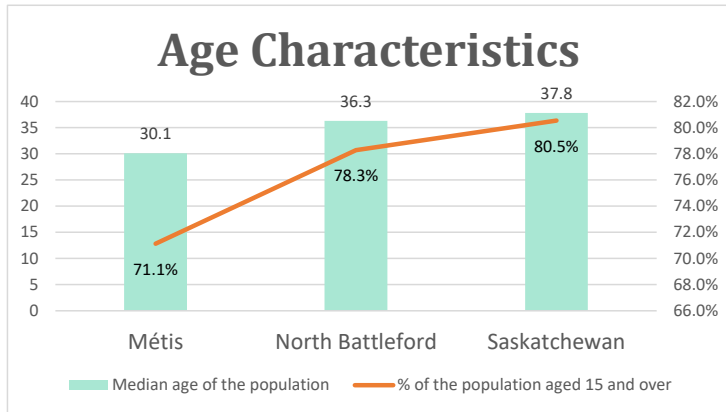


North Battleford, SK

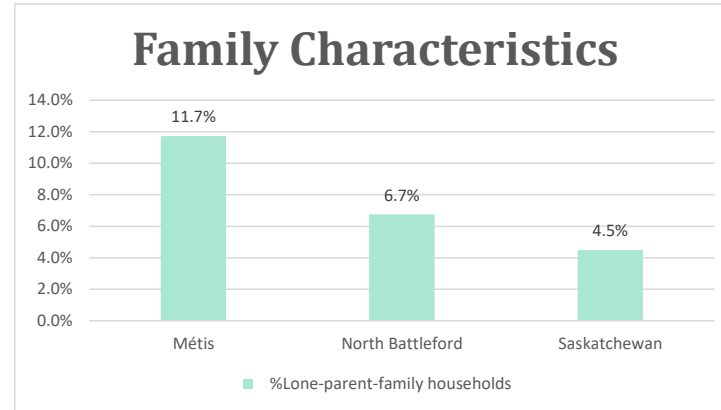
Geo_Code: 4716029

(Source: National Household survey 2011)

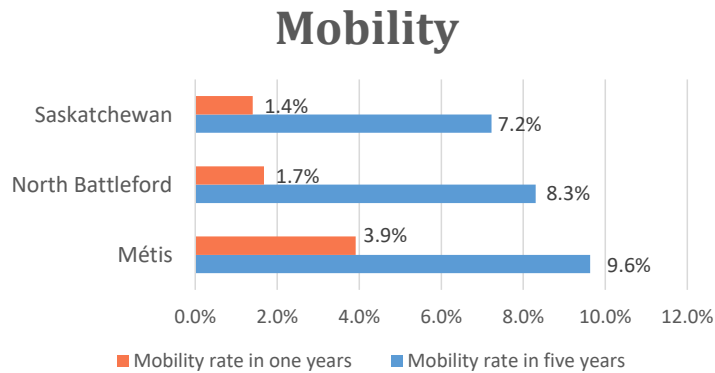
The total population reported with Métis single identity is 1,195 (Total Métis household is 695), representing 38% of Aboriginal people, accounting for 8.8% of the total population in North Battleford.



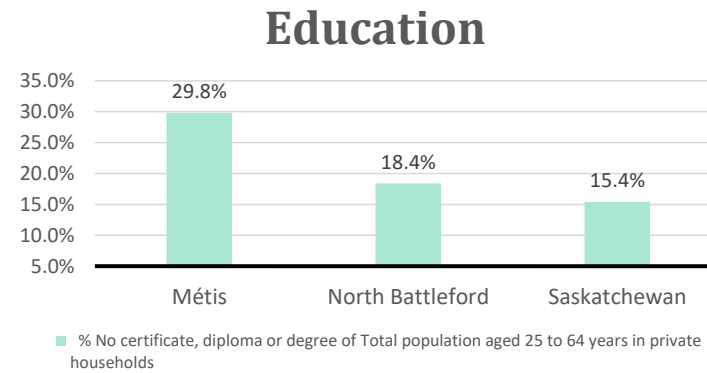
For Métis single identity population, the median age is 30.1 years old, with 71.1% of the population aged 15 and over. As for the total population, the median age is 36.3 in North Battleford and 37.8 years old in Saskatchewan, with 78.3% and 80.5% population aged 15 and over respectively.



The number of Métis single lone parents household is 140, accounting for 11.7% of the total Métis single private households.



45 Métis households moved in last year (3.9%), 105 Métis households moved in the past 5 years (9.6%).



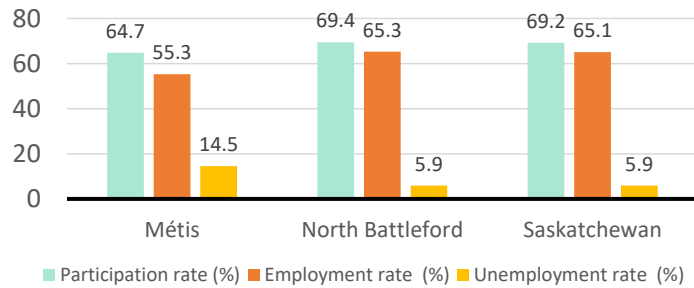
For population aged from 25 to 64 years, 29.8% Métis compared to 18.4% in North Battleford and 15.4% in Saskatchewan have no certificate, diploma or degree.

For Métis aged from 25 to 34, 38.1% Métis reported to have no certificate, diploma or degree.

North Battleford, SK

Labor Force & Housing Statistics

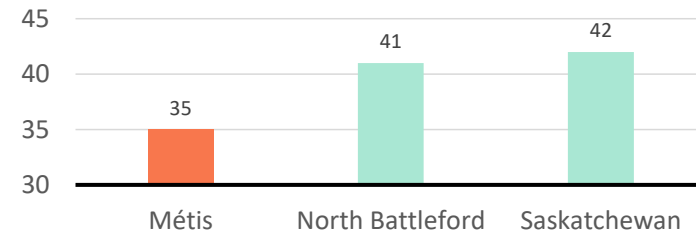
Labour Force Status



Métis participation rate is 64.7%, employment rate is 55.3%, and unemployment rate is 14.5%.

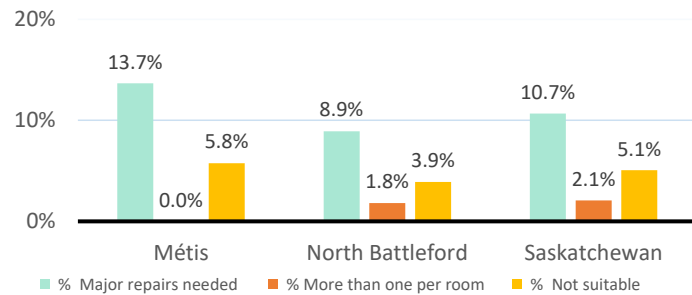
While the participation rate is lower compared with total population in North Battleford and Saskatchewan (69.4% and 69.2%), unemployment rate is higher.

Average Weeks Worked in 2010



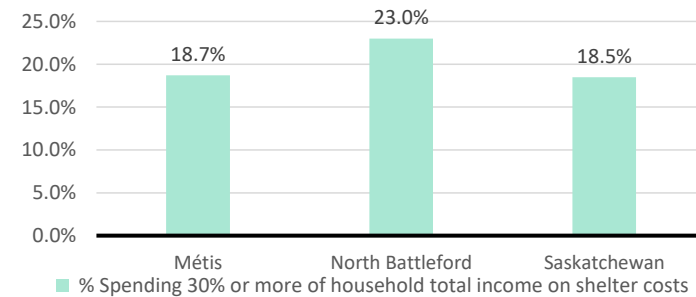
The average weeks worked in 2010 is 35.0 weeks.

Household Characteristics



There are 695 private dwellings occupied by a Métis single household, out of which 13.7% need major repairs, no Métis household reported have more than one person per room, and 5.8% Métis household reported to be not suitable.

Shelter Costs



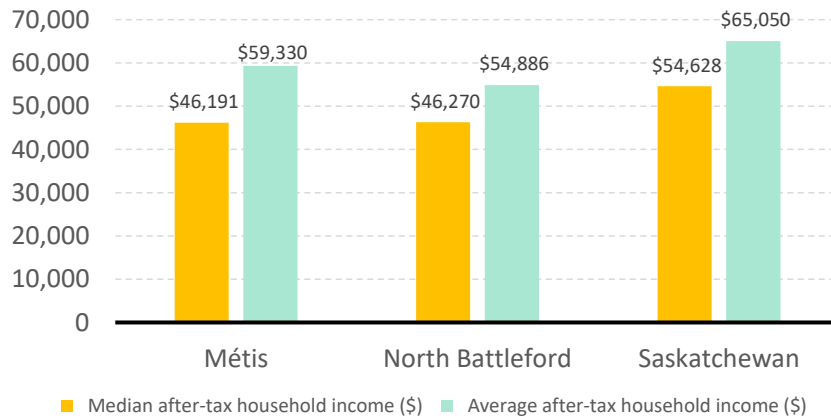
The number of Métis households spending 30% or more of household total income on shelter costs is 130, which is 18.7%

of the total private dwellings occupied by a Métis household, compared to 23.0% of the total population in North Battleford and 18.5% of the total population in Saskatchewan.

North Battleford, SK

Income

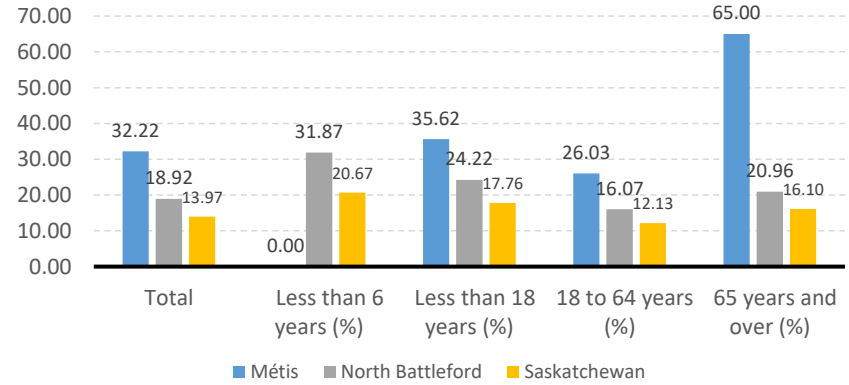
After-Tax Income of Households in 2010



For Métis singles, median after-tax household income is \$46,191, and average after-tax household income is

\$59,330. Métis has lower median and higher average after-tax income than North Battleford, and lower median and average after-tax income than Saskatchewan.

Prevalence of Low Income in 2010 Based On After-Tax Low-Income Measure (%)



The prevalence of low income based on after-tax low-income measure is 32.22%.

The percentage of low income is 35.62% for people less than 18 years old, 0.00% for people less than 6 years old, 26.03% for people from 18 to 64 years old, and 65.00% for people over 65 years old.