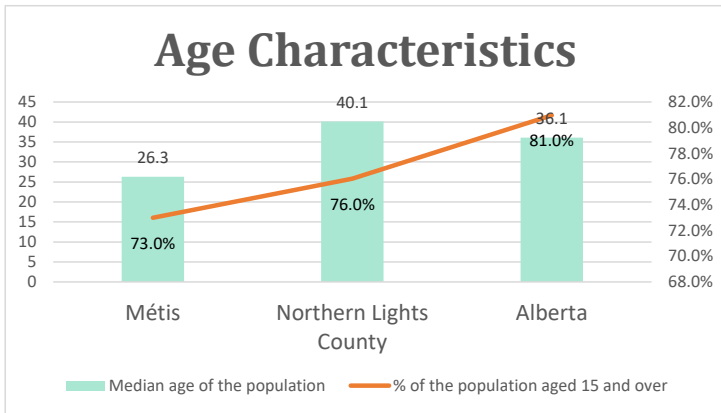


Northern Lights County, AB

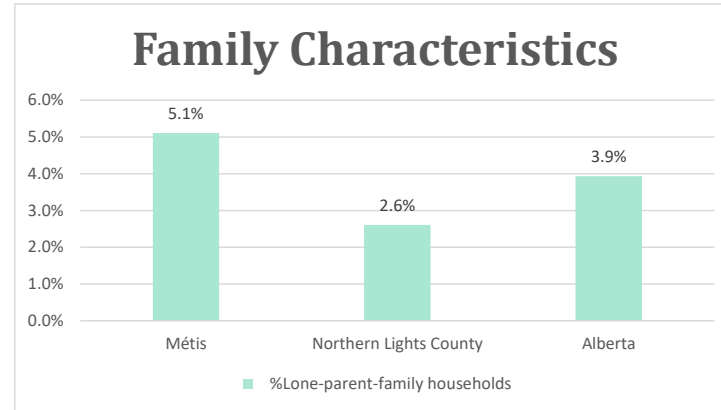
Geo_Code: 4817076

(Source: National Household survey 2011)

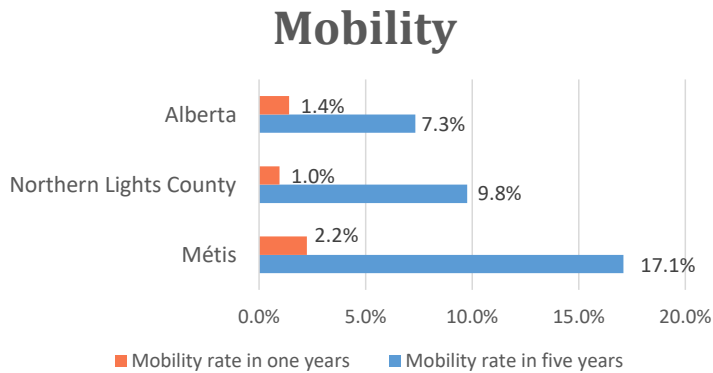
The total population reported with Métis single identity is 685 (Total Métis household is 265), representing 80% of Aboriginal people, accounting for 16.3% of the total population in Northern Lights County.



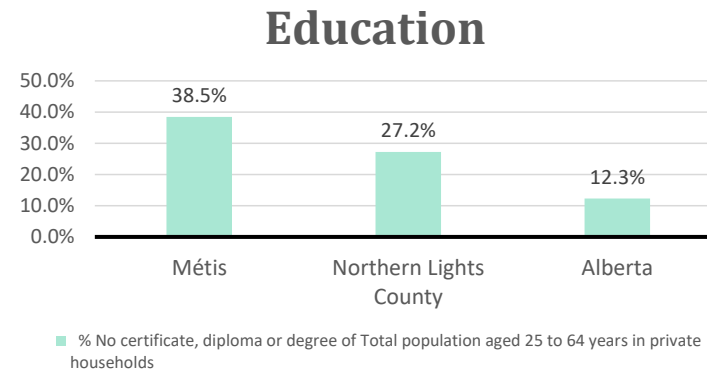
For Métis single identity population, the median age is 26.3 years old, with 73.0% of the population aged 15 and over. As for the total population, the median age is 40.1 in Northern Lights County and 36.1 years old in Alberta, with 76.0% and 81.0% population aged 15 and over respectively.



The number of Métis single lone parents household is 35, accounting for 5.1% of the total Métis single private households.



15 Métis households moved in last year (2.2%), 100 Métis households moved in the past 5 years (17.1%).



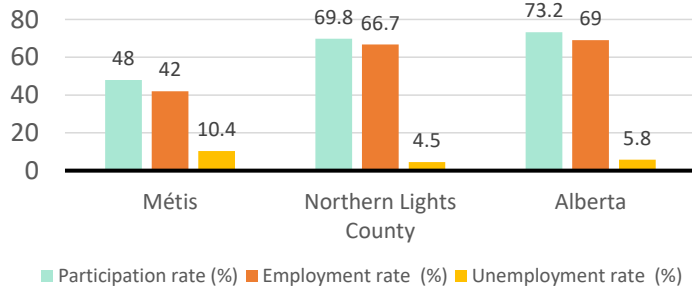
For population aged from 25 to 64 years, 38.5% Métis compared to 27.2% in Northern Lights County and 12.3% in Alberta have no certificate, diploma or degree.

For Métis aged from 25 to 34, 36.4% Métis reported to have no certificate, diploma or degree.

Northern Lights County, AB

Labor Force & Housing Statistics

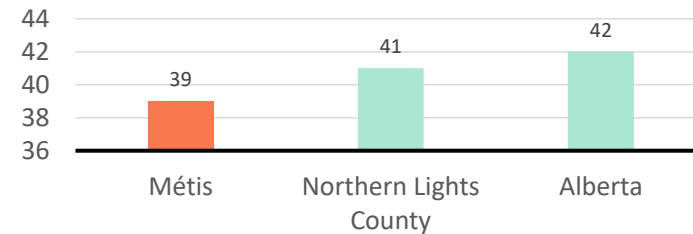
Labour Force Status



Métis participation rate is 48.0%, employment rate is 42.0%, and unemployment rate is 10.4%.

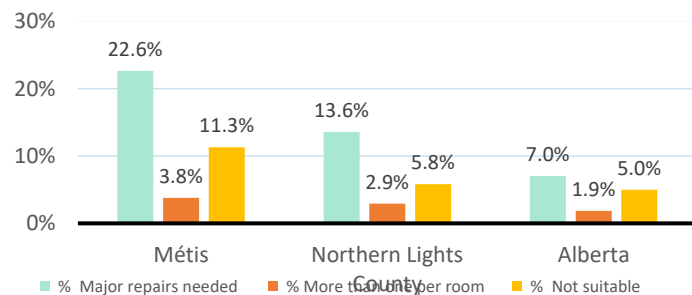
While the participation rate is lower compared with total population in Northern Lights County and Alberta (69.8% and 73.2%), unemployment rate is higher.

Average Weeks Worked in 2010



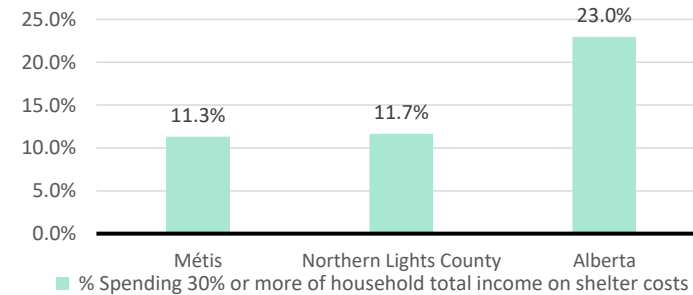
The average weeks worked in 2010 is 39.0 weeks.

Household Characteristics



There are 265 private dwellings occupied by a Métis single household, out of which 22.6% need major repairs, 3.8% have more than one person per room, and 11.3% Métis household reported to be not suitable.

Shelter Costs



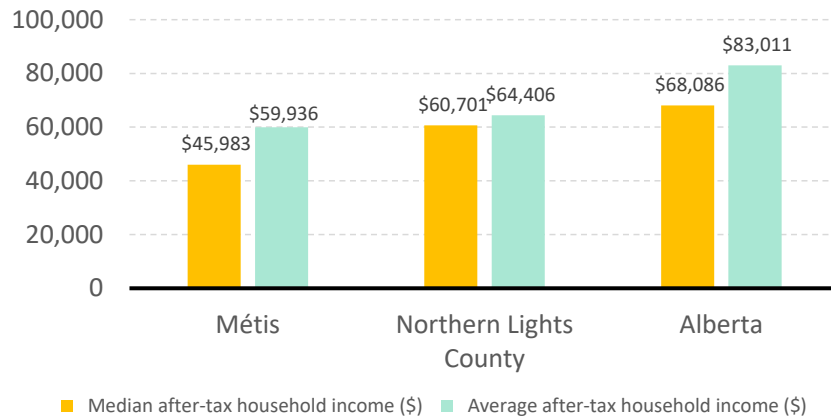
The number of Métis households spending 30% or more of household total income on shelter costs is 30, which is 11.3%

of the total private dwellings occupied by a Métis household, compared to 11.7% of the total population in Northern Lights County and 23.0% of the total population in Alberta.

Northern Lights County, AB

Income

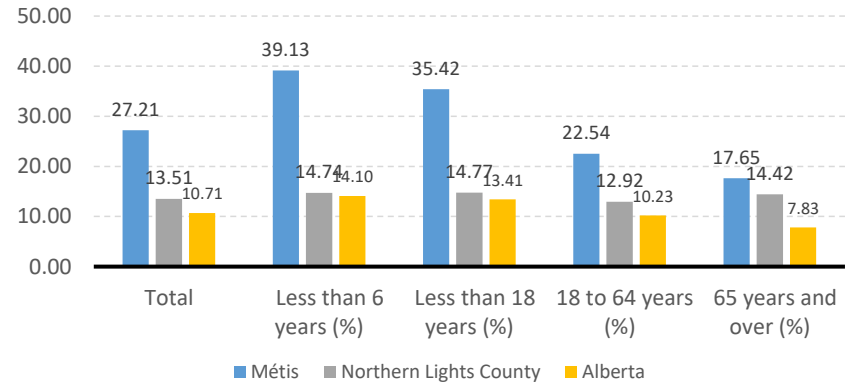
After-Tax Income of Households in 2010



For Métis singles, median after-tax household income is \$45,983, and average after-tax household income is

\$59,936. Métis has lower median and average after-tax income than Northern Lights County and Alberta.

Prevalence of Low Income in 2010 Based On After-Tax Low-Income Measure (%)



The prevalence of low income based on after-tax low-income measure is 27.21%.

The percentage of low income is 35.42% for people less than 18 years old, 39.13% for people less than 6 years old, 22.54% for people from 18 to 64 years old, and 17.65% for people over 65 years old.