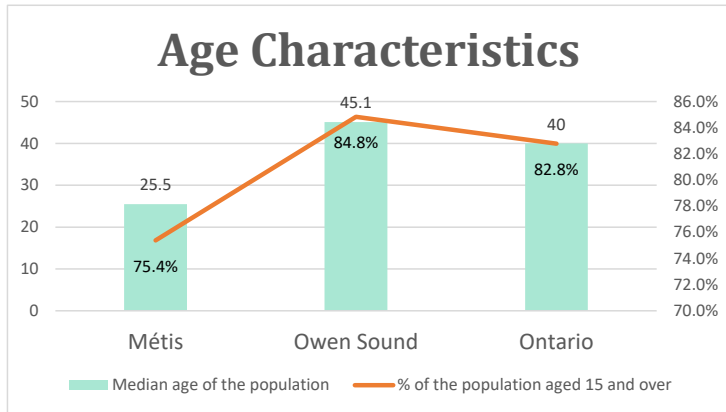


# Owen Sound, ON

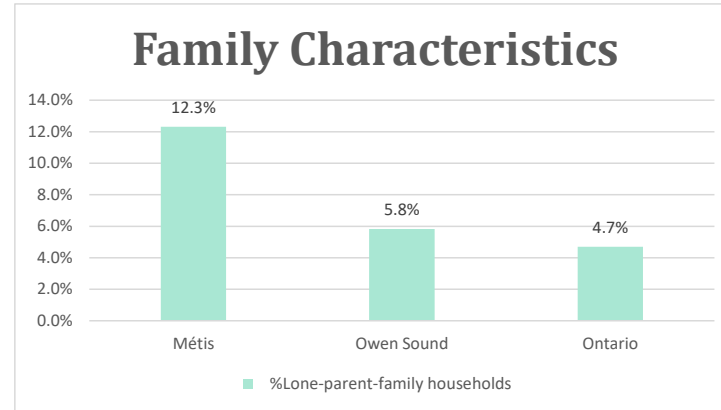
Geo\_Code: 3542059

(Source: National Household survey 2011)

The total population reported with Métis single identity is 325 (Total Métis household is 190), representing 45% of Aboriginal people, accounting for 1.6% of the total population in Owen Sound.

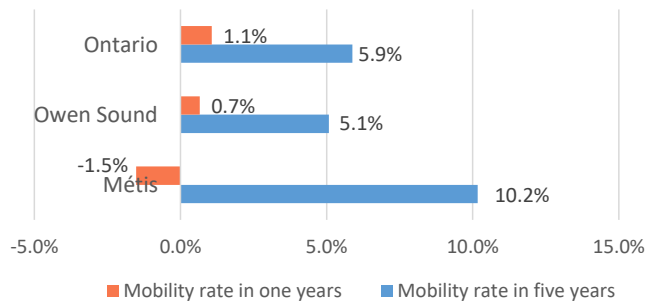


For Métis single identity population, the median age is 25.5 years old, with 75.4% of the population aged 15 and over. As for the total population, the median age is 45.1 in Owen Sound and 40.0 years old in Ontario, with 84.8% and 82.8% population aged 15 and over respectively.



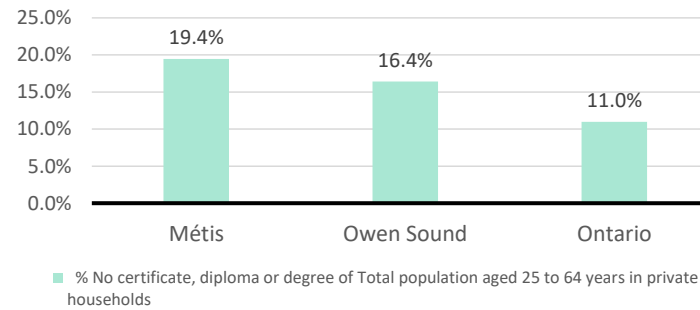
The number of Métis single lone parents household is 40, accounting for 12.3% of the total Métis single private households.

## Mobility



5 Métis households moved out last year (-1.5%), 30 Métis households moved in the past 5 years (10.2%).

## Education



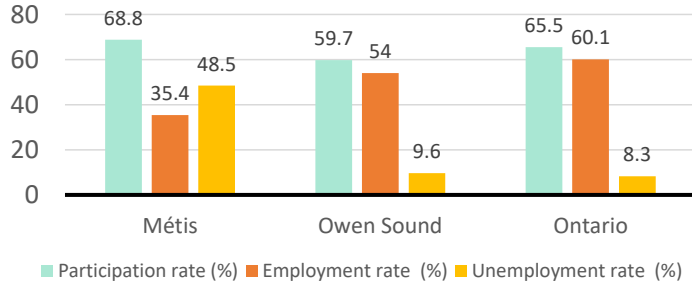
For population aged from 25 to 64 years, 19.4% Métis compared to 16.4% in Owen Sound and 11.0% in Ontario have no certificate, diploma or degree.

For Métis aged from 25 to 34, no Métis reported have no certificate, diploma or degree.

# Owen Sound, ON

## Labor Force & Housing Statistics

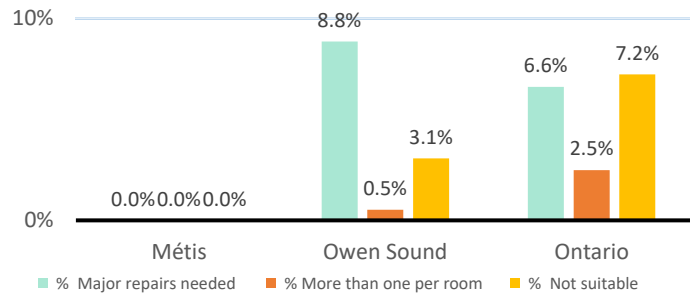
### Labour Force Status



Métis participation rate is 68.8%, employment rate is 35.4%, and unemployment rate is 48.5%.

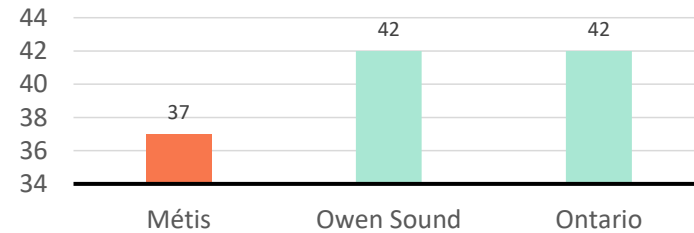
While the participation rate is higher compared with total population in Owen Sound and Ontario (59.7% and 65.5%), unemployment rate is also higher.

### Household Characteristics



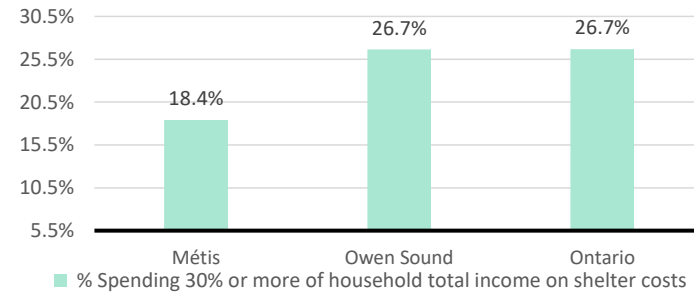
There are 190 private dwellings occupied by a Métis single household, out of which no Métis single household reported need major repairs, have more than one person per room, or not suitable.

### Average Weeks Worked in 2010



The average weeks worked in 2010 is 37.0 weeks.

### Shelter Costs



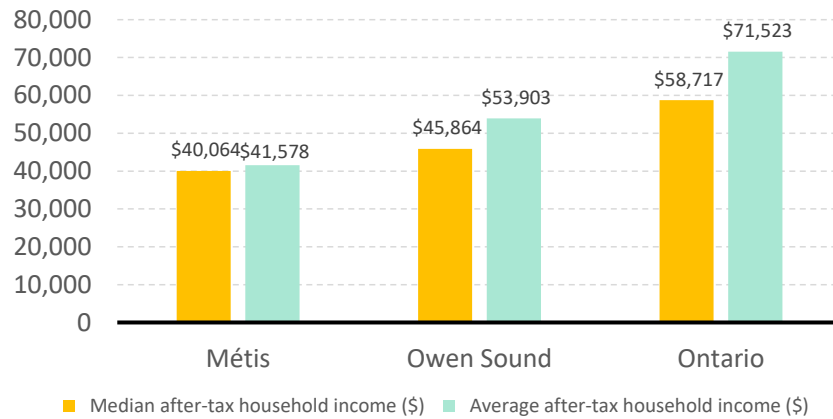
The number of Métis households spending 30% or more of household total income on shelter costs is 35, which is 18.4%

of the total private dwellings occupied by an Métis household, compared to 26.7% of the total population in Owen Sound and 26.7% of the total population in Ontario.

# Owen Sound, ON

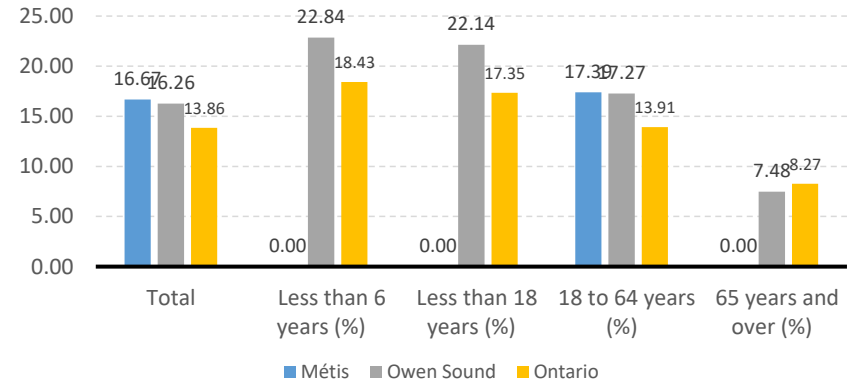
## Income

After-Tax Income of Households in 2010



For Métis singles, median after-tax household income is \$40,064, and average after-tax household income is \$41,578. Métis has lower median and average after-tax income than Owen Sound and Ontario.

Prevalence of Low Income in 2010 Based On After-Tax Low-Income Measure (%)



The prevalence of low income based on after-tax low-income measure is 16.67%.

The percentage of low income is 17.39% for people from 18 to 64 years old, and no Métis household reported low income in other age groups.