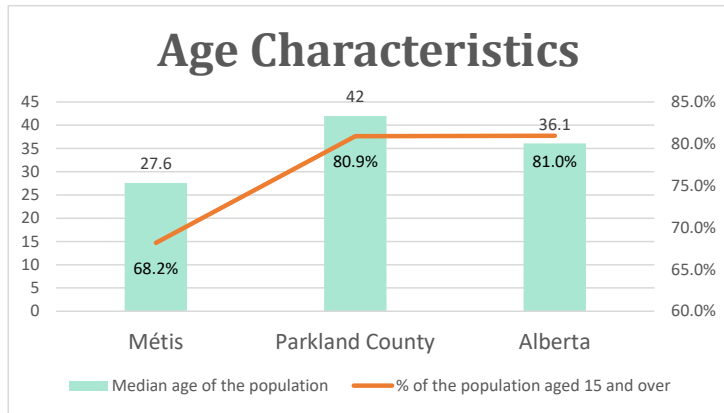


Parkland County, AB

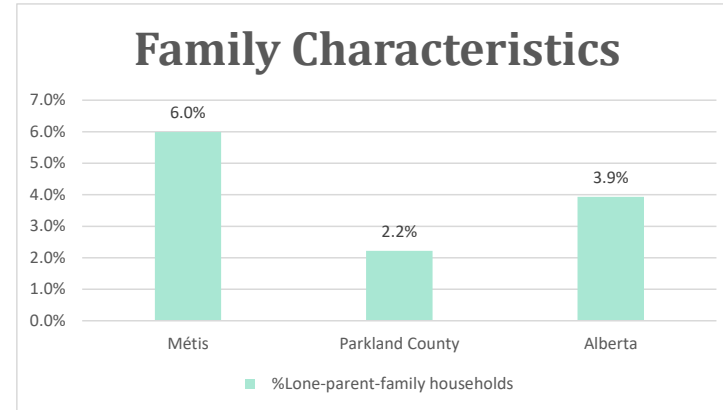
Geo_Code: 4811034

(Source: National Household survey 2011)

The total population reported with Métis single identity is 1,335 (Total Métis household is 645), representing 70% of Aboriginal people, accounting for 4.4% of the total population in Parkland County.

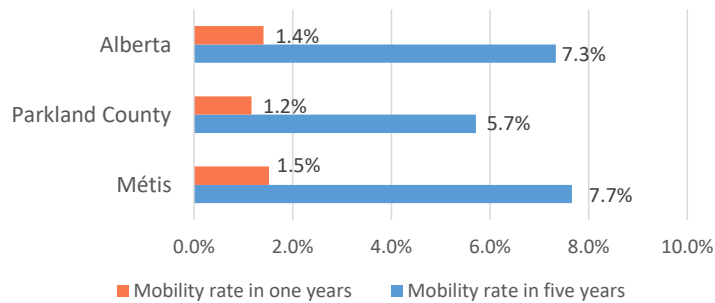


For Métis single identity population, the median age is 27.6 years old, with 68.2% of the population aged 15 and over. As for the total population, the median age is 42.0 in Parkland County and 36.1 years old in Alberta, with 80.9% and 81.0% population aged 15 and over respectively.



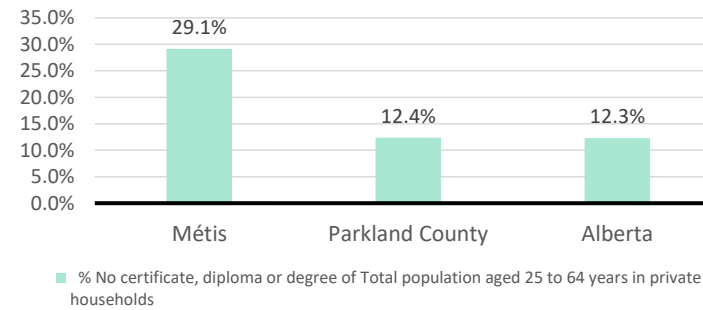
The number of Métis single lone parents household is 80, accounting for 6.0% of the total Métis single private households.

Mobility



20 Métis households moved in last year (1.5%), 95 Métis households moved in the past 5 years (7.7%).

Education



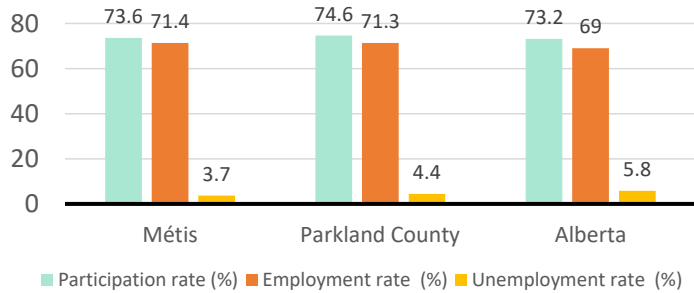
For population aged from 25 to 64 years, 29.1% Métis compared to 12.4% in Parkland County and 12.3% in Alberta have no certificate, diploma or degree.

For Métis aged from 25 to 34, 27.8% Métis reported to have no certificate, diploma or degree.

Parkland County, AB

Labor Force & Housing Statistics

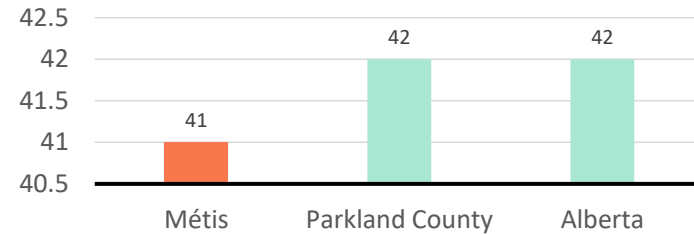
Labour Force Status



Métis participation rate is 73.6%, employment rate is 71.4%, and unemployment rate is 3.7%.

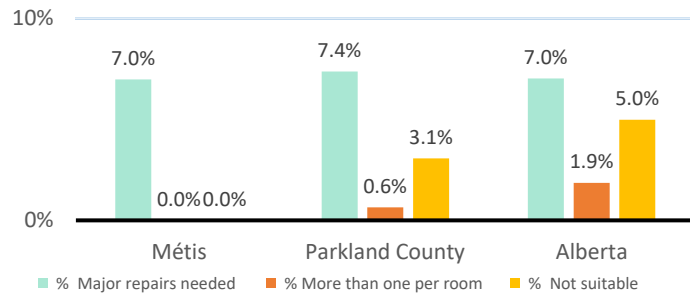
While the participation rate is lower compared with total population in Parkland County and higher than Alberta (74.6% and 73.2%), unemployment rate is lower.

Average Weeks Worked in 2010



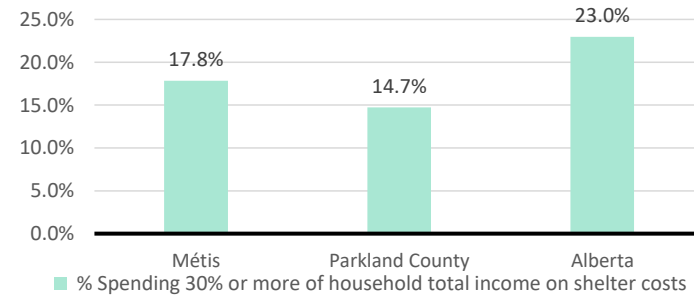
The average weeks worked in 2010 is 41.0 weeks.

Household Characteristics



There are 645 private dwellings occupied by a Métis single household, out of which 7.0% need major repairs, no Métis household reported have more than one person per room, and no Métis household reported to be not suitable.

Shelter Costs



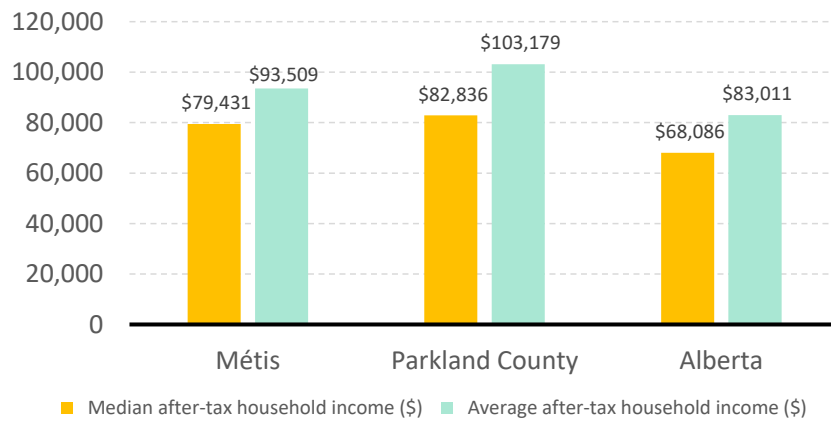
The number of Métis households spending 30% or more of household total income on shelter costs is 115, which is 17.8%

of the total private dwellings occupied by a Métis household, compared to 14.7% of the total population in Parkland County and 23.0% of the total population in Alberta.

Parkland County, AB

Income

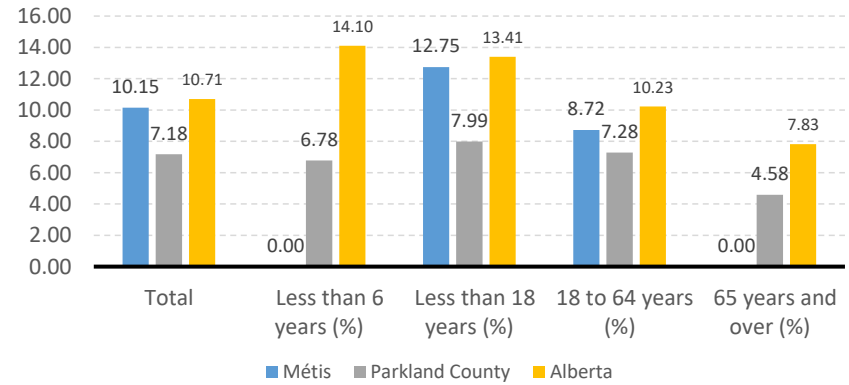
After-Tax Income of Households in 2010



For Métis singles, median after-tax household income is \$79,431, and average after-tax household income is

\$93,509. Métis has lower median and average after-tax income than Parkland County, and higher median and average after-tax income than Alberta.

Prevalence of Low Income in 2010 Based On After-Tax Low-Income Measure (%)



The prevalence of low income based on after-tax low-income measure is 10.15%.

The percentage of low income is 12.75% for people less than 18 years old, 0.00% for people less than 6 years old, 8.72% for people from 18 to 64 years old, and 0.00% for people over 65 years old.