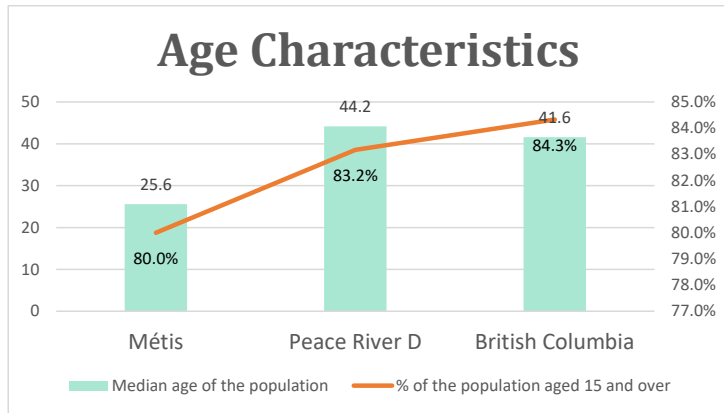


Peace River D, BC

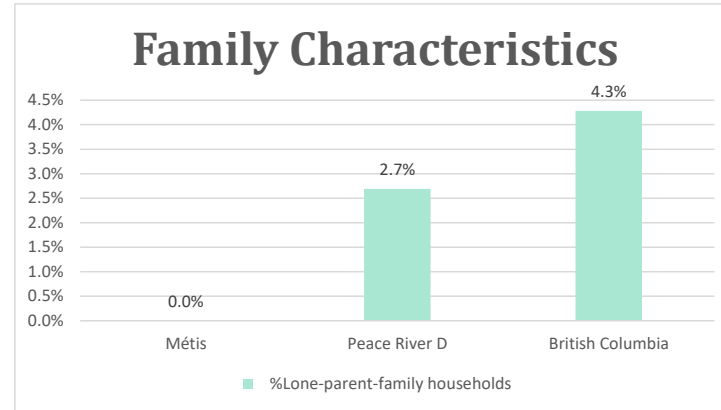
Geo_Code: 5955021

(Source: National Household survey 2011)

The total population reported with Métis single identity is 325 (Total Métis household is 185), representing 52% of Aboriginal people, accounting for 6.3% of the total population in Peace River D.

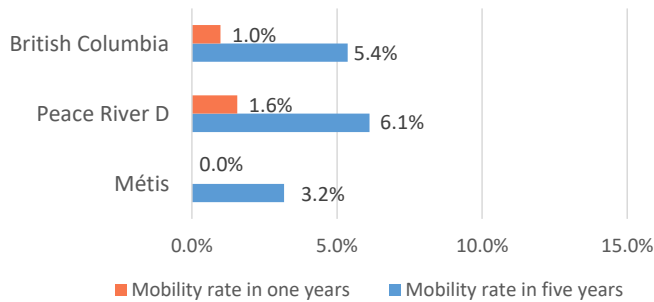


For Métis single identity population, the median age is 25.6 years old, with 80.0% of the population aged 15 and over. As for the total population, the median age is 44.2 in Peace River D and 41.6 years old in British Columbia, with 83.2% and 84.3% population aged 15 and over respectively.



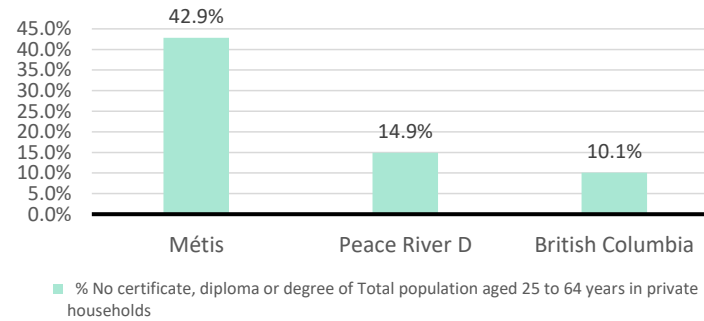
No Métis single lone parents household reported to the survey.

Mobility



No Métis households reported moving in for the last year. 10 Métis households moved in the past 5 years (3.2%).

Education



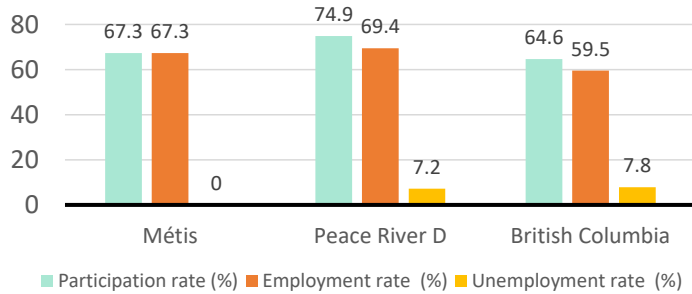
For population aged from 25 to 64 years, 42.9% Métis compared to 14.9% in Peace River D and 10.1% in British Columbia have no certificate, diploma or degree.

For Métis aged from 25 to 34, no Métis reported have no certificate, diploma or degree.

Peace River D, BC

Labor Force & Housing Statistics

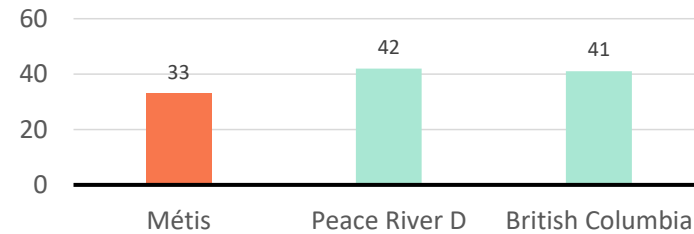
Labour Force Status



Métis participation rate is 67.3%, employment rate is 67.3%, and unemployment rate is 0.0%.

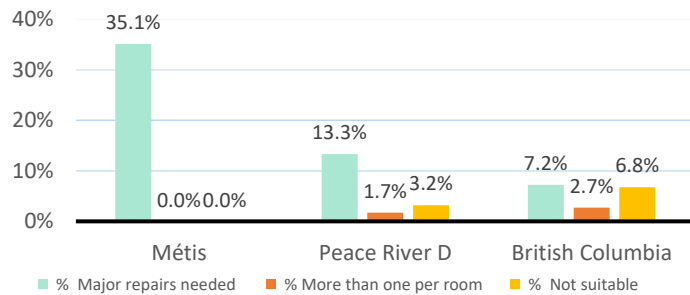
While the participation rate is lower compared with total population in Peace River D and higher than British Columbia (74.9% and 64.6%), no Métis reported unemployment.

Average Weeks Worked in 2010



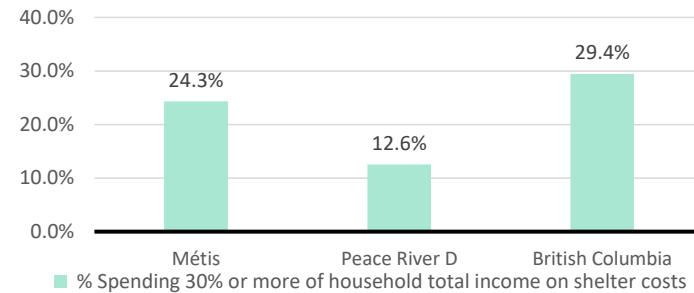
The average weeks worked in 2010 is 33.0 weeks.

Household Characteristics



There are 185 private dwellings occupied by a Métis single household, out of which 35.1% need major repairs, no Métis household reported have more than one person per room, and no Métis household reported to be not suitable.

Shelter Costs



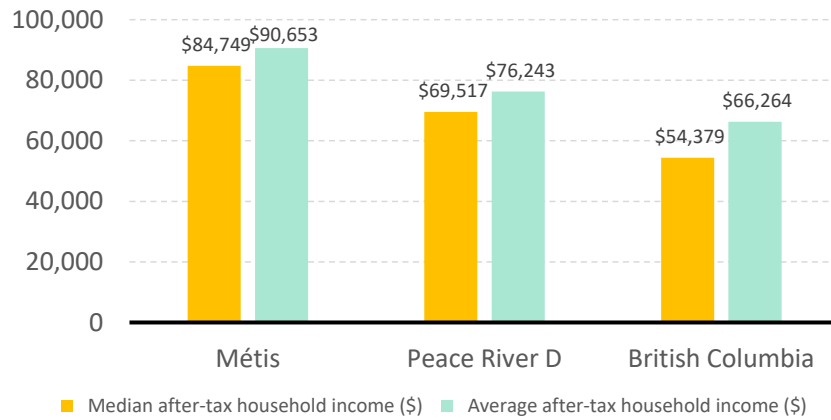
The number of Métis households spending 30% or more of household total income on shelter costs is 45, which is 24.3%

of the total private dwellings occupied by a Métis household, compared to 12.6% of the total population in Peace River D and 29.4% of the total population in British Columbia.

Peace River D, BC

Income

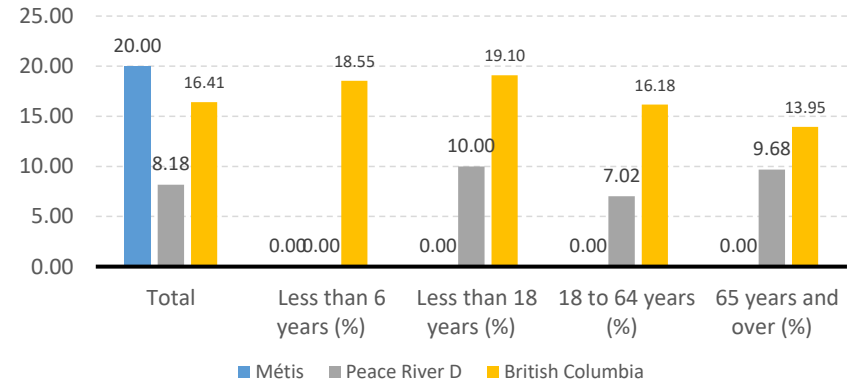
After-Tax Income of Households in 2010



For Métis singles, median after-tax household income is \$84,749, and average after-tax household income is

\$90,653. Métis has higher median and average after-tax income than Peace River D and British Columbia.

Prevalence of Low Income in 2010 Based On After-Tax Low-Income Measure (%)



The prevalence of low income based on after-tax low-income measure is 20.00%.

No Métis household reported low income in Peace River D.