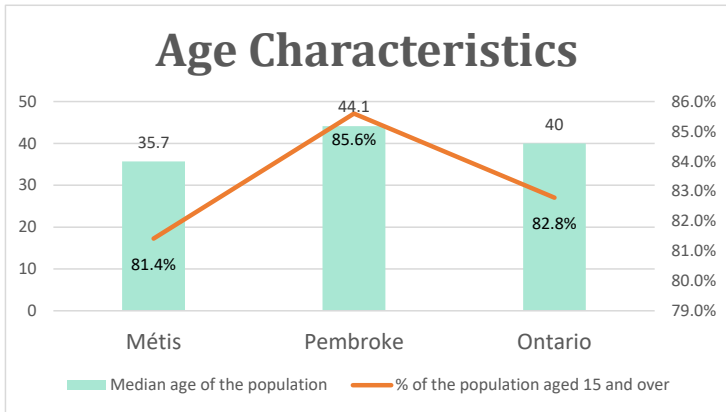


# Pembroke, ON

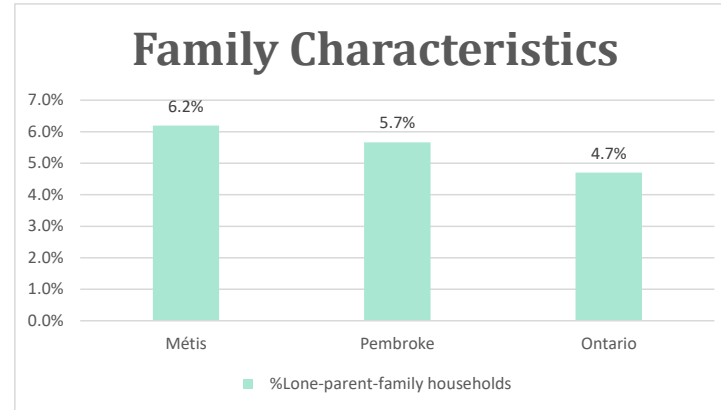
Geo\_Code: 3547064

(Source: National Household survey 2011)

The total population reported with Métis single identity is 565 (Total Métis household is 335), representing 44% of Aboriginal people, accounting for 4.2% of the total population in Pembroke.

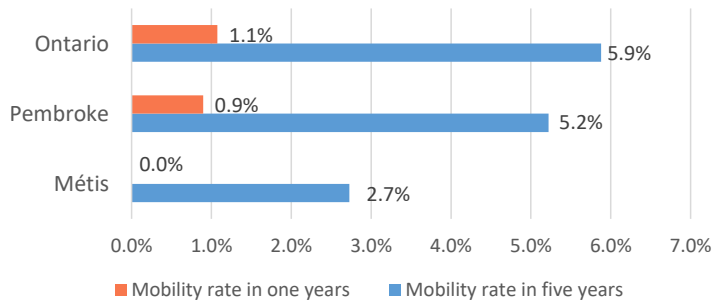


For Métis single identity population, the median age is 35.7 years old, with 81.4% of the population aged 15 and over. As for the total population, the median age is 44.1 in Pembroke and 40.0 years old in Ontario, with 85.6% and 82.8% population aged 15 and over respectively.



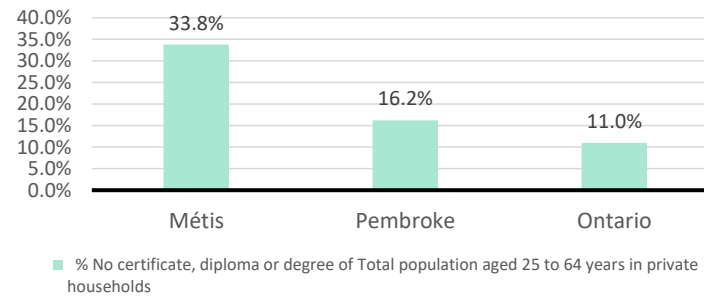
The number of Métis single lone parents household is 35, accounting for 6.2% of the total Métis single private households.

## Mobility



No Métis households reported moving in for the last year. 15 Métis households moved in the past 5 years (2.7%).

## Education



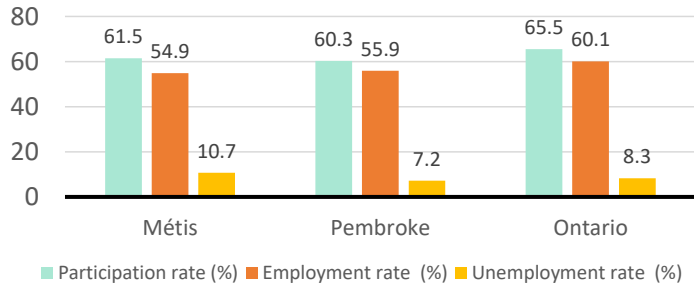
For population aged from 25 to 64 years, 33.8% Métis compared to 16.2% in Pembroke and 11.0% in Ontario have no certificate, diploma or degree.

For Métis aged from 25 to 34, no Métis reported have no certificate, diploma or degree.

# Pembroke, ON

## Labor Force & Housing Statistics

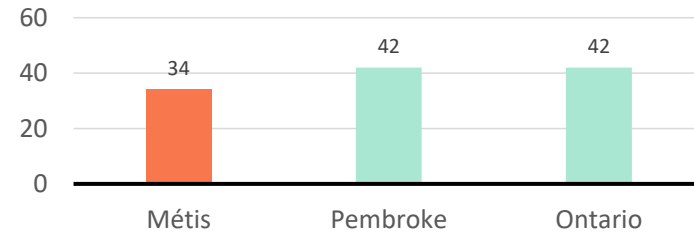
### Labour Force Status



Métis participation rate is 61.5%, employment rate is 54.9%, and unemployment rate is 10.7%.

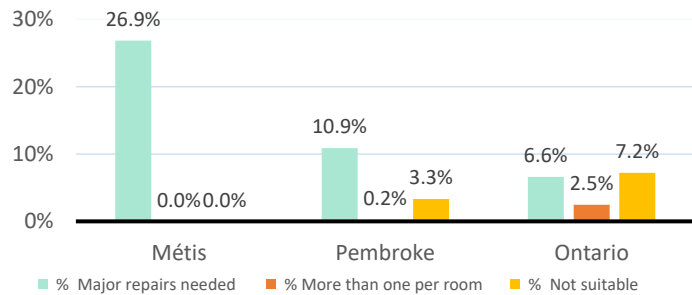
While the participation rate is higher compared with total population in Pembroke and lower than Ontario (60.3% and 65.5%), unemployment rate is higher.

### Average Weeks Worked in 2010



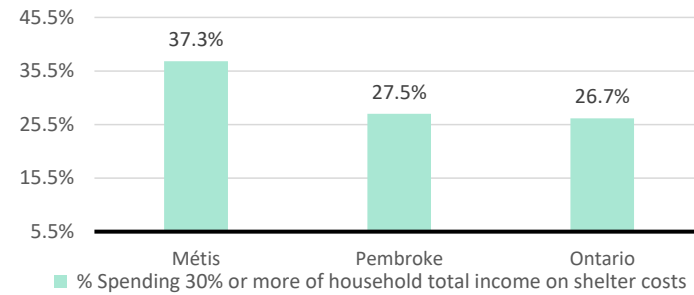
The average weeks worked in 2010 is 34.0 weeks.

### Household Characteristics



There are 335 private dwellings occupied by a Métis single household, out of which 26.9% need major repairs, no Métis household reported have more than one person per room, and no Métis household reported to be not suitable.

### Shelter Costs



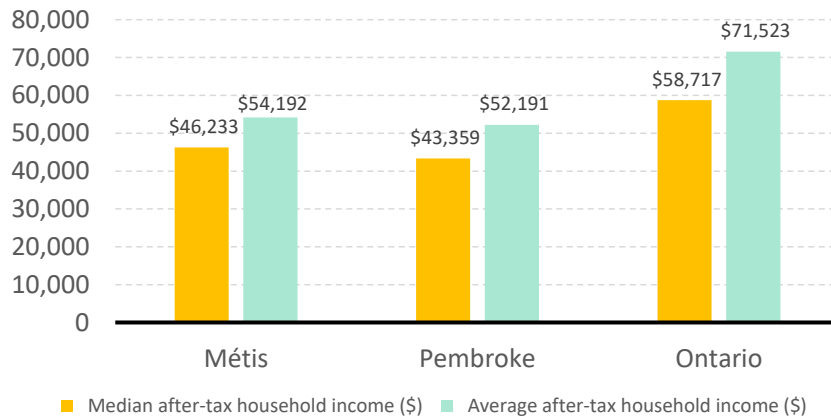
The number of Métis households spending 30% or more of household total income on shelter costs is 125, which is 37.3%

of the total private dwellings occupied by an Métis household, compared to 27.5% of the total population in Pembroke and 26.7% of the total population in Ontario.

# Pembroke, ON

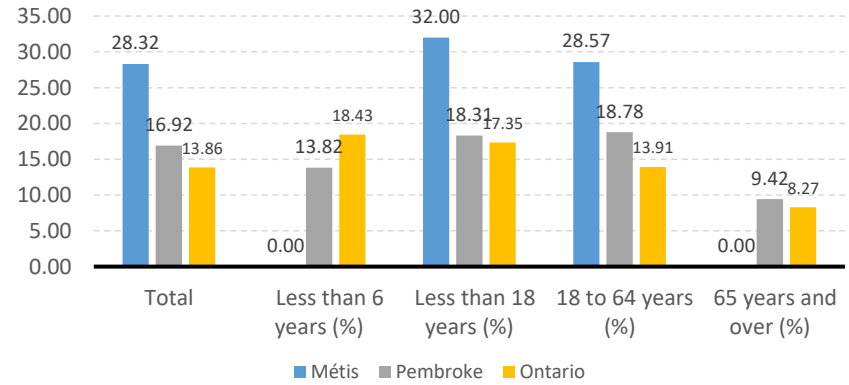
## Income

After-Tax Income of Households in 2010



For Métis singles, median after-tax household income is \$46,233, and average after-tax household income is \$54,192. Métis has higher median and average after-tax income than Pembroke, and lower median and average after-tax income than Ontario.

Prevalence of Low Income in 2010 Based On After-Tax Low-Income Measure (%)



The prevalence of low income based on after-tax low-income measure is 28.32%.

The percentage of low income is 32.00% for people less than 18 years old, 0.00% for people less than 6 years old, 28.57% for people from 18 to 64 years old, and 0.00% for people over 65 years old.