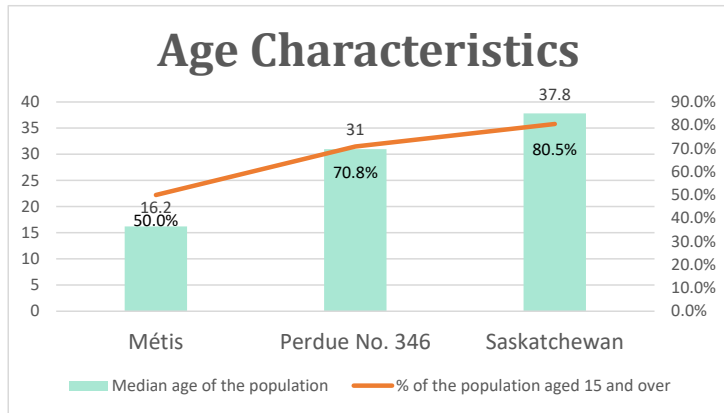


# Perdue No. 346, SK

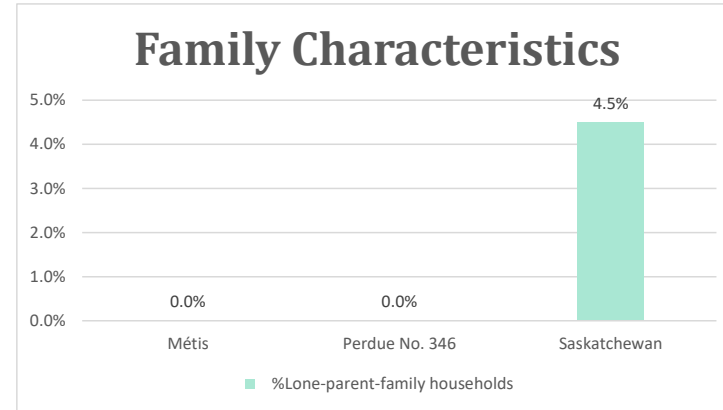
Geo\_Code: 4712050

(Source: National Household survey 2011)

The total population reported with Métis single identity is 40 (Total Métis household is 00), representing 67% of Aboriginal people, accounting for 11.1% of the total population in Perdue No. 346.

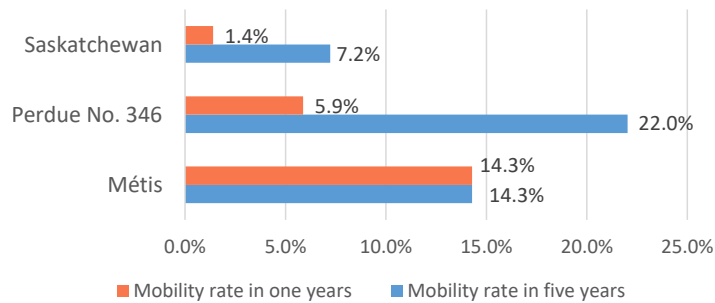


For Métis single identity population, the median age is 16.2 years old, with 50.0% of the population aged 15 and over. As for the total population, the median age is 31.0 in Perdue No. 346 and 37.8 years old in Saskatchewan, with 70.8% and 80.5% population aged 15 and over respectively.



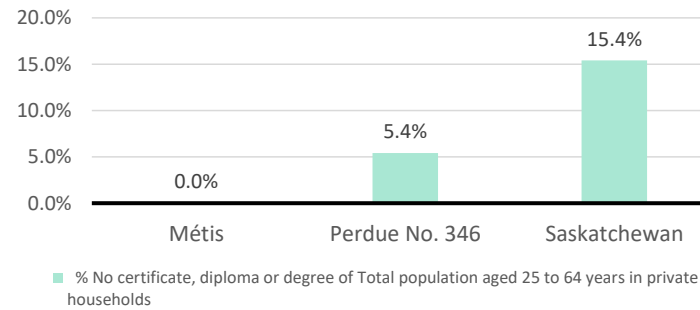
No Métis single lone parents household reported to the survey.

## Mobility



5 Métis households moved in last year (14.3%), 5 Métis households moved in the past 5 years (14.3%).

## Education



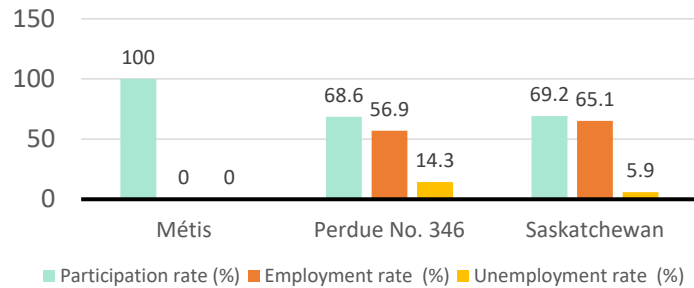
For population aged from 25 to 64 years, no Métis reported have no certificate, diploma or degree.

For Métis aged from 25 to 34, no Métis reported have no certificate, diploma or degree.

# Perdue No. 346, SK

## Labor Force & Housing Statistics

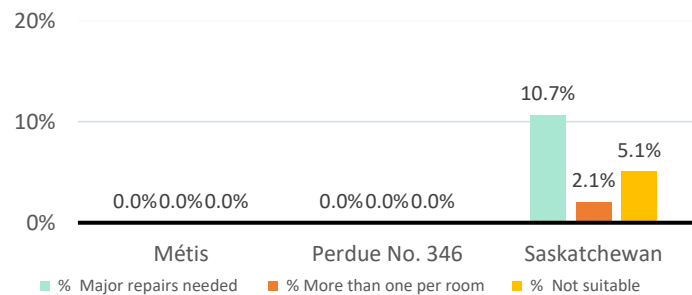
### Labour Force Status



Métis participation rate is 100.0%, employment rate is 0.0%, and unemployment rate is 0.0%.

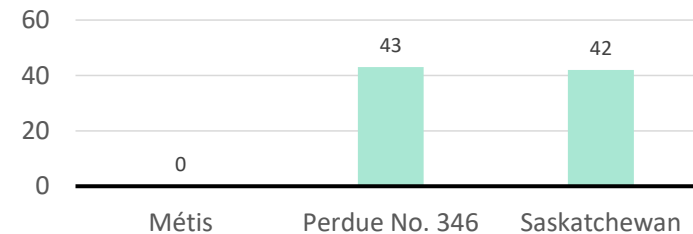
While the participation rate is higher compared with total population in Perdue No. 346 and Saskatchewan (68.6% and 69.2%), no Métis reported unemployment.

### Household Characteristics



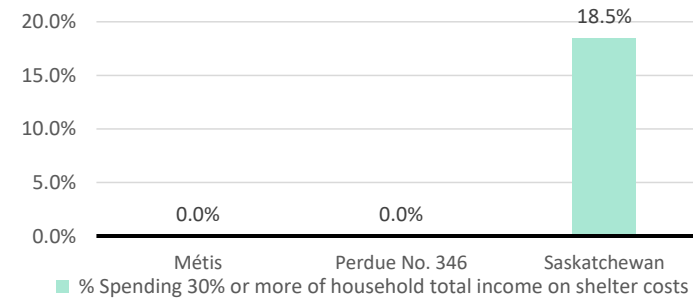
There are 0 private dwellings occupied by a Métis single household, out of which no Métis single household reported need major repairs, have more than one person per room, or not suitable.

### Average Weeks Worked in 2010



No Métis participated in the survey.

### Shelter Costs



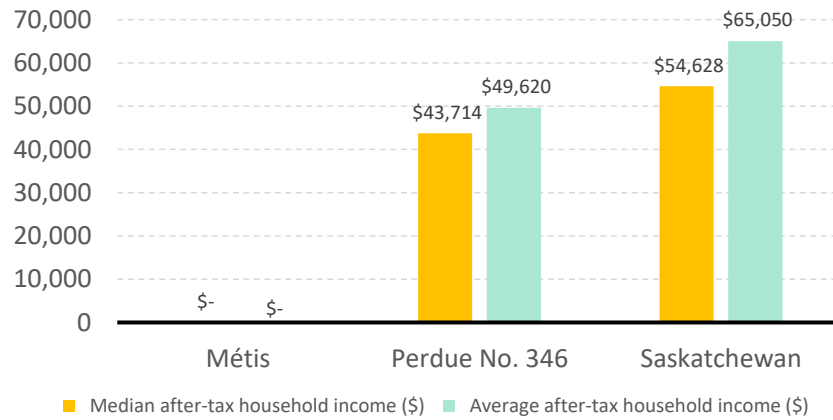
No Métis households reported spending 30% or more of household total income on shelter costs,

compared to 0.0% of the total population in Perdue No. 346 and 18.5% of the total population in Saskatchewan.

# Perdue No. 346, SK

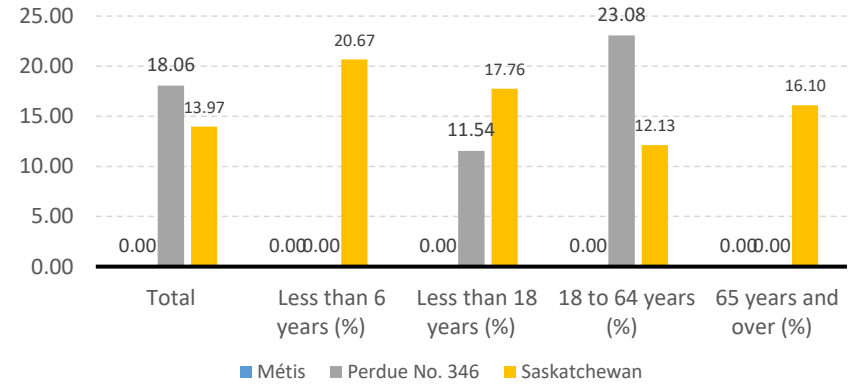
## Income

After-Tax Income of Households in 2010



No Métis participated in the survey.

Prevalence of Low Income in 2010 Based On After-Tax Low-Income Measure (%)



No Métis participated in the survey.