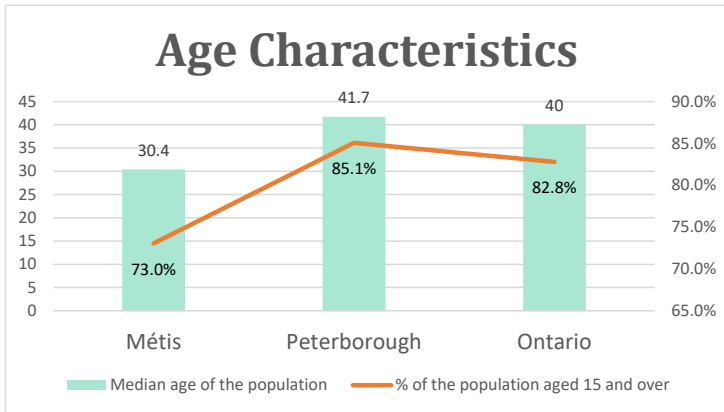


Peterborough, ON

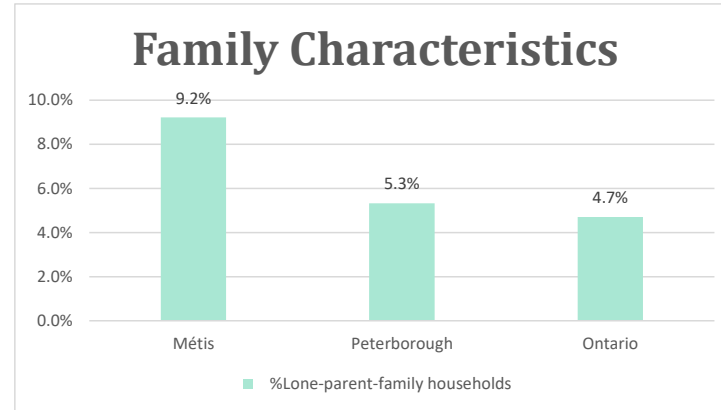
Geo_Code: 3515014

(Source: National Household survey 2011)

The total population reported with Métis single identity is 705 (Total Métis household is 390), representing 27% of Aboriginal people, accounting for 0.9% of the total population in Peterborough.

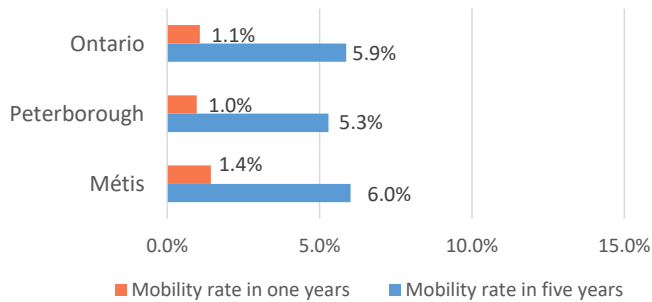


For Métis single identity population, the median age is 30.4 years old, with 73.0% of the population aged 15 and over. As for the total population, the median age is 41.7 in Peterborough and 40.0 years old in Ontario, with 85.1% and 82.8% population aged 15 and over respectively.



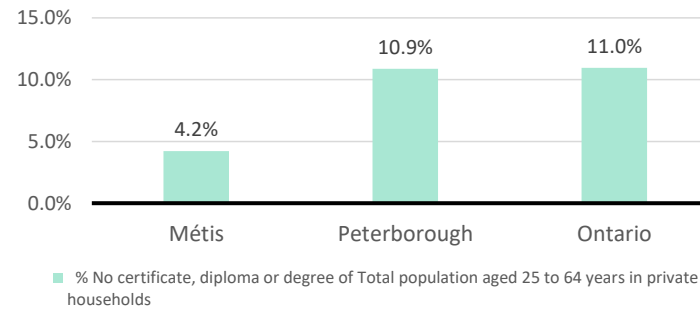
The number of Métis single lone parents household is 65, accounting for 9.2% of the total Métis single private households.

Mobility



10 Métis households moved in last year (1.4%), 40 Métis households moved in the past 5 years (6.0%).

Education



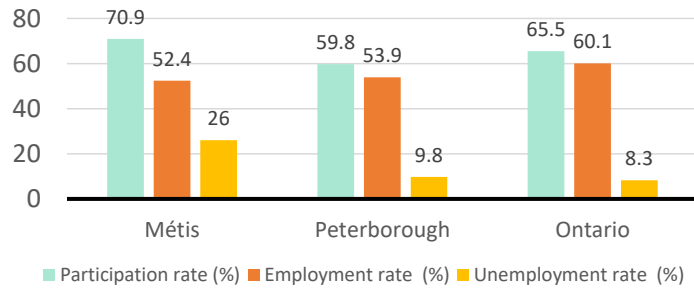
For population aged from 25 to 64 years, 4.2% Métis compared to 10.9% in Peterborough and 11.0% in Ontario have no certificate, diploma or degree.

For Métis aged from 25 to 34, no Métis reported have no certificate, diploma or degree.

Peterborough, ON

Labor Force & Housing Statistics

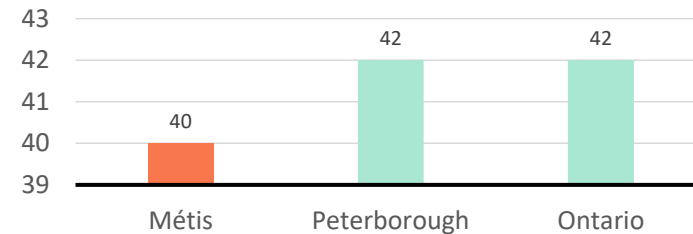
Labour Force Status



Métis participation rate is 70.9%, employment rate is 52.4%, and unemployment rate is 26.0%.

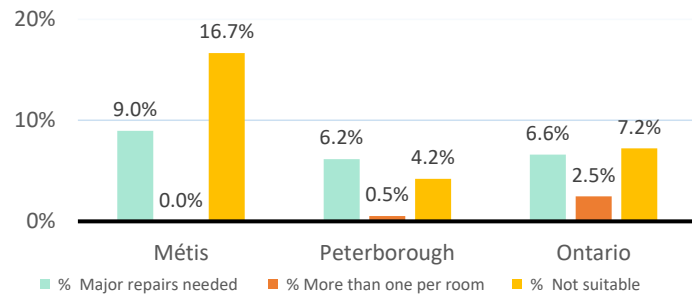
While the participation rate is higher compared with total population in Peterborough and Ontario (59.8% and 65.5%), unemployment rate is also higher.

Average Weeks Worked in 2010



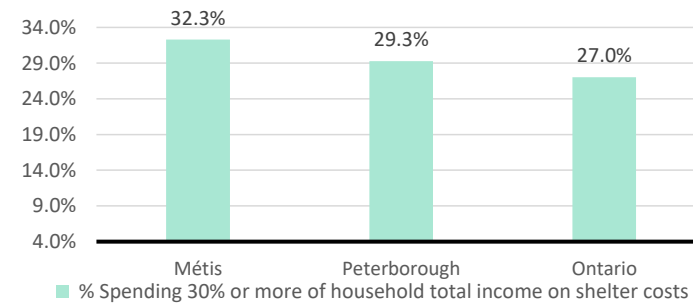
The average weeks worked in 2010 is 40.0 weeks.

Household Characteristics



There are 390 private dwellings occupied by a Métis single household, out of which 9.0% need major repairs, no Métis household reported have more than one person per room, and 16.7% Métis household reported to be not suitable.

Shelter Costs



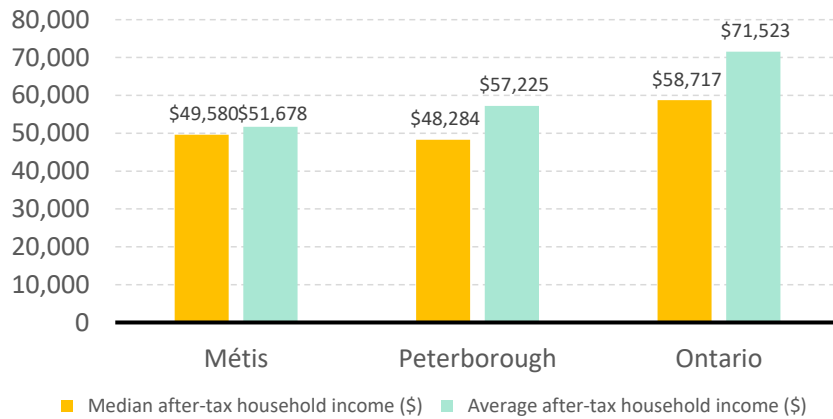
The number of Métis households spending 30% or more of household total income on shelter costs is 135, which is 35.1%

of the total private dwellings occupied by an Métis household, compared to 29.2% of the total population in Peterborough and 26.7% of the total population in Ontario.

Peterborough, ON

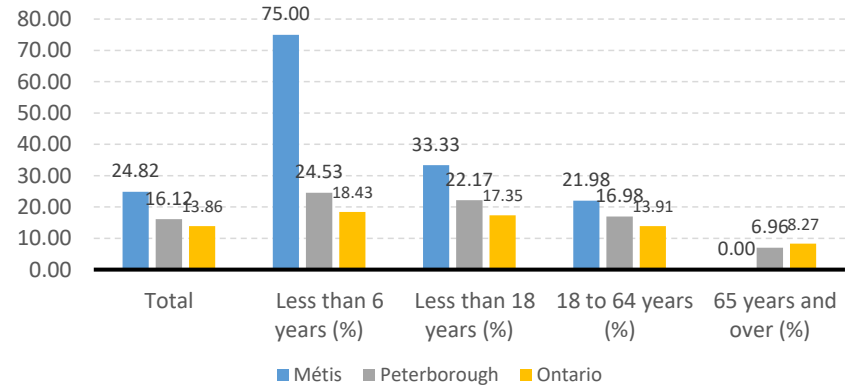
Income

After-Tax Income of Households in 2010



For Métis singles, median after-tax household income is \$49,580, and average after-tax household income is \$51,678. Métis has higher median and lower average after-tax income than Peterborough, and lower median and average after-tax income than Ontario.

Prevalence of Low Income in 2010 Based On After-Tax Low-Income Measure (%)



The prevalence of low income based on after-tax low-income measure is 24.82%.

The percentage of low income is 33.33% for people less than 18 years old, 75.00% for people less than 6 years old, 21.98% for people from 18 to 64 years old, and 0.00% for people over 65 years old.