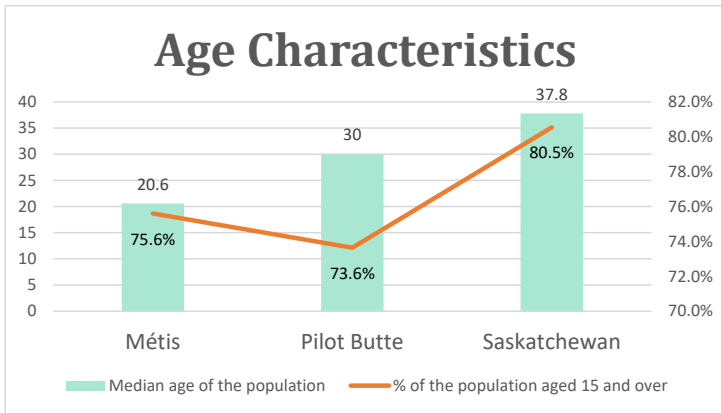


Pilot Butte, SK

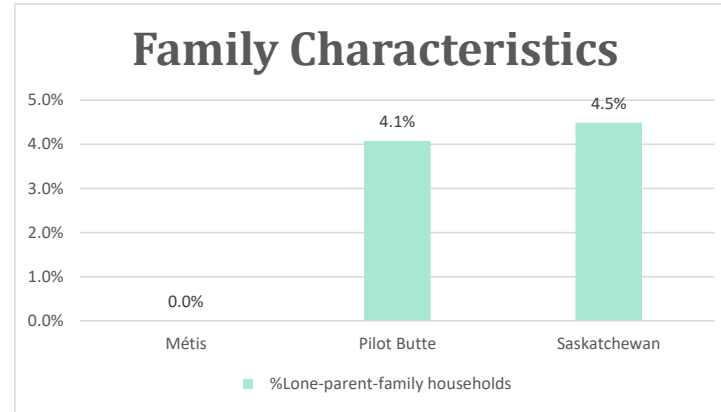
Geo_Code: 4706031

(Source: National Household survey 2011)

The total population reported with Métis single identity is 205 (Total Métis household is 85), representing 98% of Aboriginal people, accounting for 11.1% of the total population in Pilot Butte.

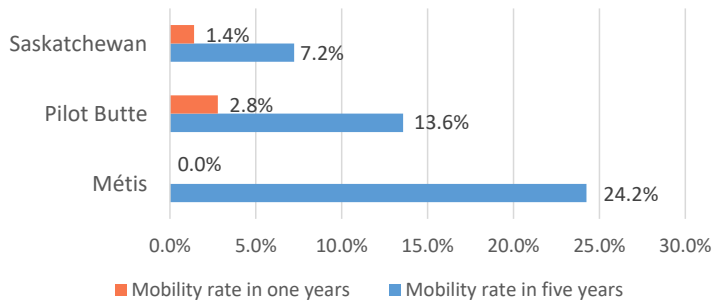


For Métis single identity population, the median age is 20.6 years old, with 75.6% of the population aged 15 and over. As for the total population, the median age is 30.0 in Pilot Butte and 37.8 years old in Saskatchewan, with 73.6% and 80.5% population aged 15 and over respectively.



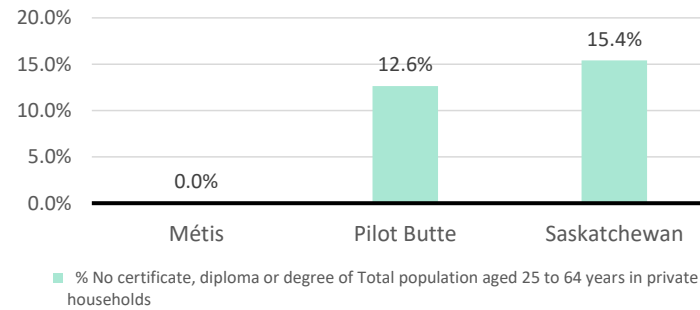
No Métis single lone parents household reported to the survey.

Mobility



No Métis households reported moving in for the last year. 40 Métis households moved in the past 5 years (24.2%).

Education



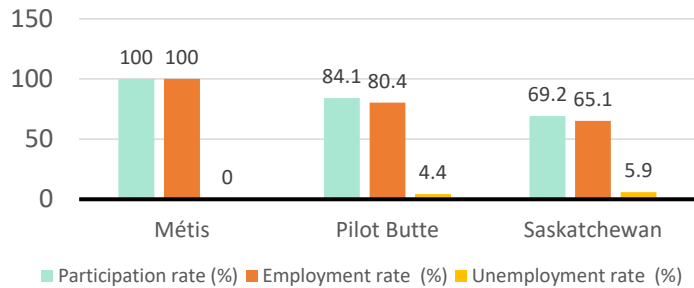
For population aged from 25 to 64 years, no Métis reported have no certificate, diploma or degree.

For Métis aged from 25 to 34, no Métis reported have no certificate, diploma or degree.

Pilot Butte, SK

Labor Force & Housing Statistics

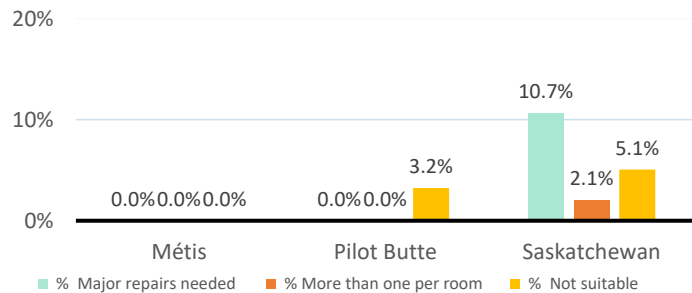
Labour Force Status



Métis participation rate is 100.0%, employment rate is 100.0%, and unemployment rate is 0.0%.

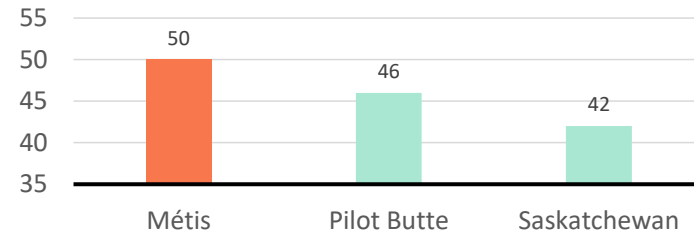
While the participation rate is higher compared with total population in Pilot Butte and Saskatchewan (84.1% and 69.2%), no Métis reported unemployment.

Household Characteristics



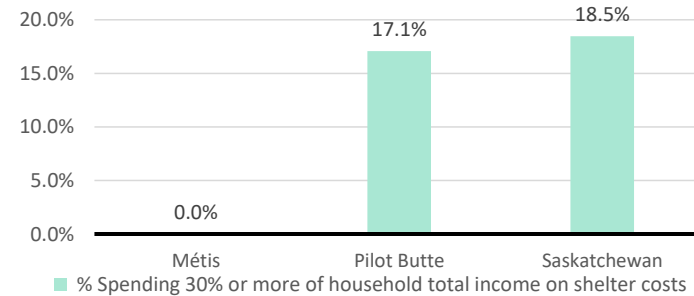
There are 85 private dwellings occupied by a Métis single household, out of which no Métis single household reported need major repairs, have more than one person per room, or not suitable.

Average Weeks Worked in 2010



The average weeks worked in 2010 is 50.0 weeks.

Shelter Costs



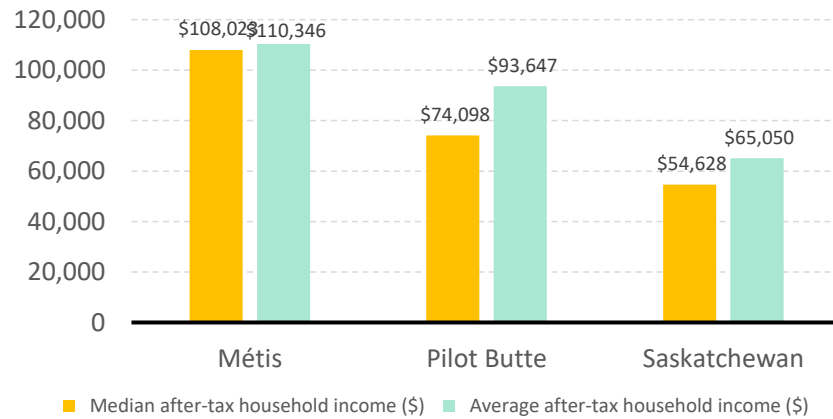
No Métis households reported spending 30% or more of household total income on shelter costs,

compared to 17.1% of the total population in Pilot Butte and 18.5% of the total population in Saskatchewan.

Pilot Butte, SK

Income

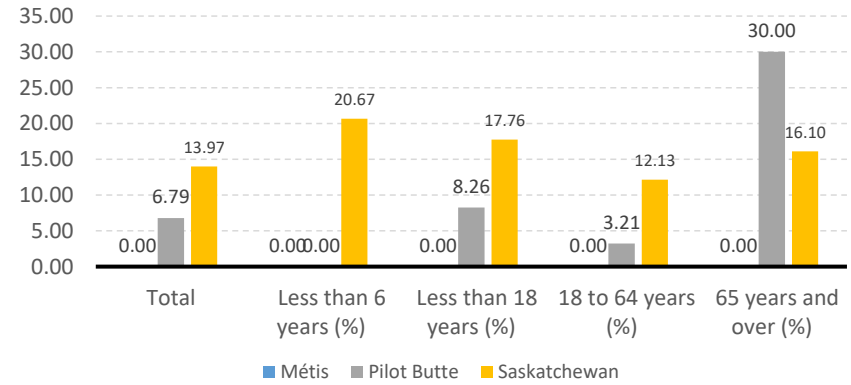
After-Tax Income of Households in 2010



For Métis singles, median after-tax household income is \$108,023, and average after-tax household income is

\$110,346. Métis has higher median and average after-tax income than Pilot Butte and Saskatchewan.

Prevalence of Low Income in 2010 Based On After-Tax Low-Income Measure (%)



The prevalence of low income based on after-tax low-income measure is 0.00%.

No Métis household reported low income in Pilot Butte.