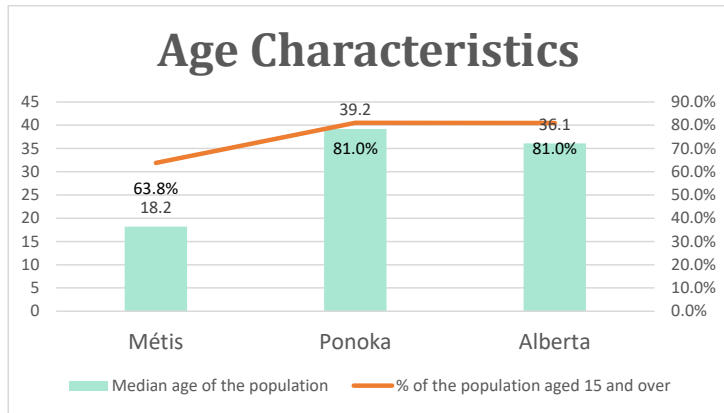


# Ponoka, AB

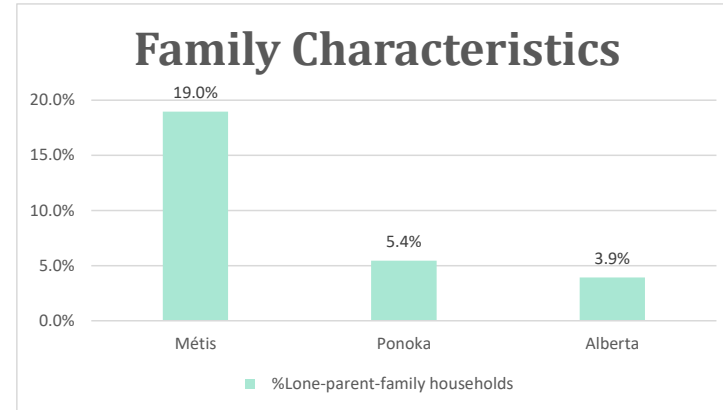
Geo\_Code: 4808039

(Source: National Household survey 2011)

The total population reported with Métis single identity is 290 (Total Métis household is 150), representing 50% of Aboriginal people, accounting for 4.5% of the total population in Ponoka.

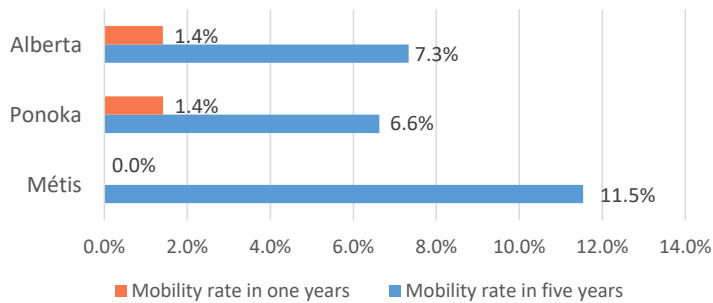


For Métis single identity population, the median age is 18.2 years old, with 63.8% of the population aged 15 and over. As for the total population, the median age is 39.2 in Ponoka and 36.1 years old in Alberta, with 81.0% and 81.0% population aged 15 and over respectively.



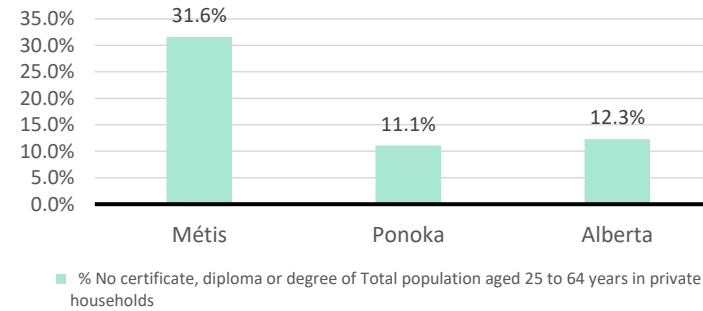
The number of Métis single lone parents household is 55, accounting for 19.0% of the total Métis single private households.

## Mobility



No Métis households reported moving in for the last year. 30 Métis households moved in the past 5 years (11.5%).

## Education



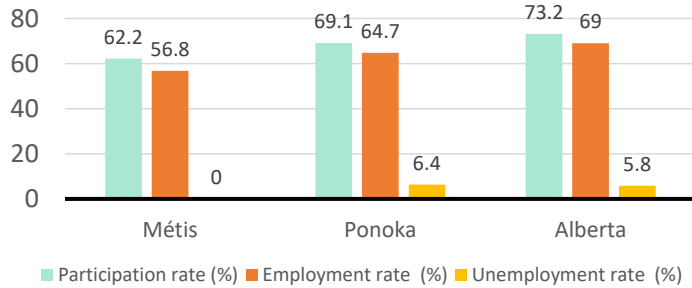
For population aged from 25 to 64 years, 31.6% Métis compared to 11.1% in Ponoka and 12.3% in Alberta have no certificate, diploma or degree.

For Métis aged from 25 to 34, no Métis reported have no certificate, diploma or degree.

# Ponoka, AB

## Labor Force & Housing Statistics

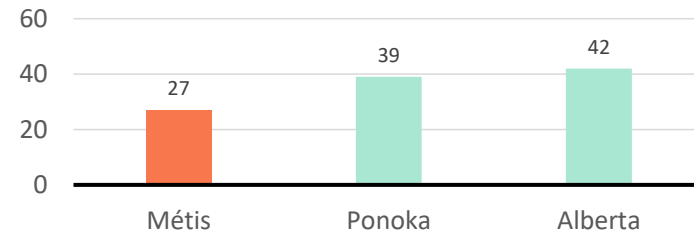
### Labour Force Status



Métis participation rate is 62.2%, employment rate is 56.8%, and unemployment rate is 0.0%.

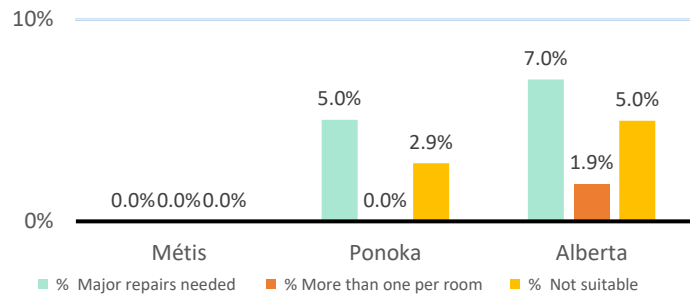
While the participation rate is lower compared with total population in Ponoka and Alberta (69.1% and 73.2%), no Métis reported unemployment.

### Average Weeks Worked in 2010



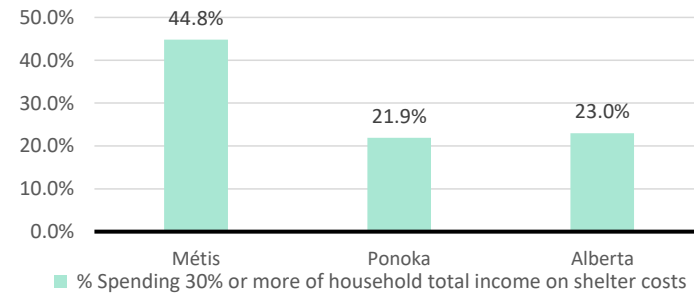
The average weeks worked in 2010 is 27.0 weeks.

### Household Characteristics



There are 150 private dwellings occupied by a Métis single household, out of which no Métis single household reported need major repairs, have more than one person per room, or not suitable.

### Shelter Costs



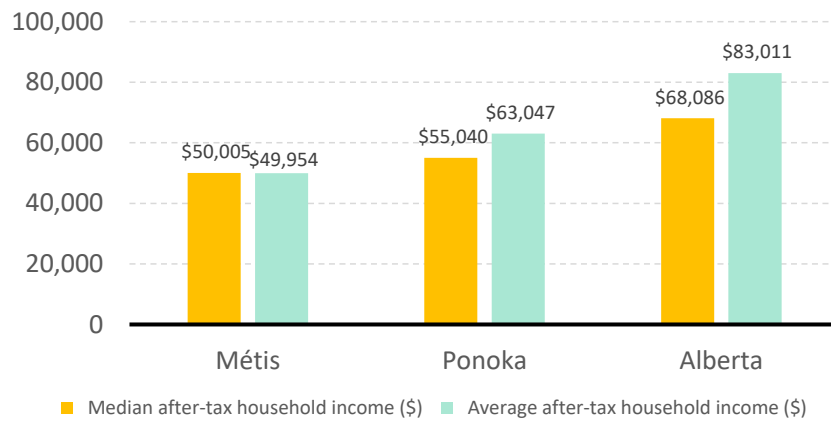
The number of Métis households spending 30% or more of household total income on shelter costs is 65, which is 44.8%

of the total private dwellings occupied by a Métis household, compared to 21.9% of the total population in Ponoka and 23.0% of the total population in Alberta.

# Ponoka, AB

## Income

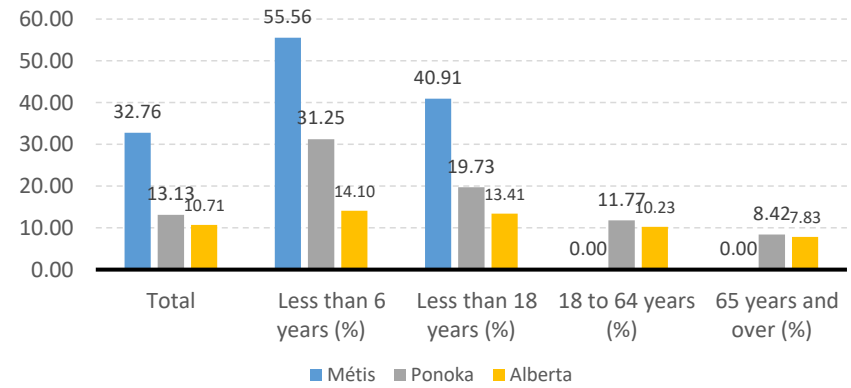
After-Tax Income of Households in 2010



For Métis singles, median after-tax household income is \$50,005, and average after-tax household income is

\$49,954. Métis has lower median and average after-tax income than Ponoka and Alberta.

Prevalence of Low Income in 2010 Based On After-Tax Low-Income Measure (%)



The prevalence of low income based on after-tax low-income measure is 32.76%.

The percentage of low income is 40.91% for people less than 18 years old, 55.56% for people less than 6 years old, 0.00% for people from 18 to 64 years old, and 0.00% for people over 65 years old.