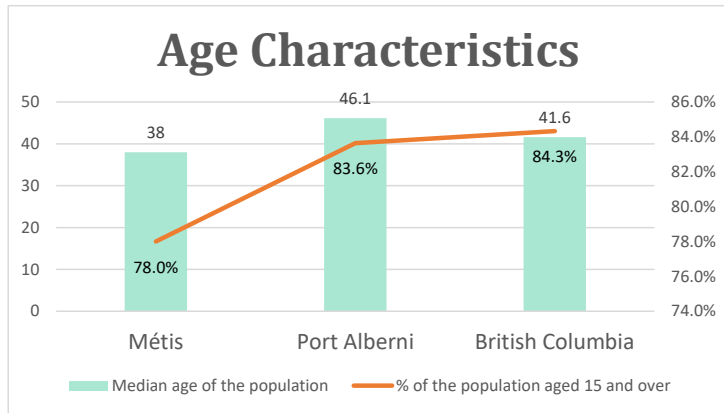


# Port Alberni, BC

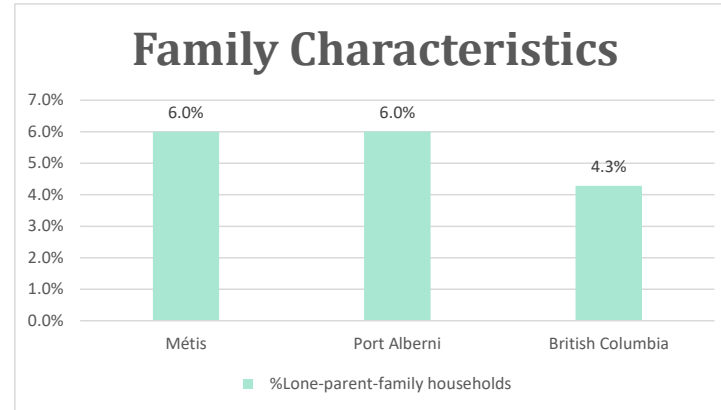
Geo\_Code: 5923008

(Source: National Household survey 2011)

The total population reported with Métis single identity is 500 (Total Métis household is 320), representing 23% of Aboriginal people, accounting for 2.9% of the total population in Port Alberni.

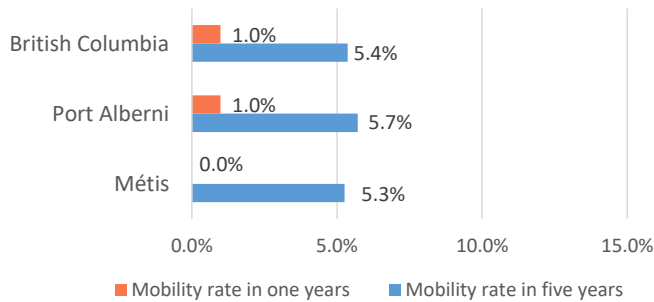


For Métis single identity population, the median age is 38.0 years old, with 78.0% of the population aged 15 and over. As for the total population, the median age is 46.1 in Port Alberni and 41.6 years old in British Columbia, with 83.6% and 84.3% population aged 15 and over respectively.



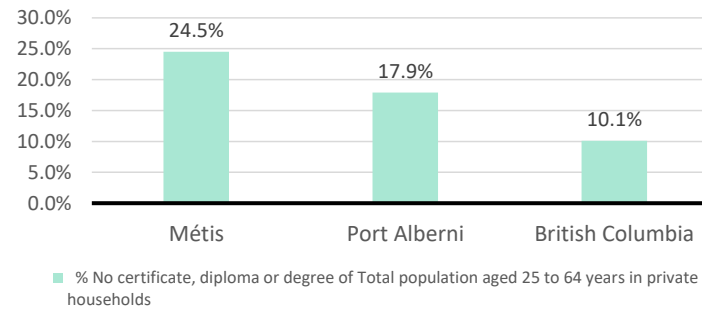
The number of Métis single lone parents household is 30, accounting for 6.0% of the total Métis single private households.

## Mobility



No Métis households reported moving in for the last year. 25 Métis households moved in the past 5 years (5.3%).

## Education



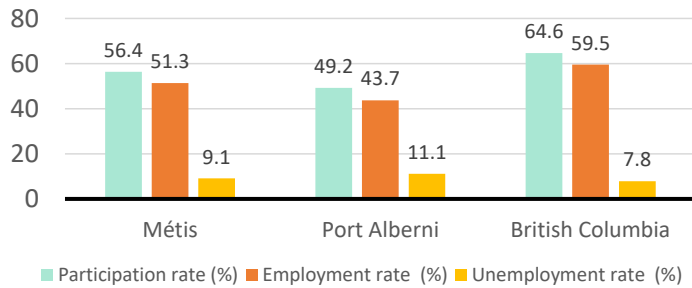
For population aged from 25 to 64 years, 24.5% Métis compared to 17.9% in Port Alberni and 10.1% in British Columbia have no certificate, diploma or degree.

For Métis aged from 25 to 34, 33.3% Métis reported to have no certificate, diploma or degree.

# Port Alberni, BC

## Labor Force & Housing Statistics

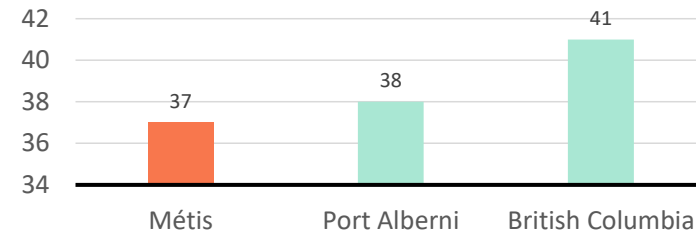
### Labour Force Status



Métis participation rate is 56.4%, employment rate is 51.3%, and unemployment rate is 9.1%.

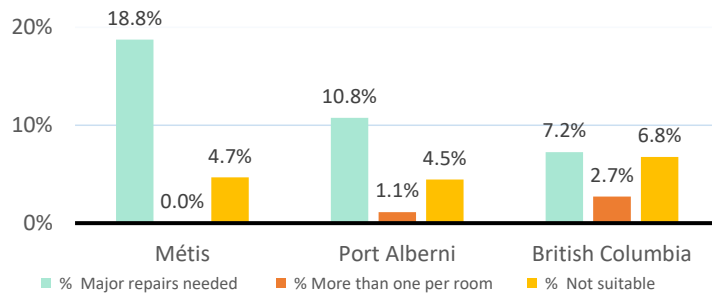
While the participation rate is higher compared with total population in Port Alberni and lower than British Columbia (49.2% and 64.6%), unemployment rate is lower than Port Alberni and higher than British Columbia.

### Average Weeks Worked in 2010



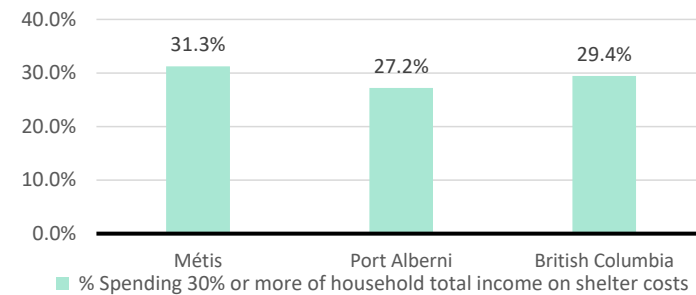
The average weeks worked in 2010 is 37.0 weeks.

### Household Characteristics



There are 320 private dwellings occupied by a Métis single household, out of which 18.8% need major repairs, no Métis household reported have more than one person per room, and 4.7% Métis household reported to be not suitable.

### Shelter Costs



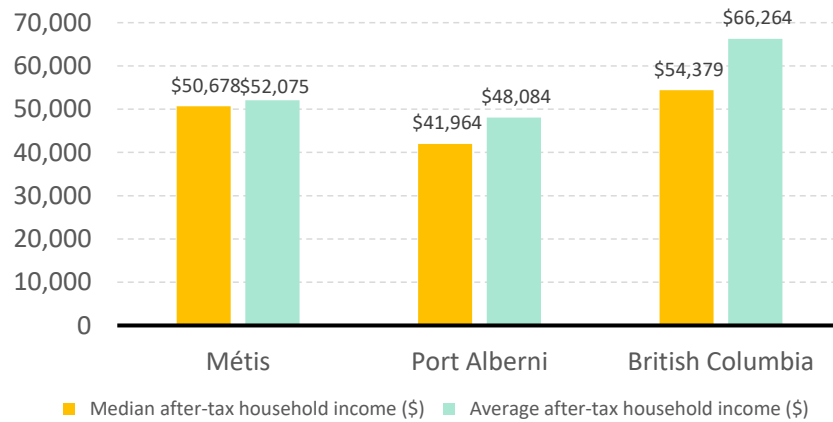
The number of Métis households spending 30% or more of household total income on shelter costs is 100, which is 31.3%

of the total private dwellings occupied by a Métis household, compared to 27.2% of the total population in Port Alberni and 29.4% of the total population in British Columbia.

# Port Alberni, BC

## Income

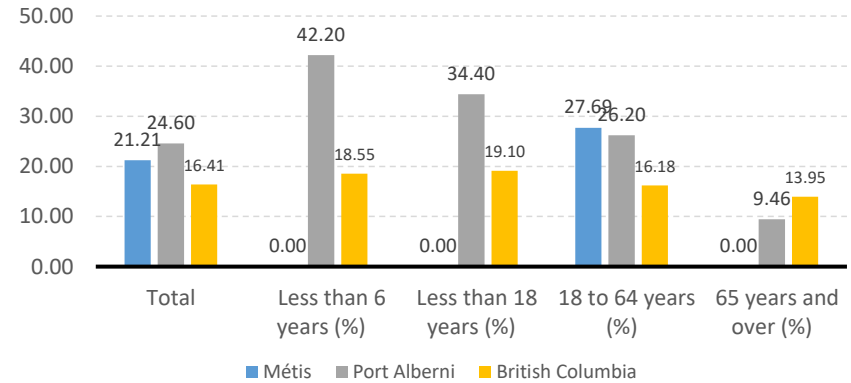
After-Tax Income of Households in 2010



For Métis singles, median after-tax household income is \$50,678, and average after-tax household income is

\$52,075. Métis has higher median and average after-tax income than Port Alberni, and lower median and average after-tax income than British Columbia.

Prevalence of Low Income in 2010 Based On After-Tax Low-Income Measure (%)



The prevalence of low income based on after-tax low-income measure is 21.21%.

The percentage of low income is 27.69% for people from 18 to 64 years old, and no Métis household reported low income in other age groups.