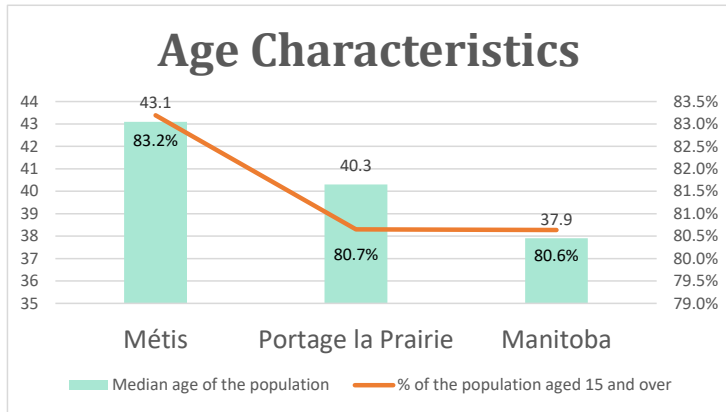


Portage la Prairie, MB

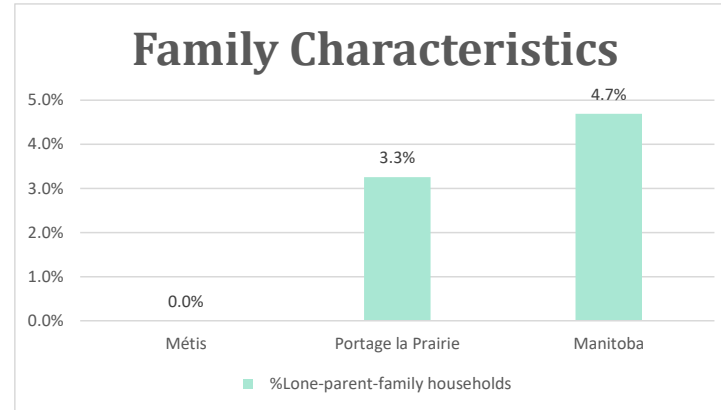
Geo_Code: 4609024

(Source: National Household survey 2011)

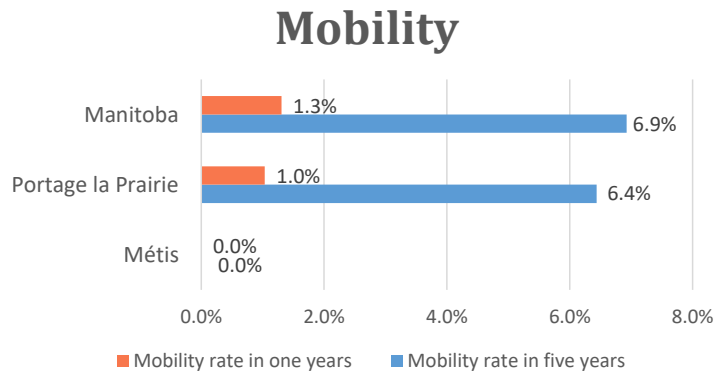
The total population reported with Métis single identity is 595 (Total Métis household is 320), representing 71% of Aboriginal people, accounting for 11.1% of the total population in Portage la Prairie.



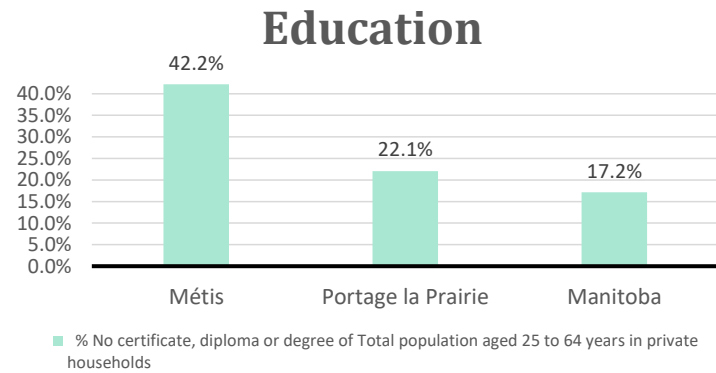
For Métis single identity population, the median age is 43.1 years old, with 83.2% of the population aged 15 and over. As for the total population, the median age is 40.3 in Portage la Prairie and 37.9 years old in Manitoba, with 80.7% and 80.6% population aged 15 and over respectively.



No Métis single lone parents household reported to the survey.



No Métis households reported moving in for the last 5 years.



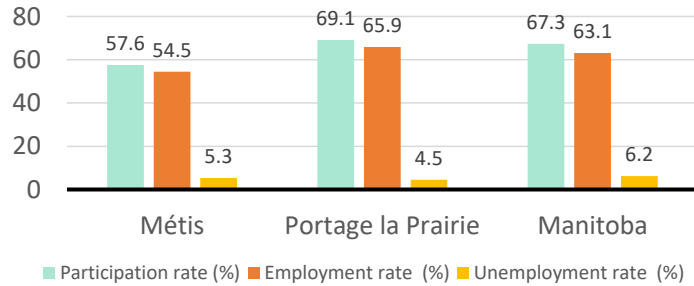
For population aged from 25 to 64 years, 42.2% Métis compared to 22.1% in Portage la Prairie and 17.2% in Manitoba have no certificate, diploma or degree.

For Métis aged from 25 to 34, no Métis reported have no certificate, diploma or degree.

Portage la Prairie, MB

Labor Force & Housing Statistics

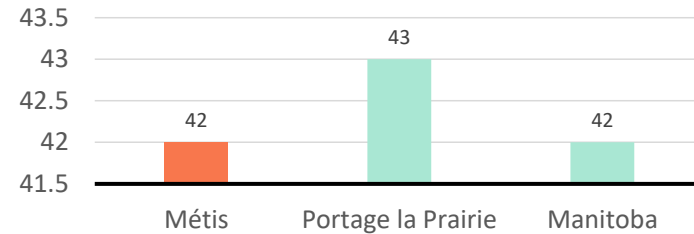
Labour Force Status



Métis participation rate is 57.6%, employment rate is 54.5%, and unemployment rate is 5.3%.

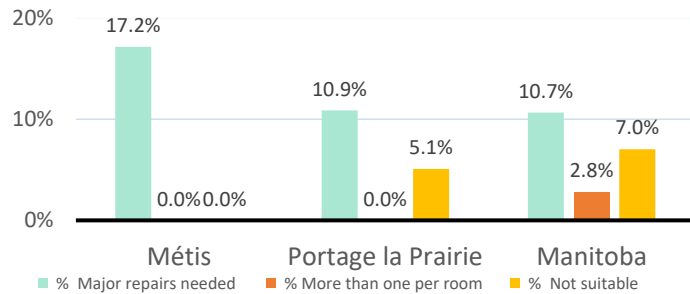
While the participation rate is lower compared with total population in Portage la Prairie and Manitoba (69.1% and 67.3%), unemployment rate is higher than Portage la Prairie and lower than Manitoba.

Average Weeks Worked in 2010



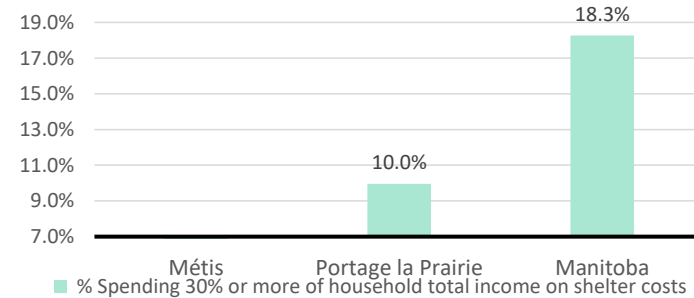
The average weeks worked in 2010 is 42.0 weeks.

Household Characteristics



There are 320 private dwellings occupied by a Métis single household, out of which 17.2% need major repairs, no Métis household reported have more than one person per room, and no Métis household reported to be not suitable.

Shelter Costs



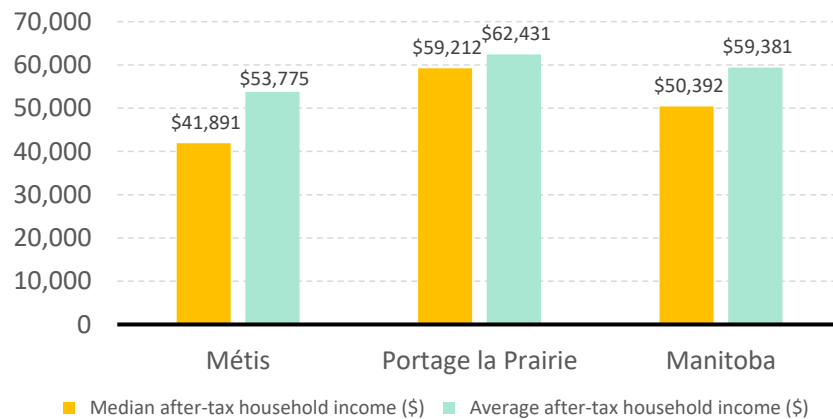
No Métis households reported spending 30% or more of household total income on shelter costs,

compared to 10.0% of the total population in Portage la Prairie and 18.3% of the total population in Manitoba.

Portage la Prairie, MB

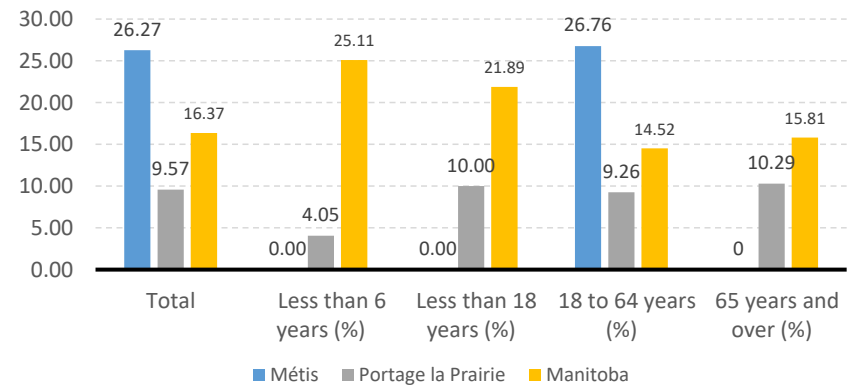
Income

After-Tax Income of Households in 2010



For Métis singles, median after-tax household income is \$41,891, and average after-tax household income is \$53,775. Métis has lower median and average after-tax income than Portage la Prairie and Manitoba.

Prevalence of Low Income in 2010 Based On After-Tax Low-Income Measure (%)



The prevalence of low income based on after-tax low-income measure is 26.27%.

The percentage of low income is 26.76% for people from 18 to 64 years old, and no Métis household reported low income in other age groups.