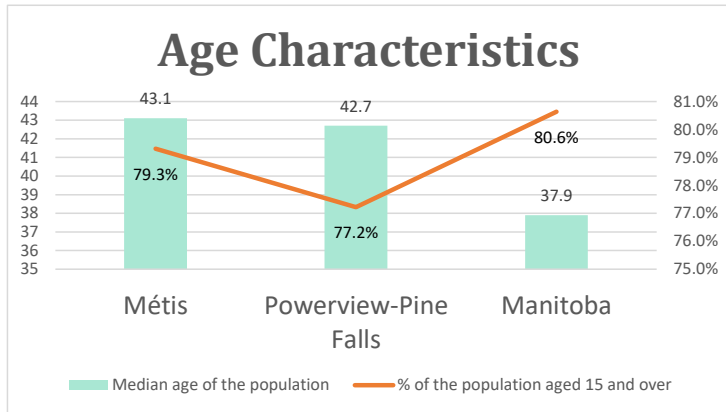


Powerview-Pine Falls, MB

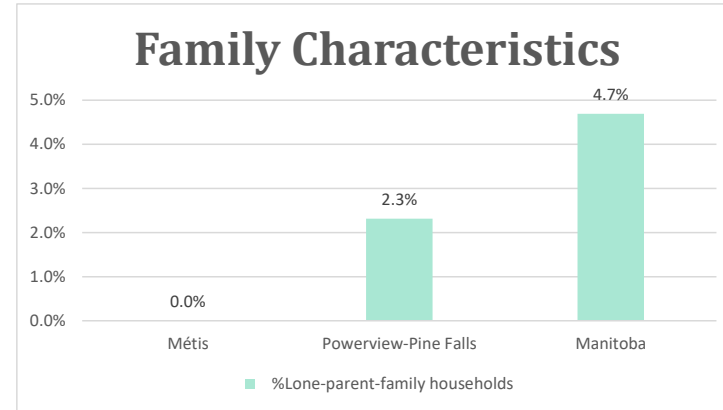
Geo_Code: 4601075

(Source: National Household survey 2011)

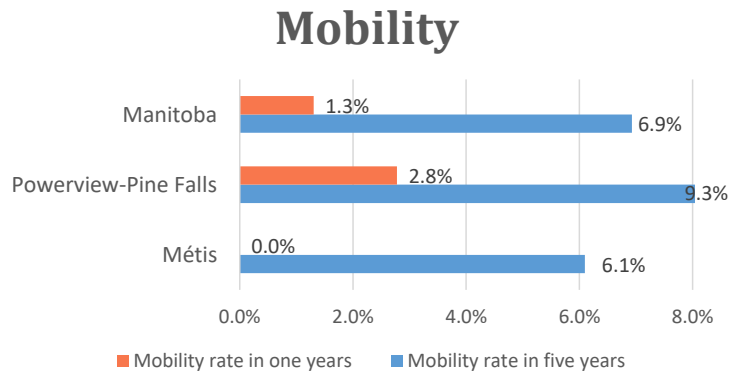
The total population reported with Métis single identity is 435 (Total Métis household is 220), representing 74% of Aboriginal people, accounting for 33.6% of the total population in Powerview-Pine Falls.



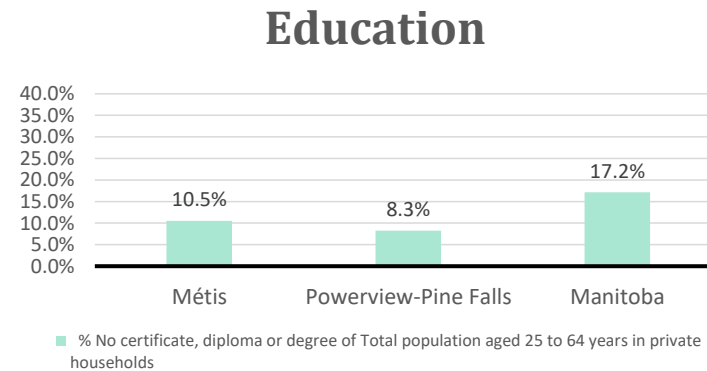
For Métis single identity population, the median age is 43.1 years old, with 79.3% of the population aged 15 and over. As for the total population, the median age is 42.7 in Powerview-Pine Falls and 37.9 years old in Manitoba, with 77.2% and 80.6% population aged 15 and over respectively.



No Métis single lone parents household reported to the survey.



No Métis households reported moving in for the last year. 25 Métis households moved in the past 5 years (6.1%).



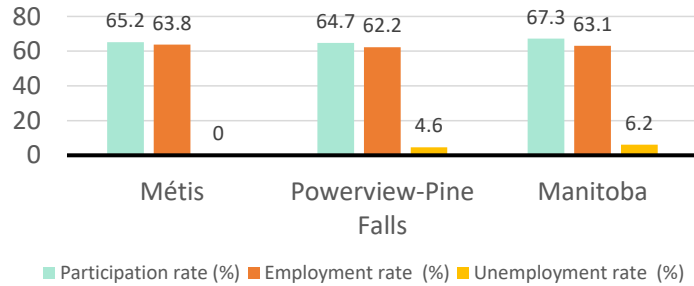
For population aged from 25 to 64 years, 10.5% Métis compared to 8.3% in Powerview-Pine Falls and 17.2% in Manitoba have no certificate, diploma or degree.

For Métis aged from 25 to 34, no Métis reported have no certificate, diploma or degree.

Powerview-Pine Falls, MB

Labor Force & Housing Statistics

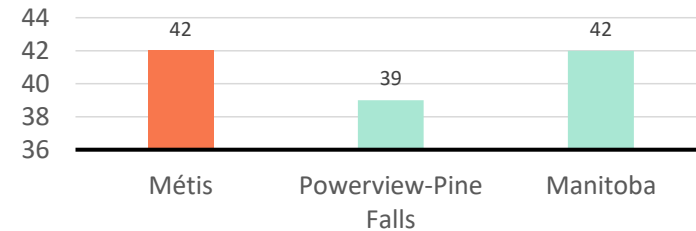
Labour Force Status



Métis participation rate is 65.2%, employment rate is 63.8%, and unemployment rate is 0.0%.

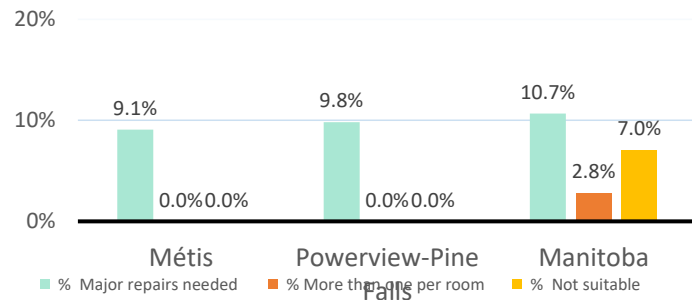
While the participation rate is lower compared with total population in Powerview-Pine Falls and Manitoba (64.7% and 67.3%), no Métis reported unemployment.

Average Weeks Worked in 2010



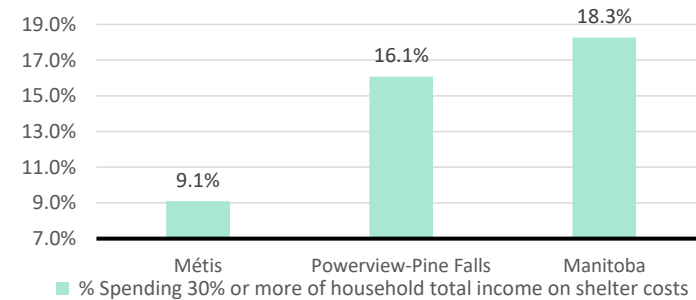
The average weeks worked in 2010 is 42.0 weeks.

Household Characteristics



There are 220 private dwellings occupied by a Métis single household, out of which 9.1% need major repairs, no Métis household reported have more than one person per room, and no Métis household reported to be not suitable.

Shelter Costs



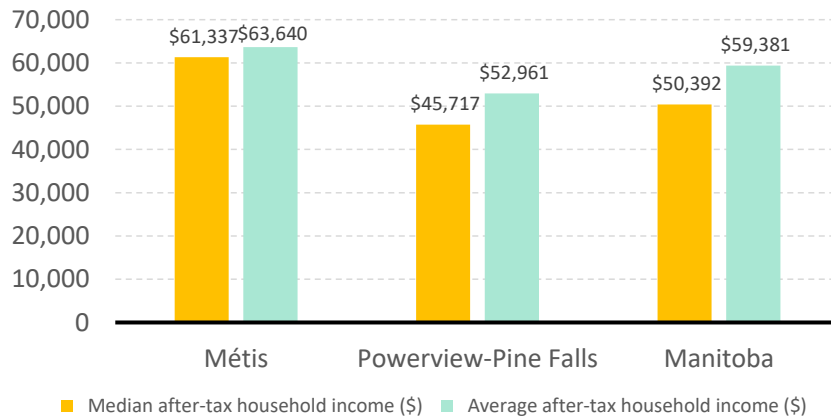
The number of Métis households spending 30% or more of household total income on shelter costs is 20, which is 9.1%

of the total private dwellings occupied by an Métis household, compared to 16.1% of the total population in Powerview-Pine Falls and 18.3% of the total population in Manitoba.

Powerview-Pine Falls, MB

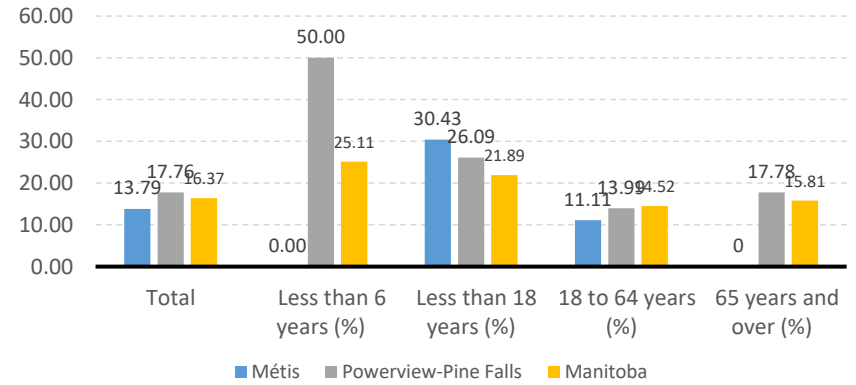
Income

After-Tax Income of Households in 2010



For Métis singles, median after-tax household income is \$61,337, and average after-tax household income is \$63,640. Métis has higher median and average after-tax income than Powerview-Pine Falls and Manitoba.

Prevalence of Low Income in 2010 Based On After-Tax Low-Income Measure (%)



The prevalence of low income based on after-tax low-income measure is 13.79%.

The percentage of low income is 30.43% for people less than 18 years old, 0.00% for people less than 6 years old, 11.11% for people from 18 to 64 years old, and 0.00% for people over 65 years old.