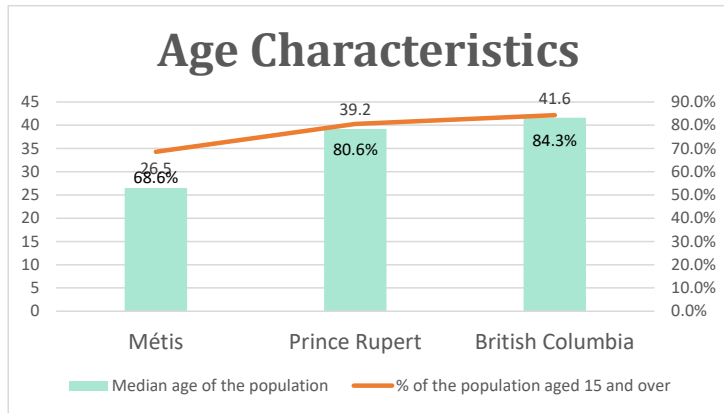


Prince Rupert, BC

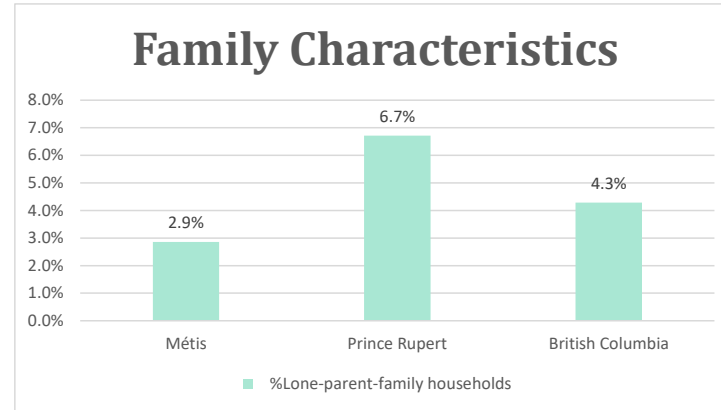
Geo_Code: 5947012

(Source: National Household survey 2011)

The total population reported with Métis single identity is 350 (Total Métis household is 220), representing 7% of Aboriginal people, accounting for 2.8% of the total population in Prince Rupert.

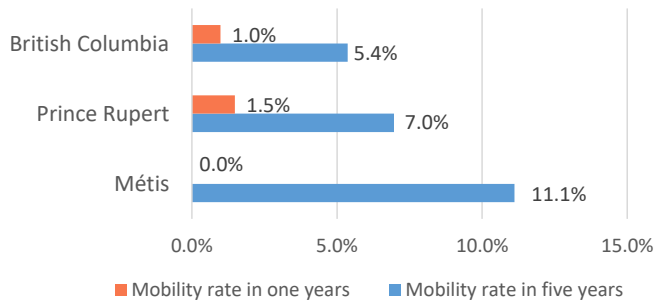


For Métis single identity population, the median age is 26.5 years old, with 68.6% of the population aged 15 and over. As for the total population, the median age is 39.2 in Prince Rupert and 41.6 years old in British Columbia, with 80.6% and 84.3% population aged 15 and over respectively.



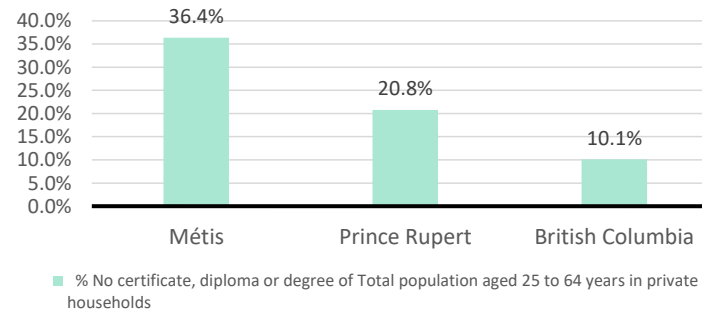
The number of Métis single lone parents household is 10, accounting for 2.9% of the total Métis single private households.

Mobility



No Métis households reported moving in for the last year. 35 Métis households moved in the past 5 years (11.1%).

Education



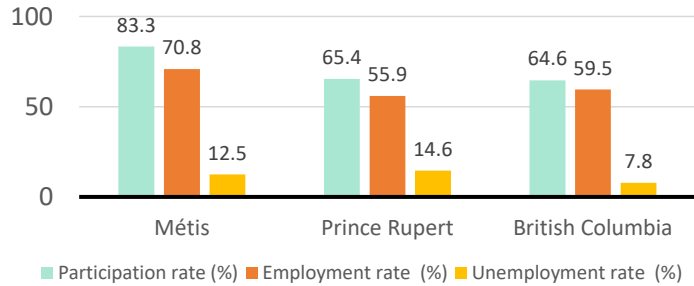
For population aged from 25 to 64 years, 36.4% Métis compared to 20.8% in Prince Rupert and 10.1% in British Columbia have no certificate, diploma or degree.

For Métis aged from 25 to 34, no Métis reported have no certificate, diploma or degree.

Prince Rupert, BC

Labor Force & Housing Statistics

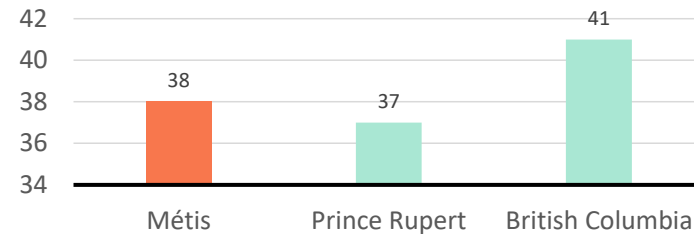
Labour Force Status



Métis participation rate is 83.3%, employment rate is 70.8%, and unemployment rate is 12.5%.

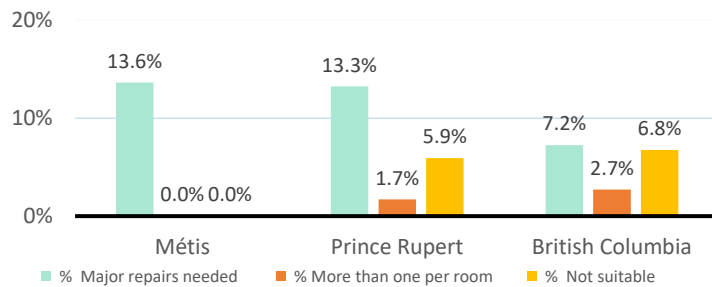
While the participation rate is lower compared with total population in Prince Rupert and British Columbia (65.4% and 64.6%), unemployment rate is lower than Prince Rupert and higher than British Columbia.

Average Weeks Worked in 2010



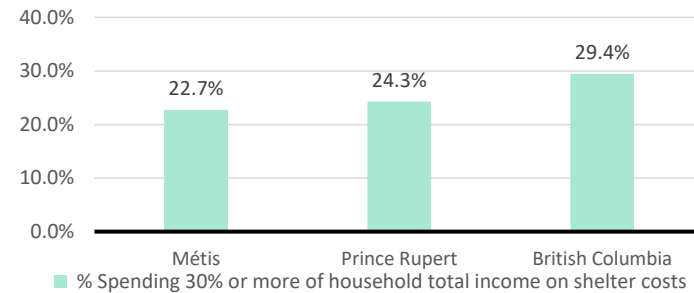
The average weeks worked in 2010 is 38.0 weeks.

Household Characteristics



There are 220 private dwellings occupied by a Métis single household, out of which 13.6% need major repairs, no Métis household reported have more than one person per room, and no Métis household reported to be not suitable.

Shelter Costs



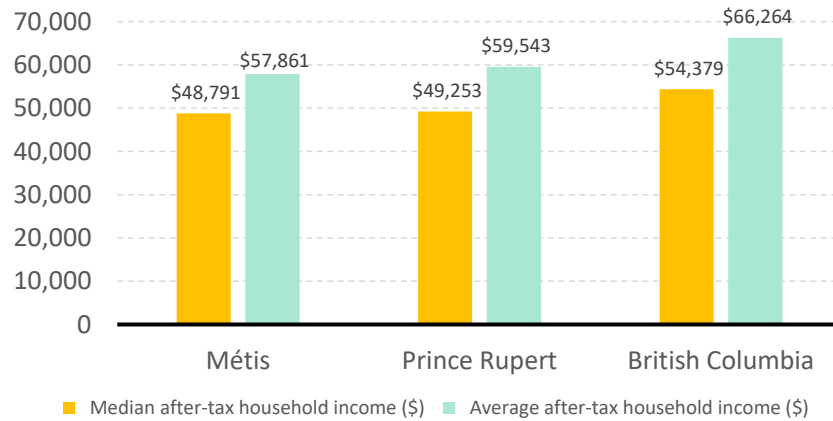
The number of Métis households spending 30% or more of household total income on shelter costs is 50, which is 22.7%

of the total private dwellings occupied by a Métis household, compared to 24.3% of the total population in Prince Rupert and 29.4% of the total population in British Columbia.

Prince Rupert, BC

Income

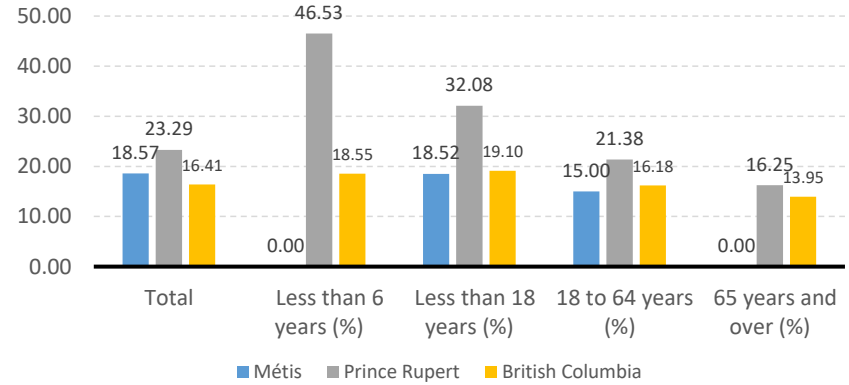
After-Tax Income of Households in 2010



For Métis singles, median after-tax household income is \$48,791, and average after-tax household income is

\$57,861. Métis has lower median and average after-tax income than Prince Rupert and British Columbia.

Prevalence of Low Income in 2010 Based On After-Tax Low-Income Measure (%)



The prevalence of low income based on after-tax low-income measure is 18.57%.

The percentage of low income is 18.52% for people less than 18 years old, 0.00% for people less than 6 years old, 15.00% for people from 18 to 64 years old, and 0.00% for people over 65 years old.