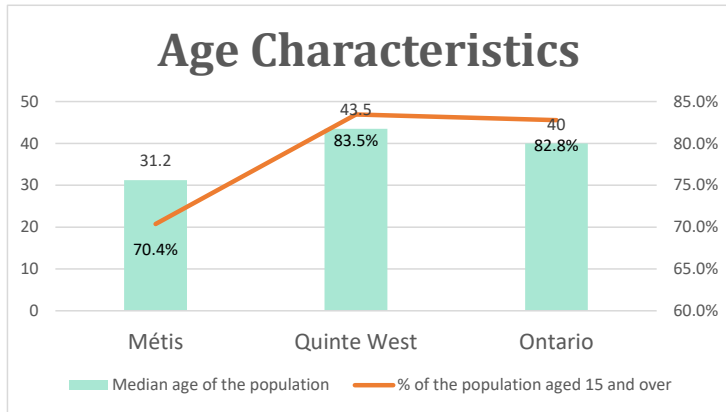


# Quinte West, ON

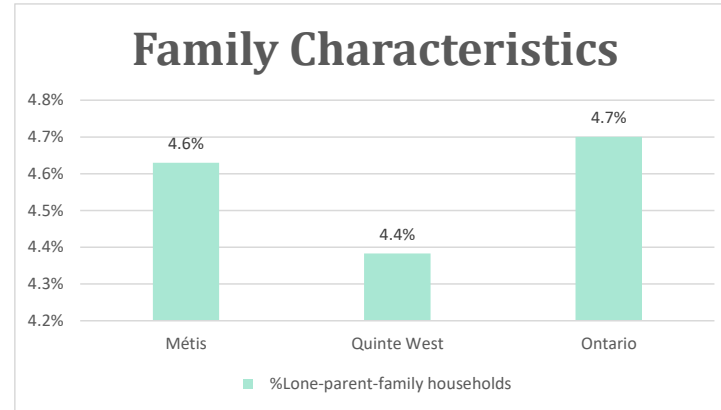
Geo\_Code: 3512015

(Source: National Household survey 2011)

The total population reported with Métis single identity is 540 (Total Métis household is 330), representing 35% of Aboriginal people, accounting for 1.3% of the total population in Quinte West.

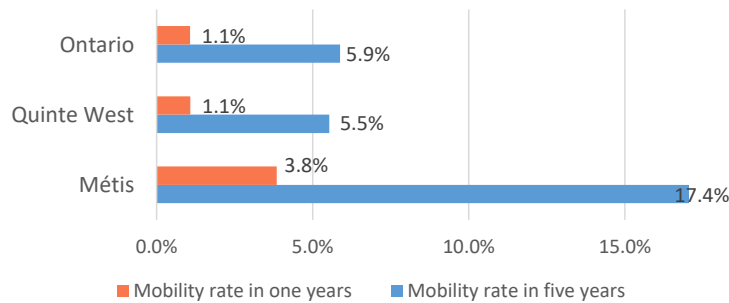


For Métis single identity population, the median age is 31.2 years old, with 70.4% of the population aged 15 and over. As for the total population, the median age is 43.5 in Quinte West and 40.0 years old in Ontario, with 83.5% and 82.8% population aged 15 and over respectively.



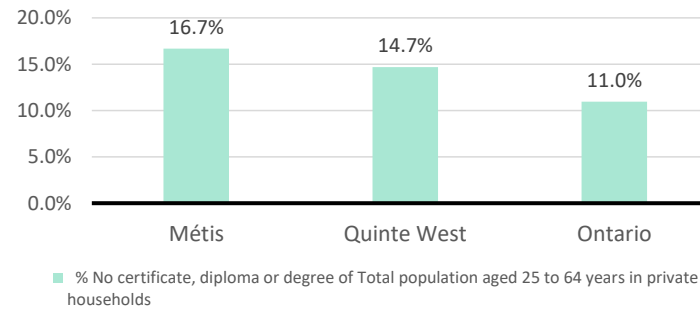
The number of Métis single lone parents household is 25, accounting for 4.6% of the total Métis single private households.

## Mobility



20 Métis households moved in last year (3.8%), 80 Métis households moved in the past 5 years (17.4%).

## Education



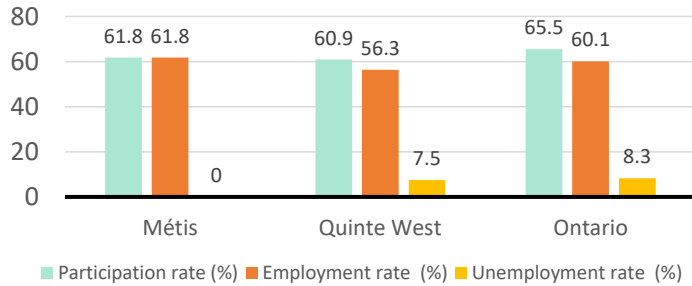
For population aged from 25 to 64 years, 16.7% Métis compared to 14.7% in Quinte West and 11.0% in Ontario have no certificate, diploma or degree.

For Métis aged from 25 to 34, 40.0% Métis reported to have no certificate, diploma or degree.

# Quinte West, ON

## Labor Force & Housing Statistics

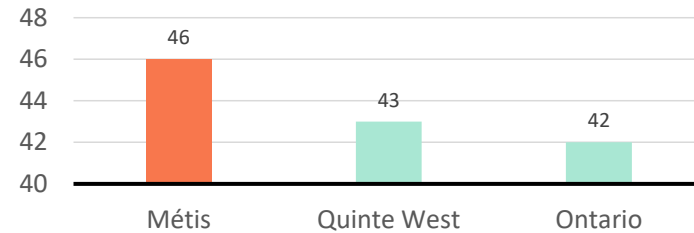
### Labour Force Status



Métis participation rate is 61.8%, employment rate is 61.8%, and unemployment rate is 0.0%.

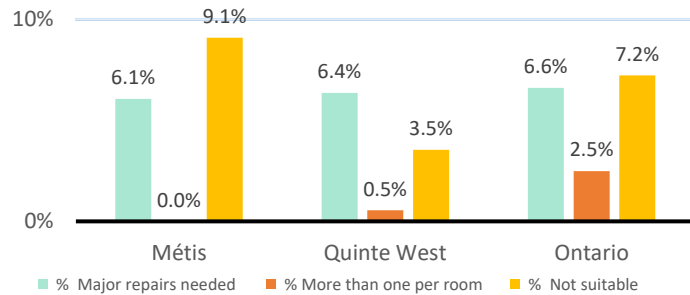
While the participation rate is higher compared with total population in Quinte West and lower than Ontario (60.9% and 65.5%), no Métis reported unemployment.

### Average Weeks Worked in 2010



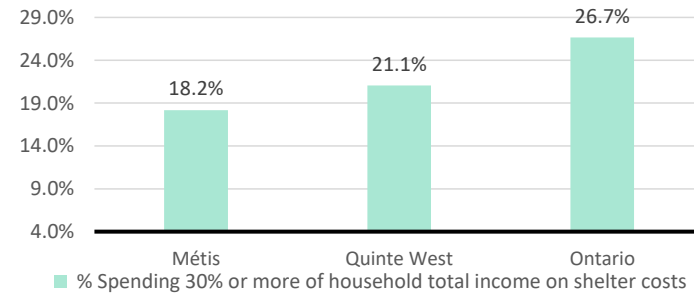
The average weeks worked in 2010 is 46.0 weeks.

### Household Characteristics



There are 330 private dwellings occupied by a Métis single household, out of which 6.1% need major repairs, no Métis household reported have more than one person per room, and 9.1% Métis household reported to be not suitable.

### Shelter Costs



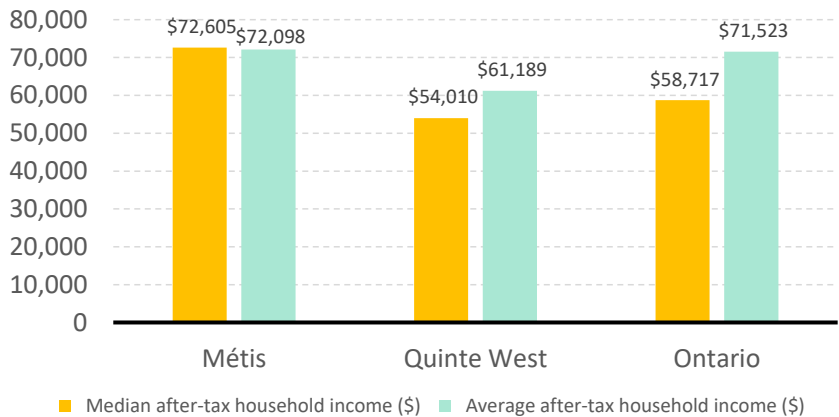
The number of Métis households spending 30% or more of household total income on shelter costs is 60, which is 18.2%

of the total private dwellings occupied by an Métis household, compared to 21.1% of the total population in Quinte West and 26.7% of the total population in Ontario.

# Quinte West, ON

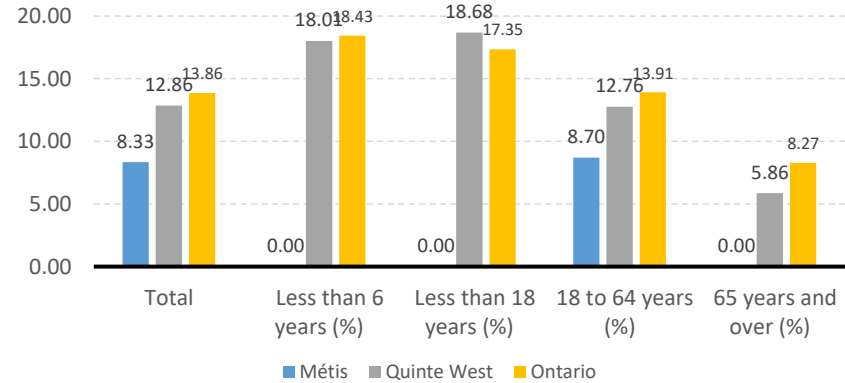
## Income

After-Tax Income of Households in 2010



For Métis singles, median after-tax household income is \$72,605, and average after-tax household income is \$72,098. Métis has higher median and average after-tax income than Quinte West and Ontario.

Prevalence of Low Income in 2010 Based On After-Tax Low-Income Measure (%)



The prevalence of low income based on after-tax low-income measure is 8.33%.

The percentage of low income is 8.70% for people from 18 to 64 years old, and no Métis household reported low income in other age groups.