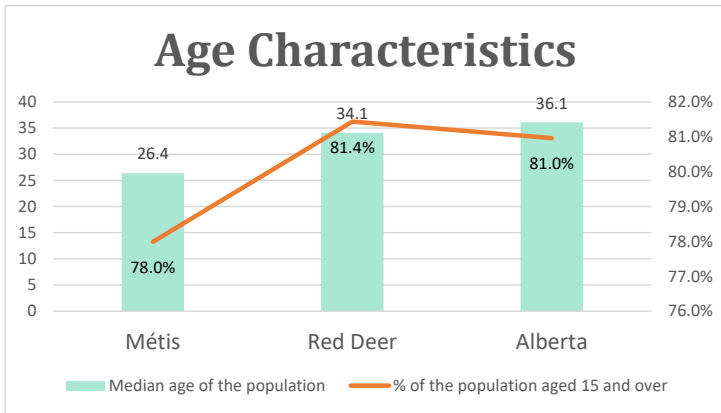


Red Deer, AB

Geo_Code: 4808011

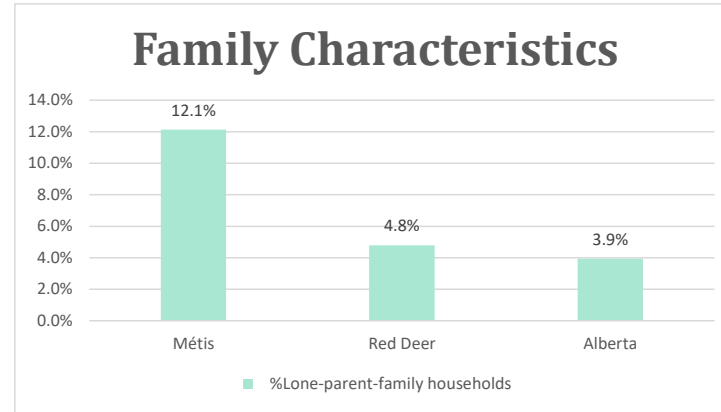
(Source: National Household survey 2011)

The total population reported with Métis single identity is 2,885 (Total Métis household is 1,655), representing 63% of Aboriginal people, accounting for 3.3% of the total population in Red Deer.



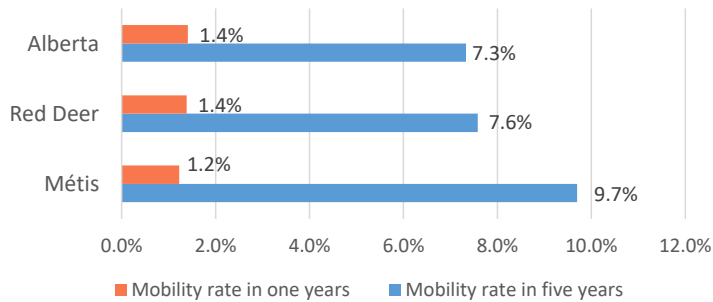
For Métis single identity population, the median age is 26.4 years old, with 78.0% of the population aged 15 and over. As for the total population, the median age is 34.1 in Red Deer and

36.1 years old in Alberta, with 81.4% and 81.0% population aged 15 and over respectively.



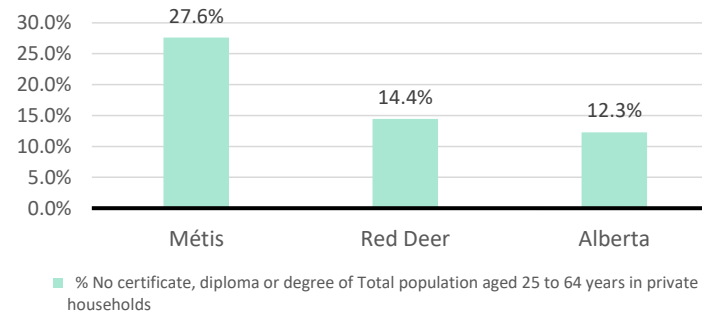
The number of Métis single lone parents household is 350, accounting for 12.1% of the total Métis single private households.

Mobility



35 Métis households moved in last year (1.2%), 255 Métis households moved in the past 5 years (9.7%).

Education



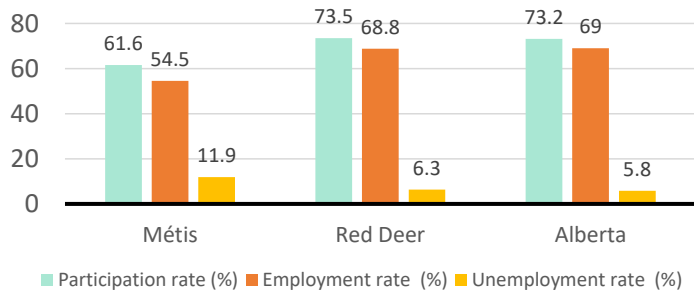
For population aged from 25 to 64 years, 27.6% Métis compared to 14.4% in Red Deer and 12.3% in Alberta have no certificate, diploma or degree.

For Métis aged from 25 to 34, no Métis reported have no certificate, diploma or degree.

Red Deer, AB

Labor Force & Housing Statistics

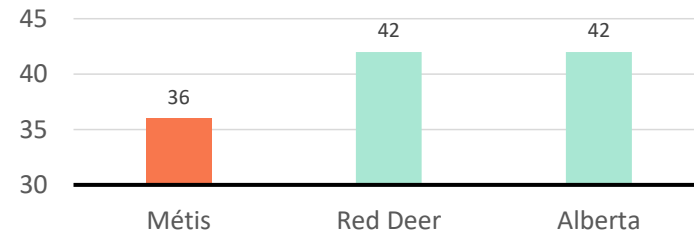
Labour Force Status



Métis participation rate is 61.6%, employment rate is 54.5%, and unemployment rate is 11.9%.

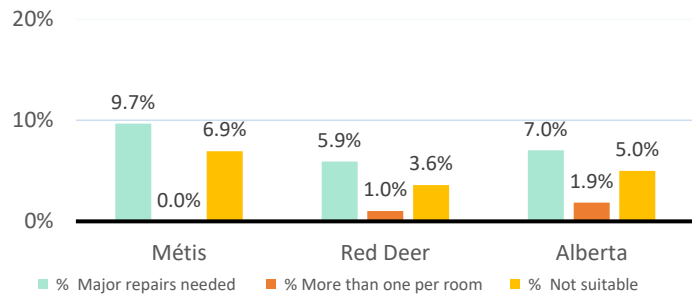
While the participation rate is lower compared with total population in Red Deer and Alberta (73.5% and 73.2%), unemployment rate is higher.

Average Weeks Worked in 2010



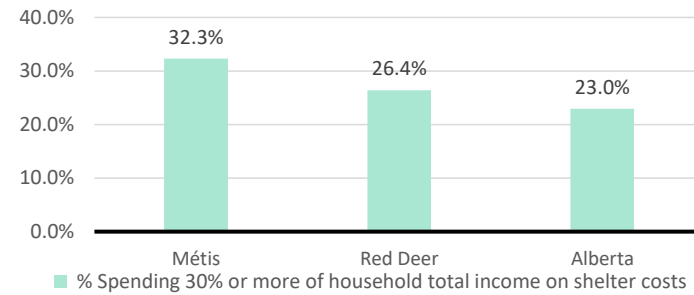
The average weeks worked in 2010 is 36.0 weeks.

Household Characteristics



There are 1655 private dwellings occupied by a Métis single household, out of which 9.7% need major repairs, no Métis household reported have more than one person per room, and 6.9% Métis household reported to be not suitable.

Shelter Costs



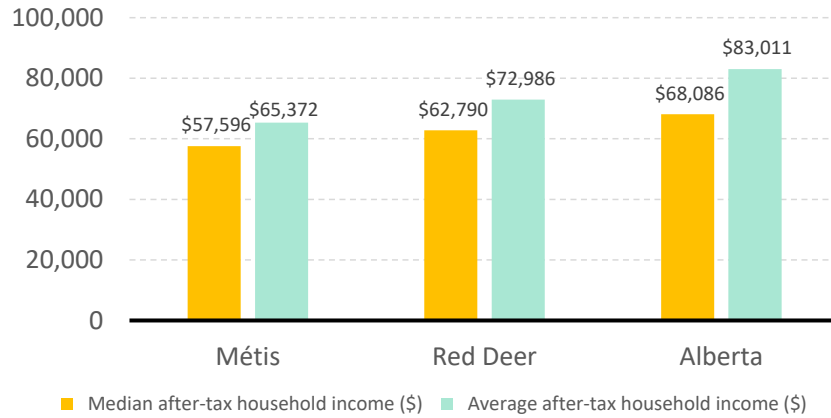
The number of Métis households spending 30% or more of household total income on shelter costs is 535, which is 32.3%

of the total private dwellings occupied by a Métis household, compared to 26.4% of the total population in Red Deer and 23.0% of the total population in Alberta.

Red Deer, AB

Income

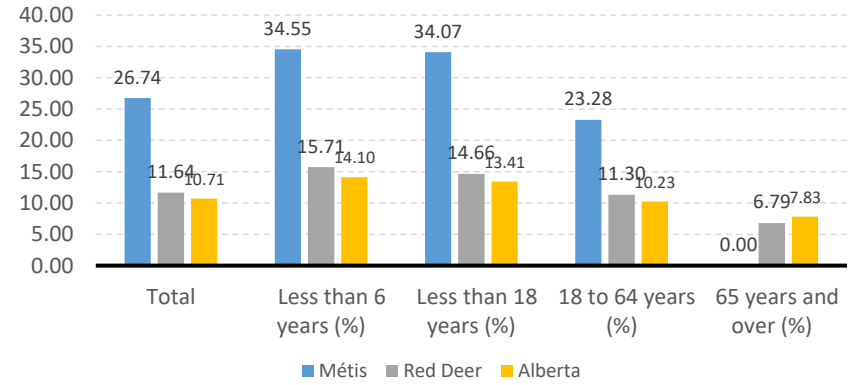
After-Tax Income of Households in 2010



For Métis singles, median after-tax household income is \$57,596, and average after-tax household income is

\$65,372. Métis has lower median and average after-tax income than Red Deer and Alberta.

Prevalence of Low Income in 2010 Based On After-Tax Low-Income Measure (%)



The prevalence of low income based on after-tax low-income measure is 26.74%.

The percentage of low income is 34.07% for people less than 18 years old, 34.55% for people less than 6 years old, 23.28% for people from 18 to 64 years old, and 0.00% for people over 65 years old.