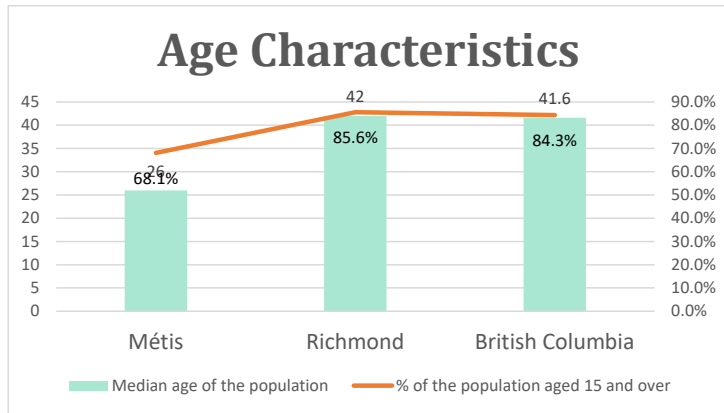


# Richmond, BC

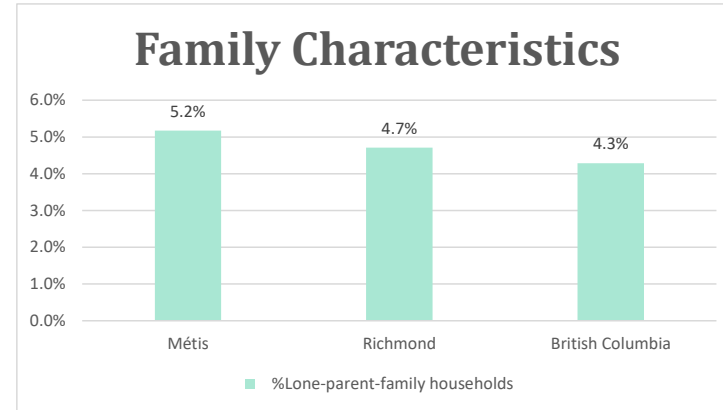
Geo\_Code: 5915015

(Source: National Household survey 2011)

The total population reported with Métis single identity is 580 (Total Métis household is 320), representing 30% of Aboriginal people, accounting for 0.3% of the total population in Richmond.

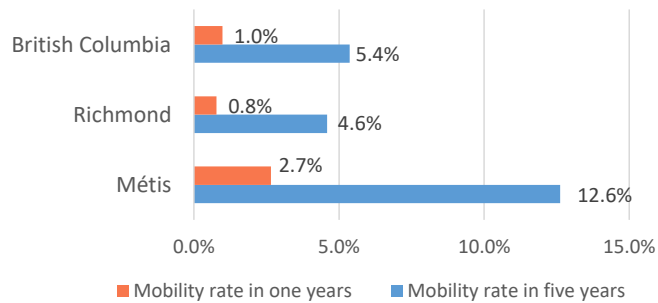


For Métis single identity population, the median age is 26.0 years old, with 68.1% of the population aged 15 and over. As for the total population, the median age is 42.0 in Richmond and 41.6 years old in British Columbia, with 85.6% and 84.3% population aged 15 and over respectively.



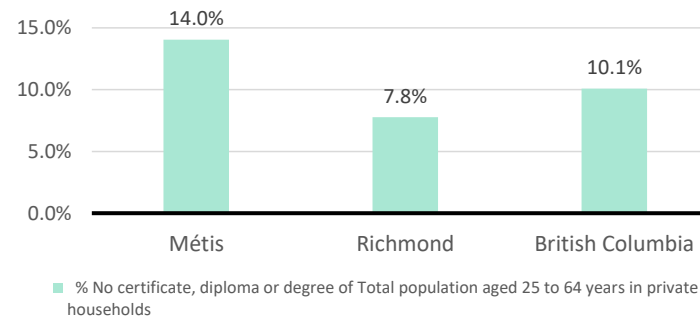
The number of Métis single lone parents household is 30, accounting for 5.2% of the total Métis single private households.

## Mobility



15 Métis households moved in last year (2.7%), 65 Métis households moved in the past 5 years (12.6%).

## Education



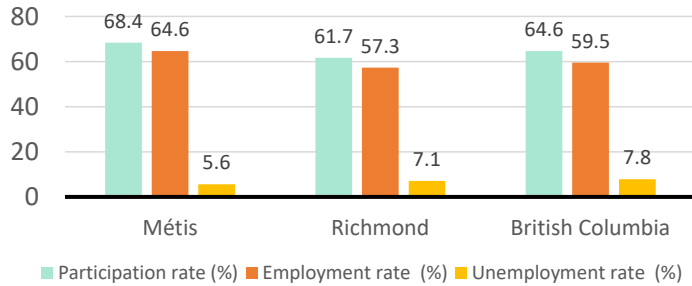
For population aged from 25 to 64 years, 14.0% Métis compared to 7.8% in Richmond and 10.1% in British Columbia have no certificate, diploma or degree.

For Métis aged from 25 to 34, no Métis reported have no certificate, diploma or degree.

# Richmond, BC

## Labor Force & Housing Statistics

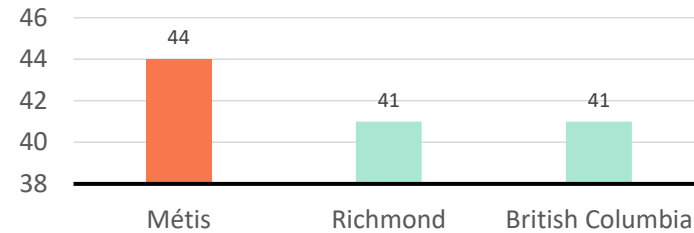
### Labour Force Status



Métis participation rate is 68.4%, employment rate is 64.6%, and unemployment rate is 5.6%.

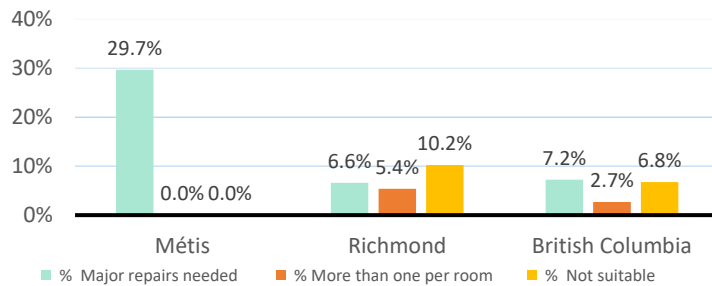
While the participation rate is higher compared with total population in Richmond and British Columbia (61.7% and 64.6%), unemployment rate is lower.

### Average Weeks Worked in 2010



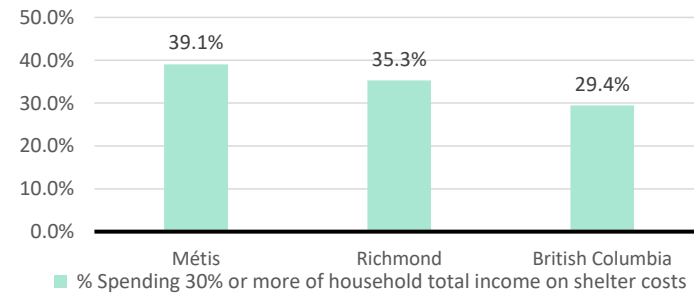
The average weeks worked in 2010 is 44.0 weeks.

### Household Characteristics



There are 320 private dwellings occupied by a Métis single household, out of which 29.7% need major repairs, no Métis household reported have more than one person per room, and no Métis household reported to be not suitable.

### Shelter Costs



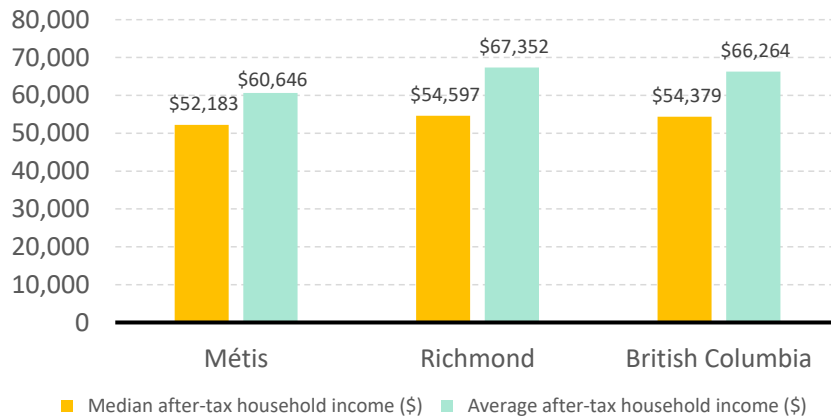
The number of Métis households spending 30% or more of household total income on shelter costs is 125, which is 39.1%

of the total private dwellings occupied by a Métis household, compared to 35.3% of the total population in Richmond and 29.4% of the total population in British Columbia.

# Richmond, BC

## Income

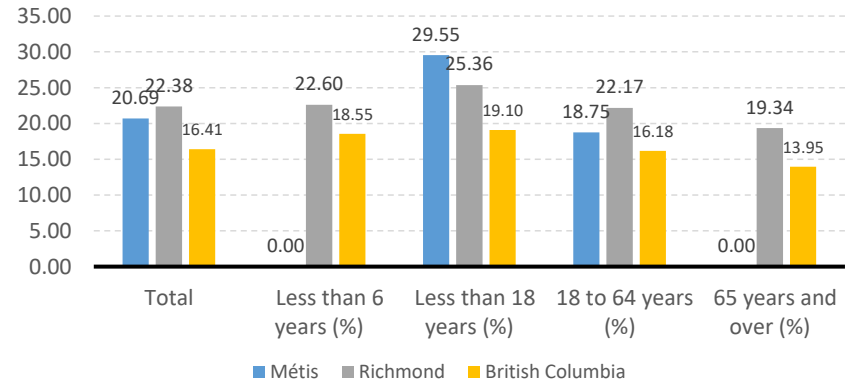
After-Tax Income of Households in 2010



For Métis singles, median after-tax household income is \$52,183, and average after-tax household income is

\$60,646. Métis has lower median and average after-tax income than Richmond and British Columbia.

Prevalence of Low Income in 2010 Based On After-Tax Low-Income Measure (%)



The prevalence of low income based on after-tax low-income measure is 20.69%.

The percentage of low income is 29.55% for people less than 18 years old, 0.00% for people less than 6 years old, 18.75% for people from 18 to 64 years old, and 0.00% for people over 65 years old.