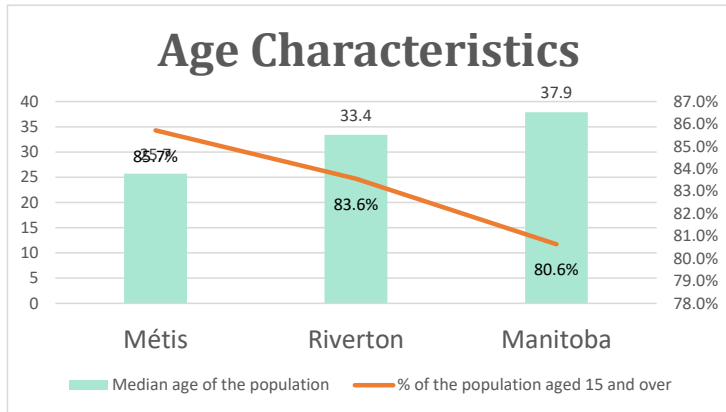


Riverton, MB

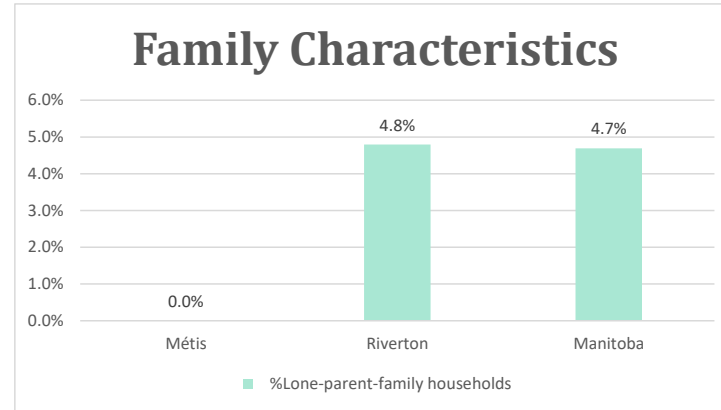
Geo_Code: 4618077

(Source: National Household survey 2011)

The total population reported with Métis single identity is 140 (Total Métis household is 85), representing 44% of Aboriginal people, accounting for 19.2% of the total population in Riverton.

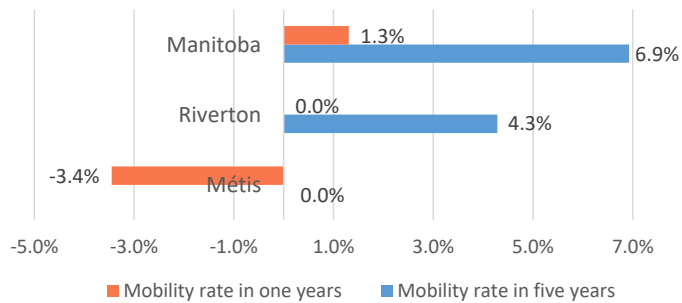


For Métis single identity population, the median age is 25.7 years old, with 85.7% of the population aged 15 and over. As for the total population, the median age is 33.4 in Riverton and 37.9 years old in Manitoba, with 83.6% and 80.6% population aged 15 and over respectively.



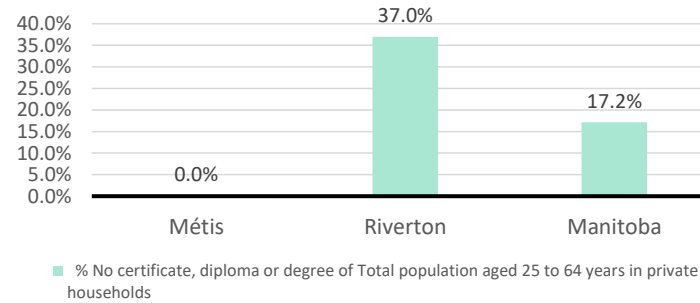
No Métis single lone parents household reported to the survey.

Mobility



5 Métis households moved out last year (-3.4%), 0 Métis households moved in the past 5 years (0.0%).

Education



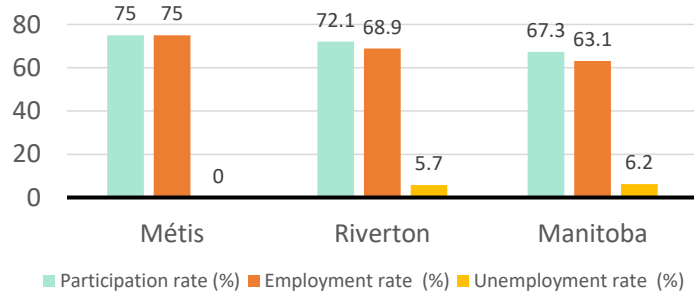
For population aged from 25 to 64 years, no Métis reported have no certificate, diploma or degree.

For Métis aged from 25 to 34, no Métis reported have no certificate, diploma or degree.

Riverton, MB

Labor Force & Housing Statistics

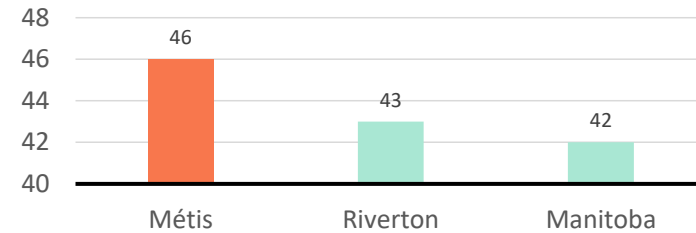
Labour Force Status



Métis participation rate is 75.0%, employment rate is 75.0%, and unemployment rate is 0.0%.

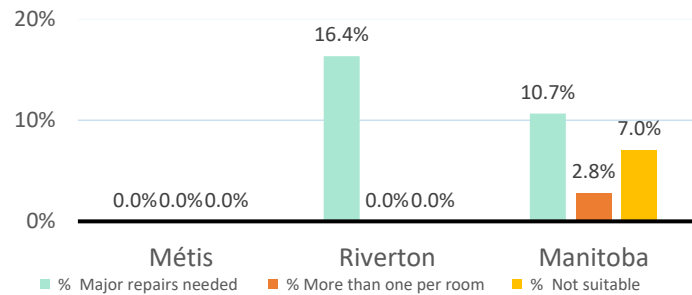
While the participation rate is higher compared with total population in Riverton and Manitoba (72.1% and 67.3%), no Métis reported unemployment.

Average Weeks Worked in 2010



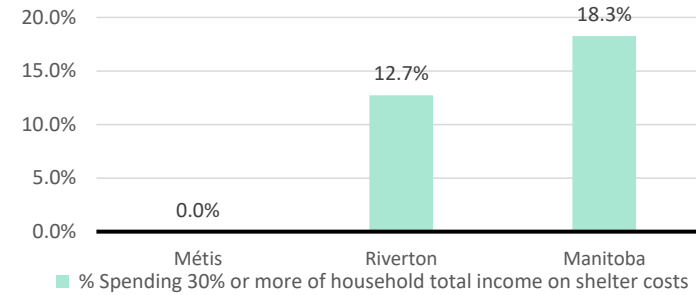
The average weeks worked in 2010 is 46.0 weeks.

Household Characteristics



There are 85 private dwellings occupied by a Métis single household, out of which no Métis single household reported need major repairs, have more than one person per room, or not suitable.

Shelter Costs



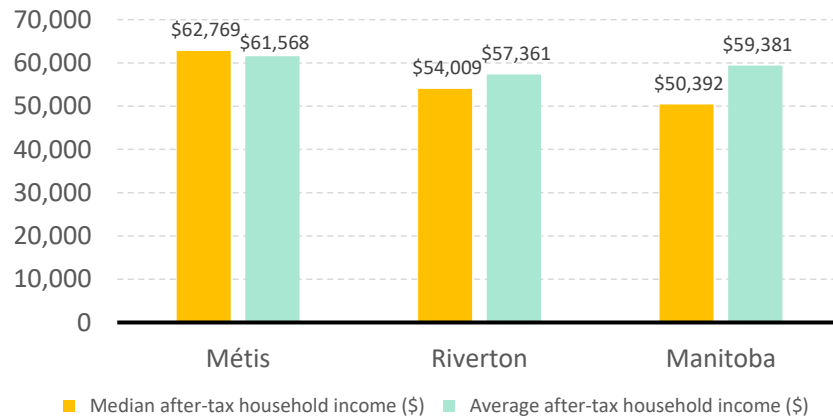
No Métis households reported spending 30% or more of household total income on shelter costs,

compared to 12.7% of the total population in Riverton and 18.3% of the total population in Manitoba.

Riverton, MB

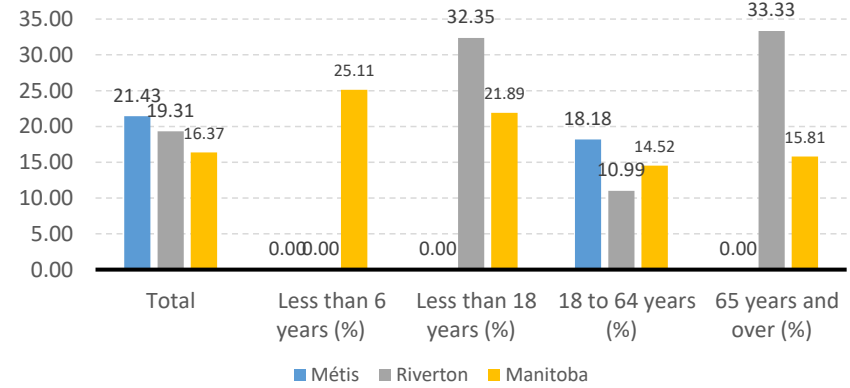
Income

After-Tax Income of Households in 2010



For Métis singles, median after-tax household income is \$62,769, and average after-tax household income is \$61,568. Métis has higher median and average after-tax income than Riverton and Manitoba.

Prevalence of Low Income in 2010 Based On After-Tax Low-Income Measure (%)



The prevalence of low income based on after-tax low-income measure is 21.43%.

The percentage of low income is 18.18% for people from 18 to 64 years old, and no Métis household reported low income in other age groups.