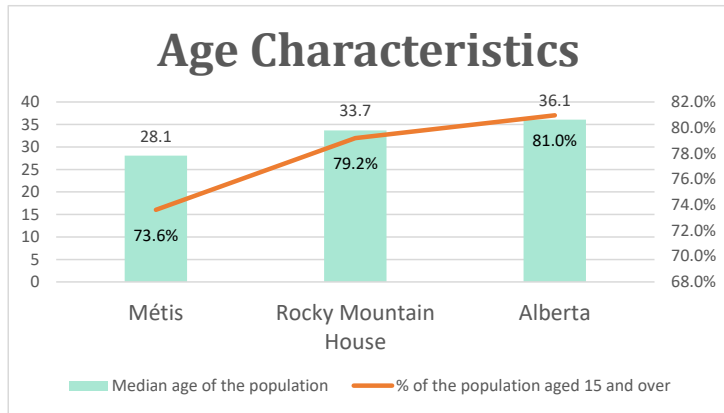


Rocky Mountain House, AB

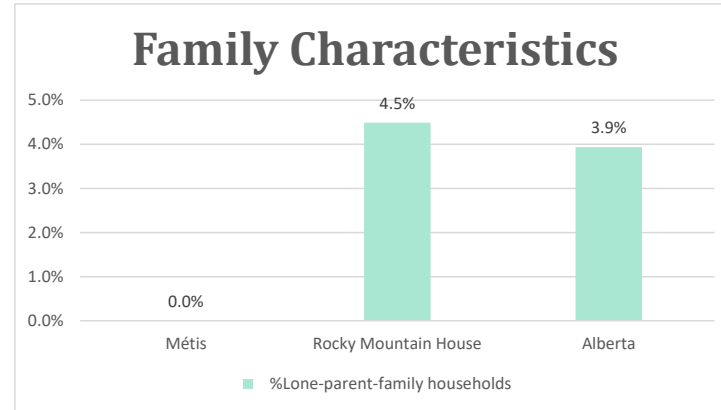
Geo_Code: 4809015

(Source: National Household survey 2011)

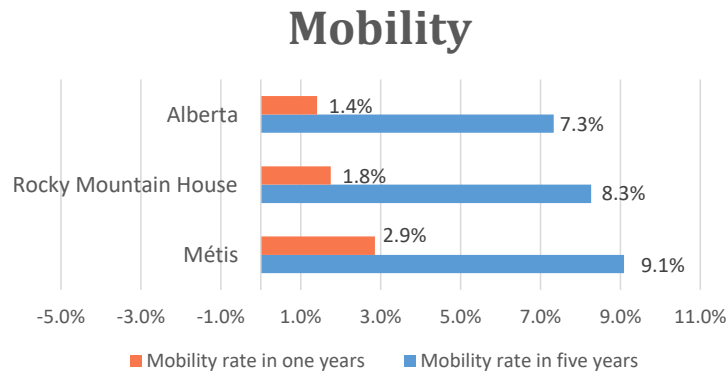
The total population reported with Métis single identity is 360 (Total Métis household is 225), representing 74% of Aboriginal people, accounting for 5.4% of the total population in Rocky Mountain House.



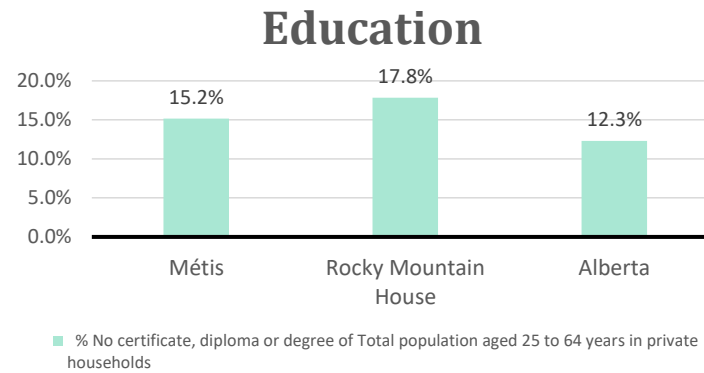
For Métis single identity population, the median age is 28.1 years old, with 73.6% of the population aged 15 and over. As for the total population, the median age is 33.7 in Rocky Mountain House and 36.1 years old in Alberta, with 79.2% and 81.0% population aged 15 and over respectively.



No Métis single lone parents household reported to the survey.



10 Métis households moved in last year (2.9%), 30 Métis households moved in the past 5 years (9.1%).



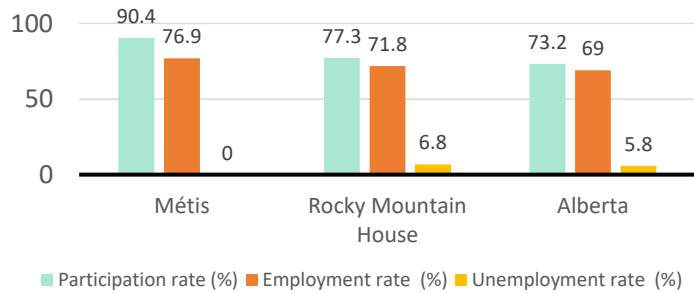
For population aged from 25 to 64 years, 15.2% Métis compared to 17.8% in Rocky Mountain House and 12.3% in Alberta have no certificate, diploma or degree.

For Métis aged from 25 to 34, no Métis reported have no certificate, diploma or degree.

Rocky Mountain House, AB

Labor Force & Housing Statistics

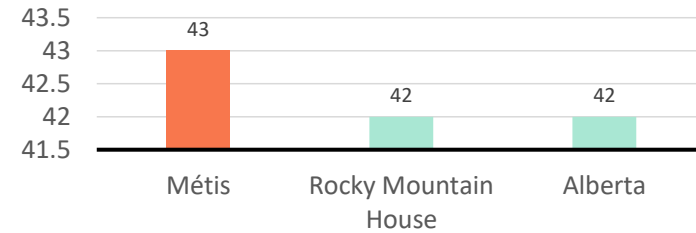
Labour Force Status



Métis participation rate is 90.4%, employment rate is 76.9%, and unemployment rate is 0.0%.

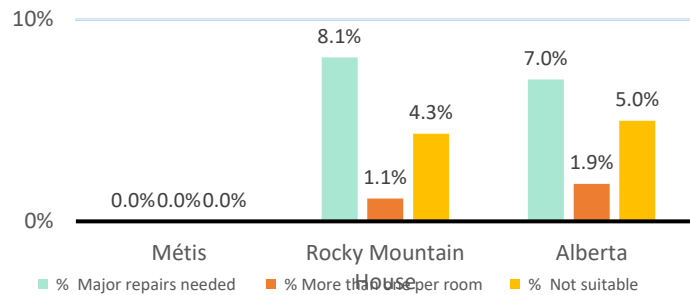
While the participation rate is higher compared with total population in Rocky Mountain House and Alberta (77.3% and 73.2%), no Métis reported unemployment.

Average Weeks Worked in 2010



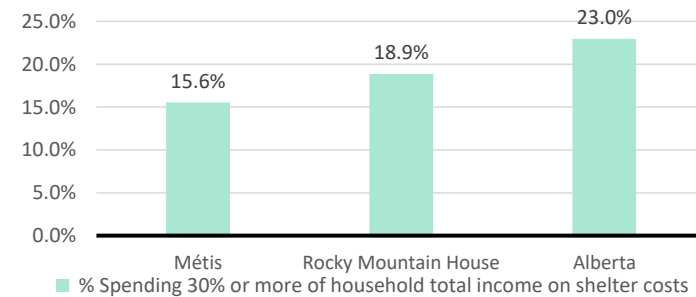
The average weeks worked in 2010 is 43.0 weeks.

Household Characteristics



There are 225 private dwellings occupied by a Métis single household, out of which no Métis single household reported need major repairs, have more than one person per room, or not suitable.

Shelter Costs



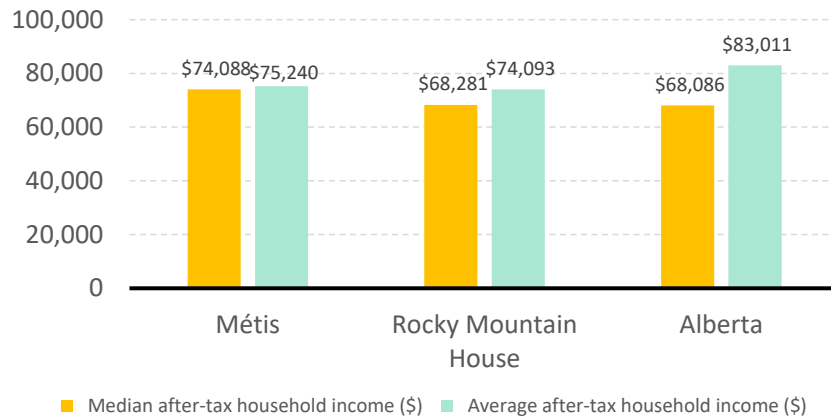
The number of Métis households spending 30% or more of household total income on shelter costs is 35, which is 15.6%

of the total private dwellings occupied by a Métis household, compared to 18.9% of the total population in Rocky Mountain House and 23.0% of the total population in Alberta.

Rocky Mountain House, AB

Income

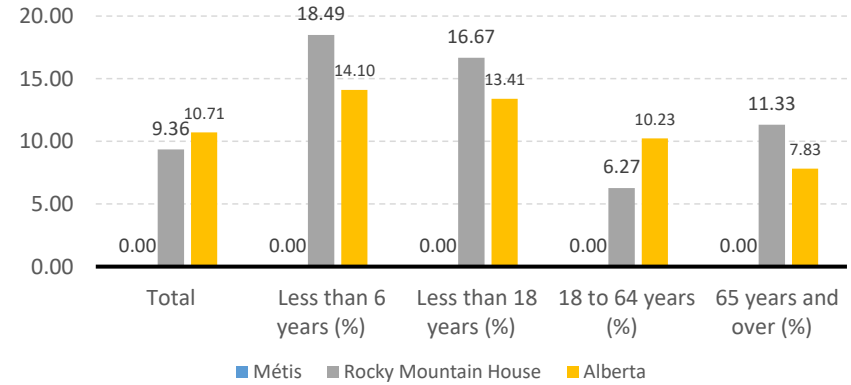
After-Tax Income of Households in 2010



For Métis singles, median after-tax household income is \$74,088, and average after-tax household income is

\$75,240. Métis has higher median and average after-tax income than Rocky Mountain House, and higher median and lower average after-tax income than Alberta.

Prevalence of Low Income in 2010 Based On After-Tax Low-Income Measure (%)



The prevalence of low income based on after-tax low-income measure is 0.00%.

No Métis household reported low income in Rocky Mountain House.