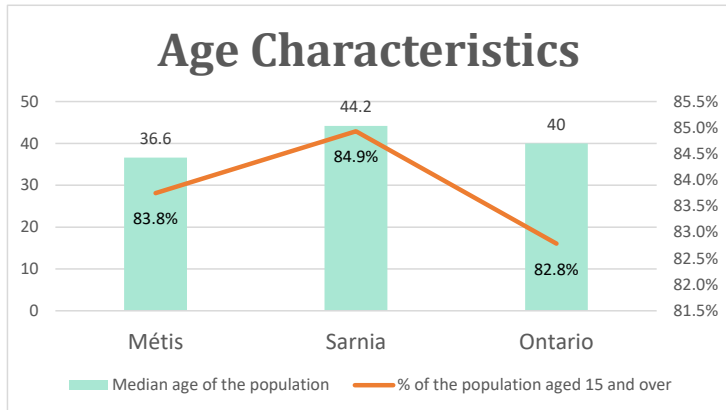


# Sarnia, ON

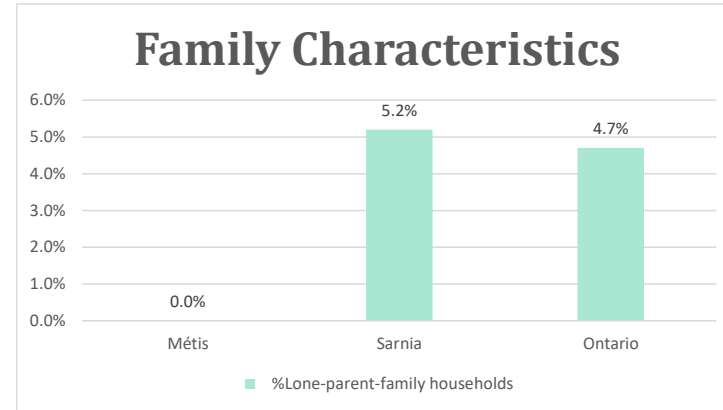
Geo\_Code: 3538030

(Source: National Household survey 2011)

The total population reported with Métis single identity is 400 (Total Métis household is 250), representing 20% of Aboriginal people, accounting for 0.6% of the total population in Sarnia.

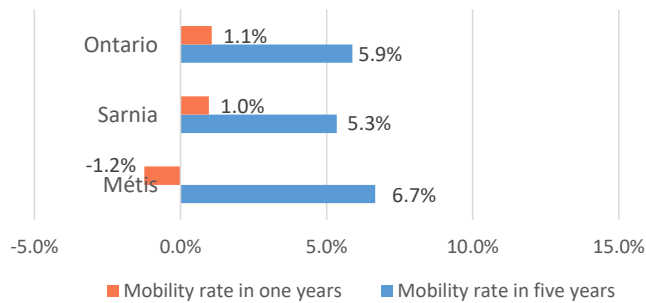


For Métis single identity population, the median age is 36.6 years old, with 83.8% of the population aged 15 and over. As for the total population, the median age is 44.2 in Sarnia and 40.0 years old in Ontario, with 84.9% and 82.8% population aged 15 and over respectively.



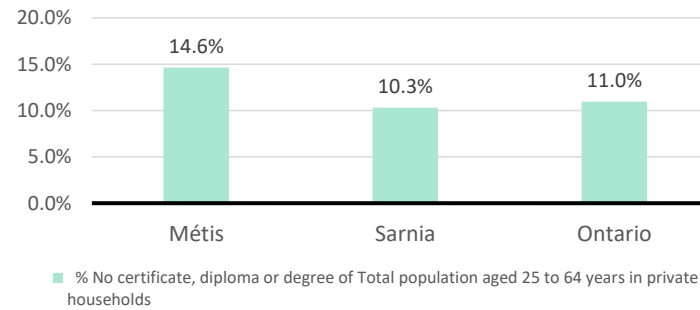
No Métis single lone parents household reported to the survey.

## Mobility



5 Métis households moved out last year (-1.2%), 25 Métis households moved in the past 5 years (6.7%).

## Education



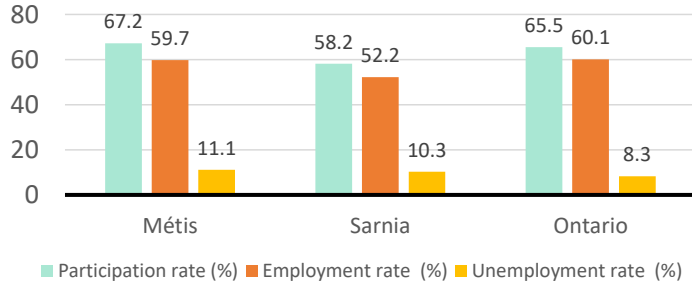
For population aged from 25 to 64 years, 14.6% Métis compared to 10.3% in Sarnia and 11.0% in Ontario have no certificate, diploma or degree.

For Métis aged from 25 to 34, no Métis reported have no certificate, diploma or degree.

# Sarnia, ON

## Labor Force & Housing Statistics

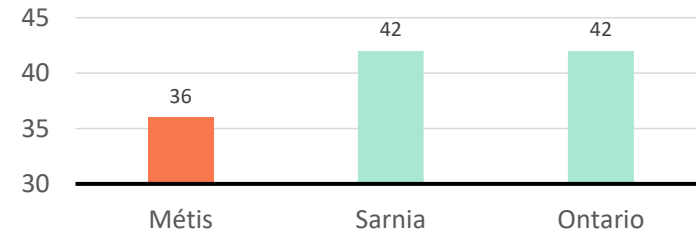
### Labour Force Status



Métis participation rate is 67.2%, employment rate is 59.7%, and unemployment rate is 11.1%.

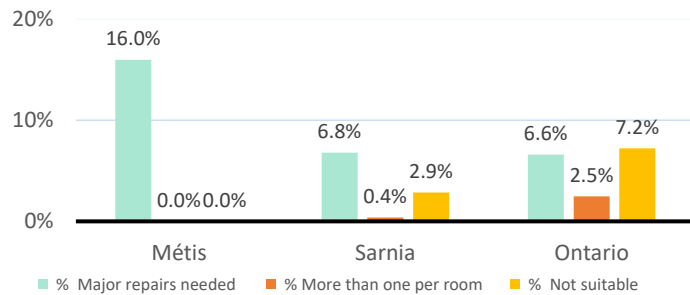
While the participation rate is higher compared with total population in Sarnia and Ontario (58.2% and 65.5%), unemployment rate is also higher.

### Average Weeks Worked in 2010



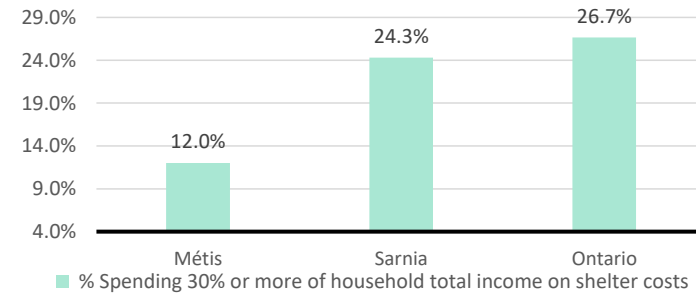
The average weeks worked in 2010 is 36.0 weeks.

### Household Characteristics



There are 250 private dwellings occupied by a Métis single household, out of which 16.0% need major repairs, no Métis household reported have more than one person per room, and no Métis household reported to be not suitable.

### Shelter Costs



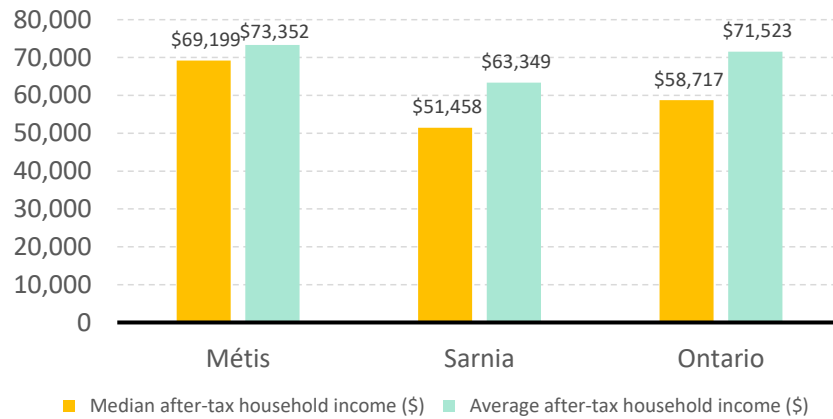
The number of Métis households spending 30% or more of household total income on shelter costs is 30, which is 12.0%

of the total private dwellings occupied by an Métis household, compared to 24.3% of the total population in Sarnia and 26.7% of the total population in Ontario.

# Sarnia, ON

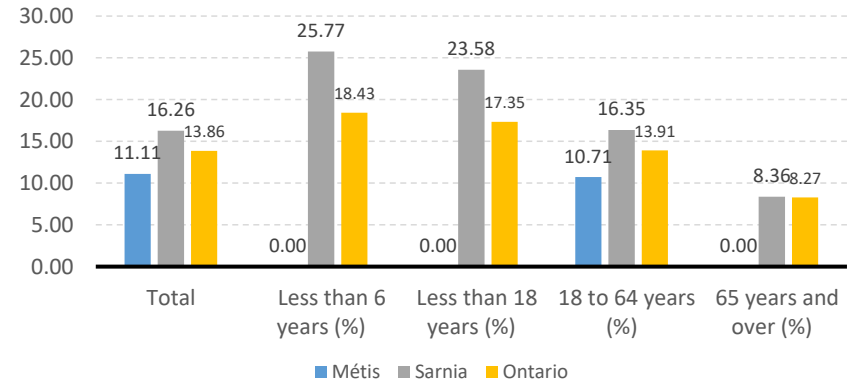
## Income

After-Tax Income of Households in 2010



For Métis singles, median after-tax household income is \$69,199, and average after-tax household income is \$73,352. Métis has higher median and average after-tax income than Sarnia and Ontario.

Prevalence of Low Income in 2010 Based On After-Tax Low-Income Measure (%)



The prevalence of low income based on after-tax low-income measure is 11.11%.

The percentage of low income is 10.71% for people from 18 to 64 years old, and no Métis household reported low income in other age groups.