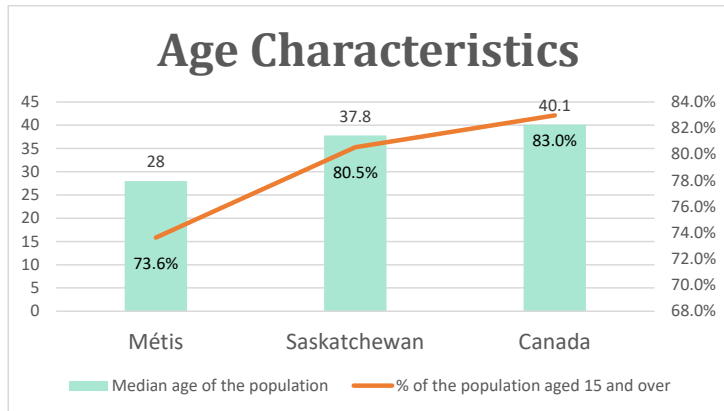


# Saskatchewan, CA

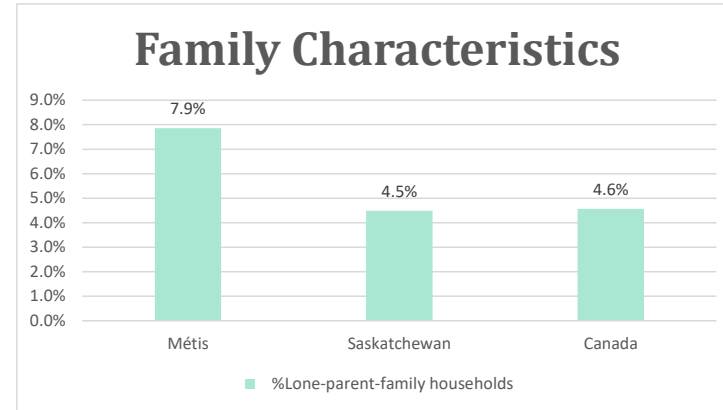
Geo\_Code: 47

(Source: National Household survey 2011)

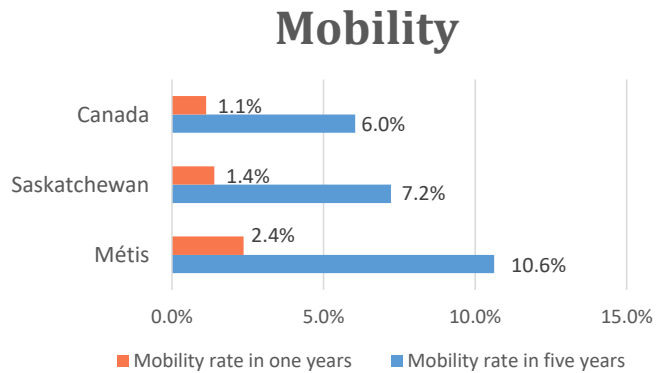
The total population reported with Métis single identity is 52,450 (Total Métis household is 27,575), representing 33% of Aboriginal people, accounting for 5.2% of the total population in Saskatchewan.



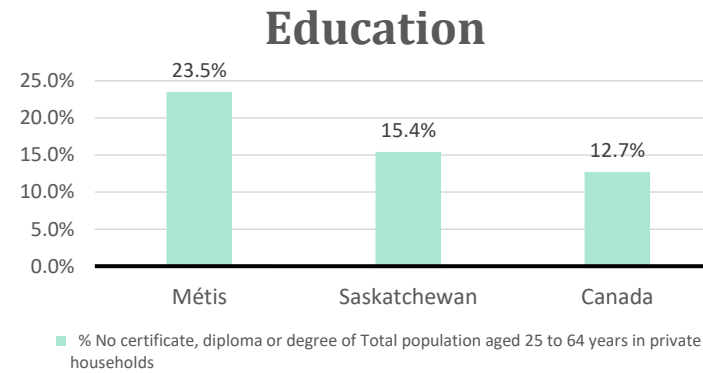
For Métis single identity population, the median age is 28.0 years old, with 73.6% of the population aged 15 and over. As for the total population, the median age is 37.8 in Saskatchewan and 40.1 years old in Canada, with 80.5% and 83.0% population aged 15 and over respectively.



The number of Métis single lone parents household is 4120, accounting for 7.9% of the total Métis single private households.



1210 Métis households moved in last year (2.4%), 5040 Métis households moved in the past 5 years (10.6%).



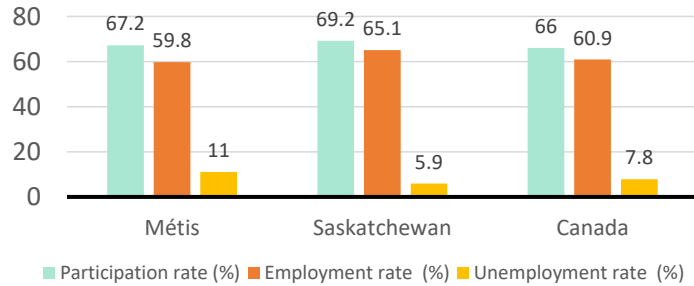
For population aged from 25 to 64 years, 23.5% Métis compared to 15.4% in Saskatchewan and 12.7% in Canada have no certificate, diploma or degree.

For Métis aged from 25 to 34, 19.5% Métis reported to have no certificate, diploma or degree.

# Saskatchewan, CA

## Labor Force & Housing Statistics

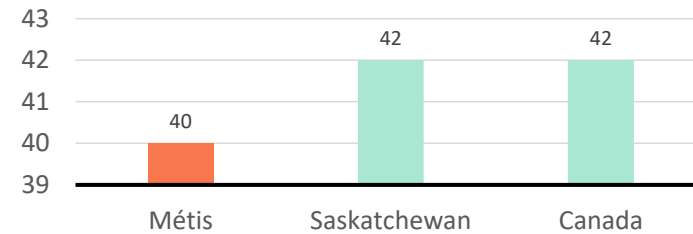
### Labour Force Status



Métis participation rate is 67.2%, employment rate is 59.8%, and unemployment rate is 11.0%.

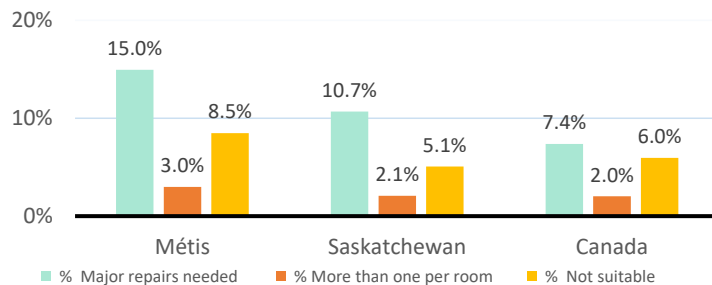
While the participation rate is lower compared with total population in Saskatchewan and higher than Canada (69.2% and 66.0%), unemployment rate is higher than Saskatchewan and Canada.

### Average Weeks Worked in 2010



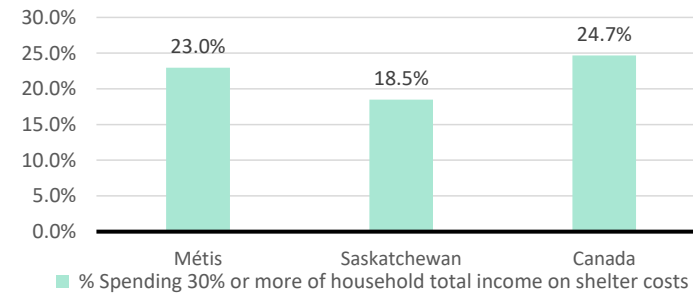
The average weeks worked in 2010 is 40.0 weeks.

### Household Characteristics



There are 27575 private dwellings occupied by a Métis single household, out of which 15.0% need major repairs, 3.0% have more than one person per room, and 8.5% Métis household reported to be not suitable.

### Shelter Costs



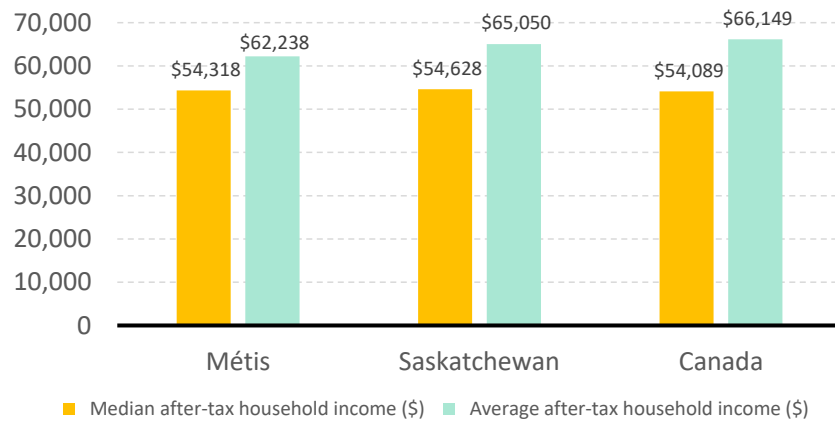
The number of Métis households spending 30% or more of household total income on shelter costs is 6330, which is 23.0%

of the total private dwellings occupied by a Métis household, compared to 18.5% of the total population in Saskatchewan and 24.7% of the total population in Canada.

# Saskatchewan, CA

## Income

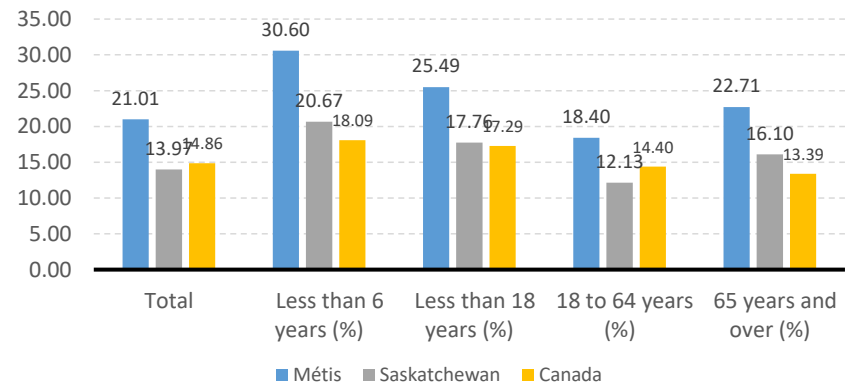
After-Tax Income of Households in 2010



For Métis singles, median after-tax household income is \$54,318, and average after-tax household income is

\$62,238. Métis has lower median and average after-tax income than Saskatchewan, and higher median and lower average after-tax income than Canada.

Prevalence of Low Income in 2010 Based On After-Tax Low-Income Measure (%)



The prevalence of low income based on after-tax low-income measure is 21.01%.

The percentage of low income is 25.49% for people less than 18 years old, 30.60% for people less than 6 years old, 18.40% for people from 18 to 64 years old, and 22.71% for people over 65 years old.