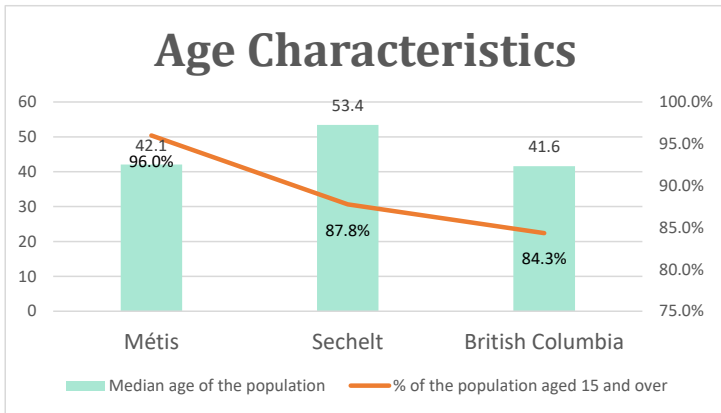


# Sechelt, BC

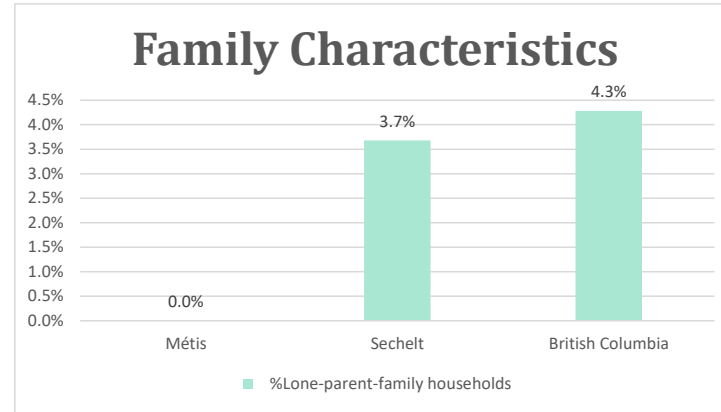
Geo\_Code: 5929011

(Source: National Household survey 2011)

The total population reported with Métis single identity is 250 (Total Métis household is 135), representing 76% of Aboriginal people, accounting for 2.7% of the total population in Sechelt.

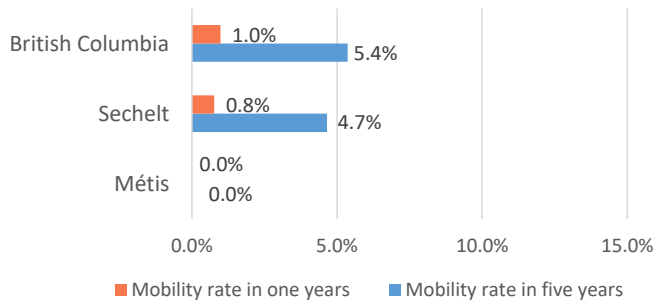


For Métis single identity population, the median age is 42.1 years old, with 96.0% of the population aged 15 and over. As for the total population, the median age is 53.4 in Sechelt and 41.6 years old in British Columbia, with 87.8% and 84.3% population aged 15 and over respectively.



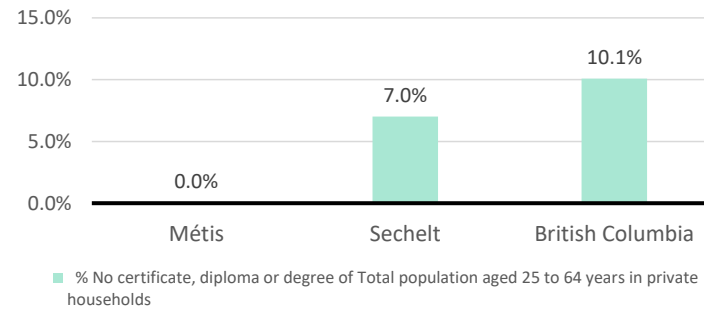
No Métis single lone parents household reported to the survey.

## Mobility



No Métis households reported moving in for the last 5 years.

## Education



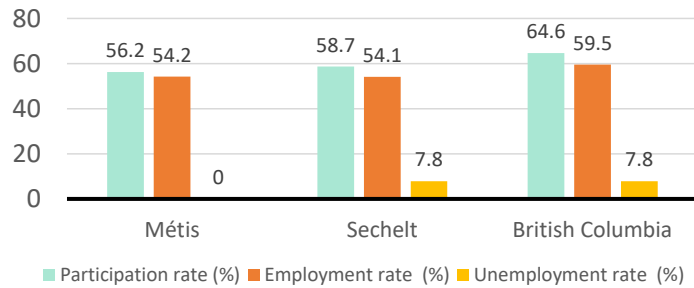
For population aged from 25 to 64 years, no Métis reported have no certificate, diploma or degree.

For Métis aged from 25 to 34, no Métis reported have no certificate, diploma or degree.

# Sechelt, BC

## Labor Force & Housing Statistics

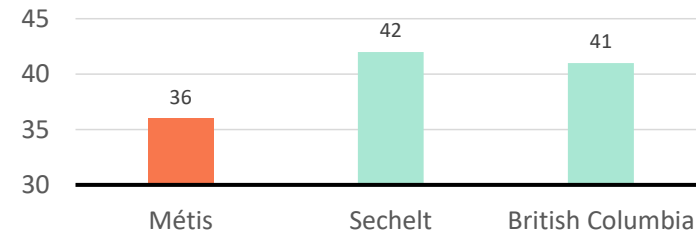
### Labour Force Status



Métis participation rate is 56.2%, employment rate is 54.2%, and unemployment rate is 0.0%.

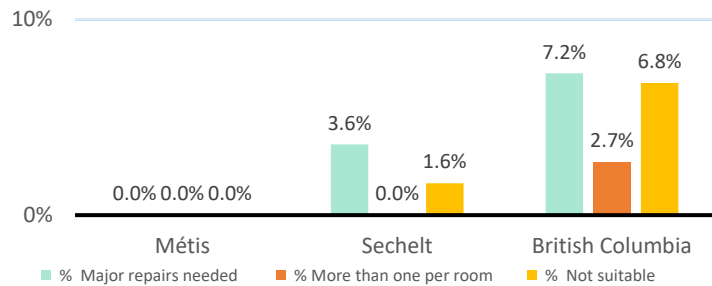
While the participation rate is lower compared with total population in Sechelt and British Columbia (58.7% and 64.6%), no Métis reported unemployment.

### Average Weeks Worked in 2010



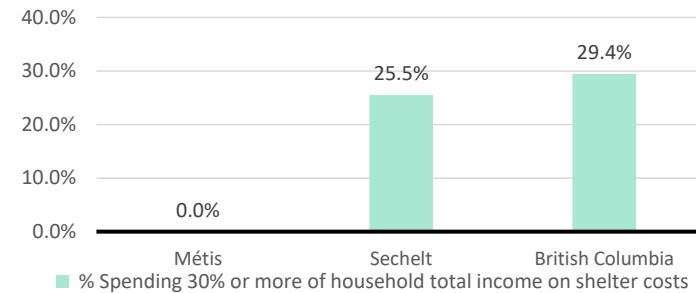
The average weeks worked in 2010 is 36.0 weeks.

### Household Characteristics



There are 135 private dwellings occupied by a Métis single household, out of which no Métis single household reported need major repairs, have more than one person per room, or not suitable.

### Shelter Costs



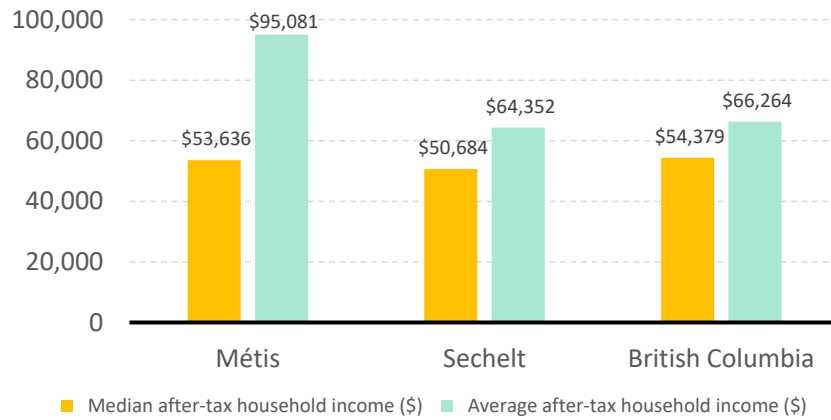
No Métis households reported spending 30% or more of household total income on shelter costs,

No Métis households reported spending 30% or more of household total income on shelter costs,

# Sechelt, BC

## Income

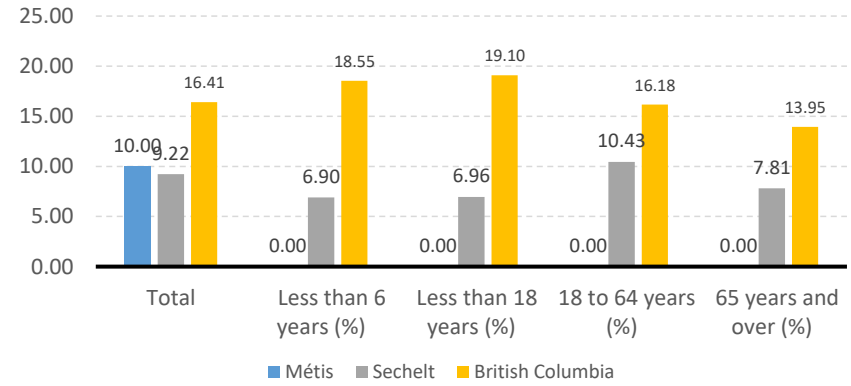
After-Tax Income of Households in 2010



For Métis singles, median after-tax household income is \$53,636, and average after-tax household income is

\$95,081. Métis has higher median and average after-tax income than Sechelt, and lower median and higher average after-tax income than British Columbia.

Prevalence of Low Income in 2010 Based On After-Tax Low-Income Measure (%)



The prevalence of low income based on after-tax low-income measure is 10.00%.

No Métis household reported low income in Sechelt.