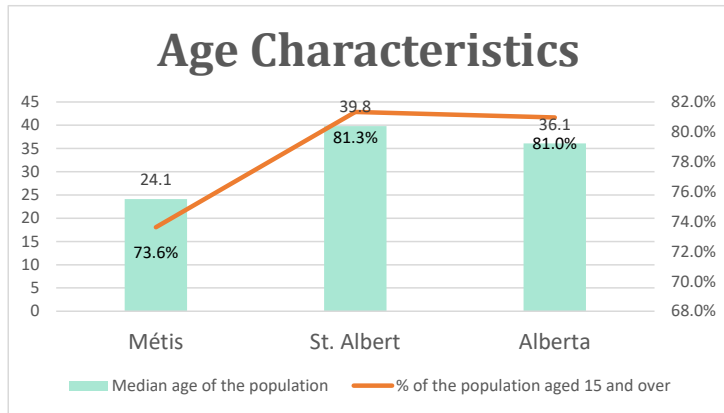


St. Albert, AB

Geo_Code: 4811062

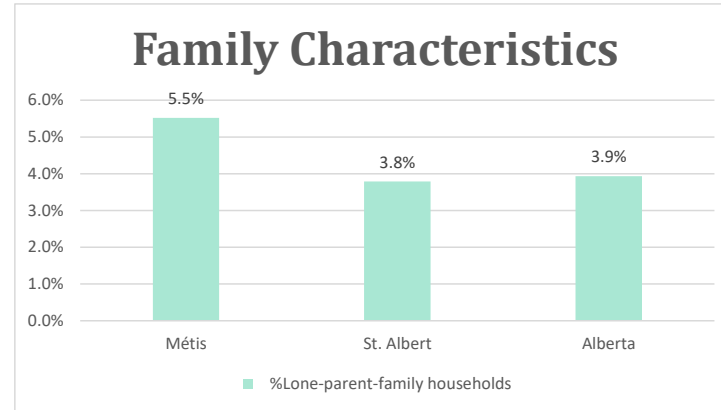
(Source: National Household survey 2011)

The total population reported with Métis single identity is 1,630 (Total Métis household is 775), representing 74% of Aboriginal people, accounting for 2.7% of the total population in St. Albert.



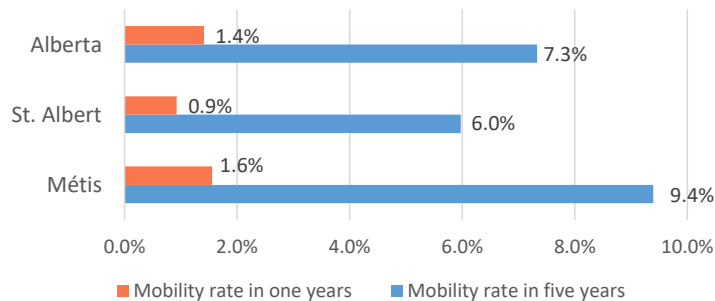
For Métis single identity population, the median age is 24.1 years old, with 73.6% of the population aged 15 and over. As for the total population, the median age is 39.8 in St. Albert and

36.1 years old in Alberta, with 81.3% and 81.0% population aged 15 and over respectively.



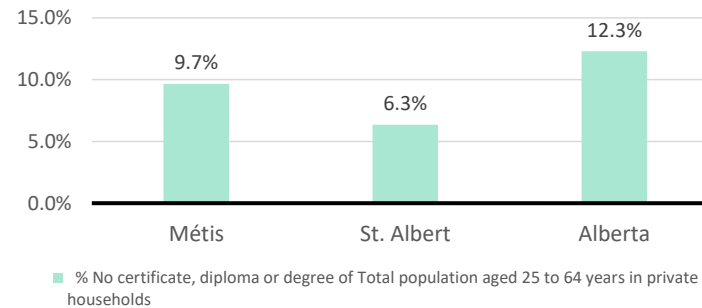
The number of Métis single lone parents household is 90, accounting for 5.5% of the total Métis single private households.

Mobility



25 Métis households moved in last year (1.6%), 140 Métis households moved in the past 5 years (9.4%).

Education



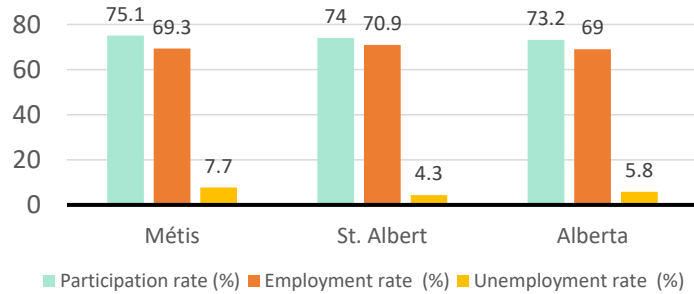
For population aged from 25 to 64 years, 9.7% Métis compared to 6.3% in St. Albert and 12.3% in Alberta have no certificate, diploma or degree.

For Métis aged from 25 to 34, 6.3% Métis reported to have no certificate, diploma or degree.

St. Albert, AB

Labor Force & Housing Statistics

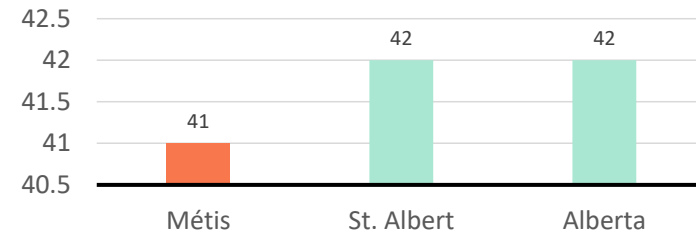
Labour Force Status



Métis participation rate is 75.1%, employment rate is 69.3%, and unemployment rate is 7.7%.

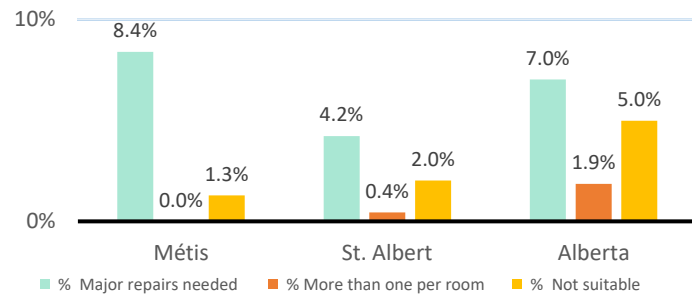
While the participation rate is higher compared with total population in St. Albert and Alberta (74.0% and 73.2%), unemployment rate is also higher.

Average Weeks Worked in 2010



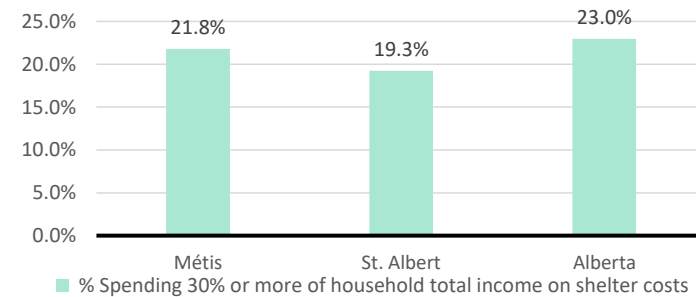
The average weeks worked in 2010 is 41.0 weeks.

Household Characteristics



There are 775 private dwellings occupied by a Métis single household, out of which 8.4% need major repairs, no Métis household reported have more than one person per room, and 1.3% Métis household reported to be not suitable.

Shelter Costs



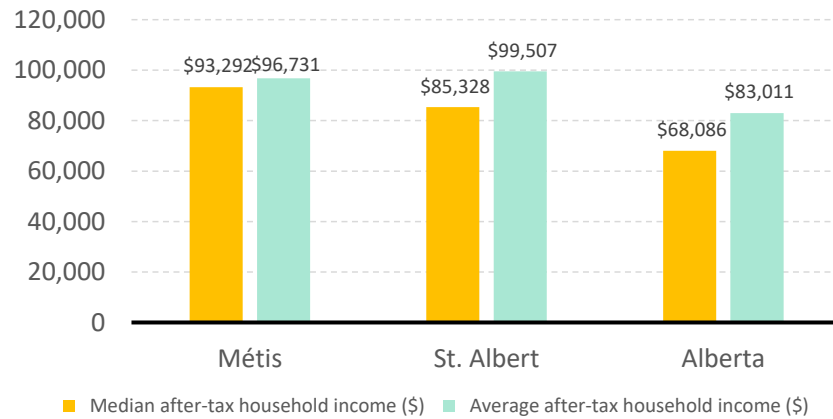
The number of Métis households spending 30% or more of household total income on shelter costs is 170, which is 21.8%

of the total private dwellings occupied by a Métis household, compared to 19.3% of the total population in St. Albert and 23.0% of the total population in Alberta.

St. Albert, AB

Income

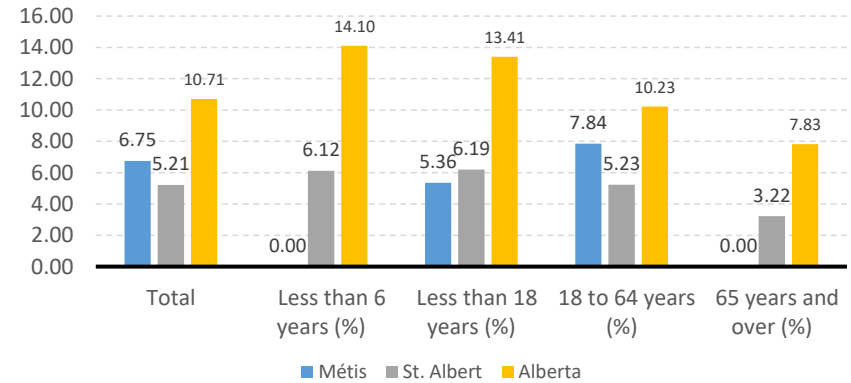
After-Tax Income of Households in 2010



For Métis singles, median after-tax household income is \$93,292, and average after-tax household income is

\$96,731. Métis has higher median and lower average after-tax income than St. Albert, and higher median and average after-tax income than Alberta.

Prevalence of Low Income in 2010 Based On After-Tax Low-Income Measure (%)



The prevalence of low income based on after-tax low-income measure is 6.75%.

The percentage of low income is 5.36% for people less than 18 years old, 0.00% for people less than 6 years old, 7.84% for people from 18 to 64 years old, and 0.00% for people over 65 years old.