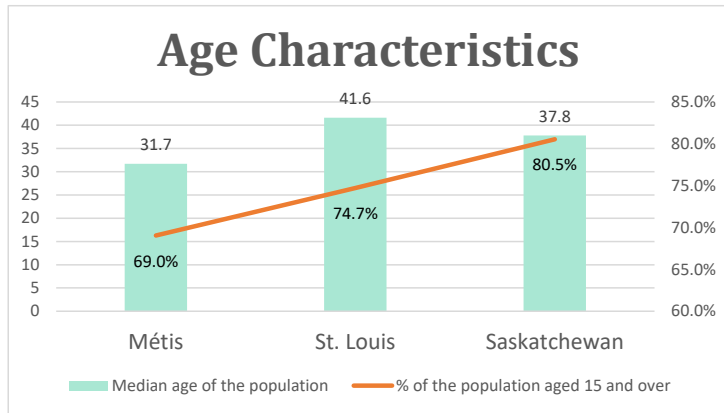


St. Louis, SK

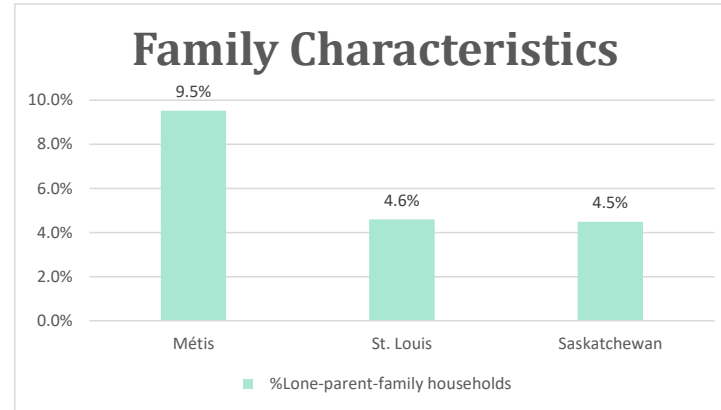
Geo_Code: 4715059

(Source: National Household survey 2011)

The total population reported with Métis single identity is 210 (Total Métis household is 90), representing 86% of Aboriginal people, accounting for 48.3% of the total population in St. Louis.

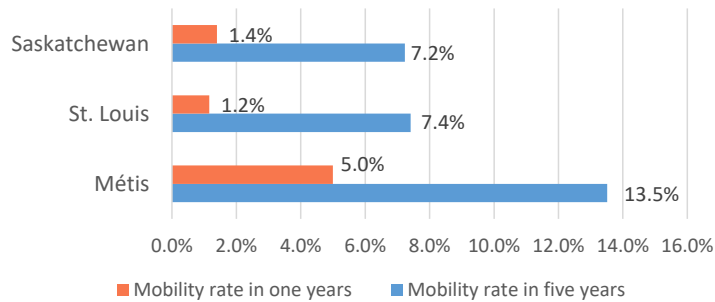


For Métis single identity population, the median age is 31.7 years old, with 69.0% of the population aged 15 and over. As for the total population, the median age is 41.6 in St. Louis and 37.8 years old in Saskatchewan, with 74.7% and 80.5% population aged 15 and over respectively.



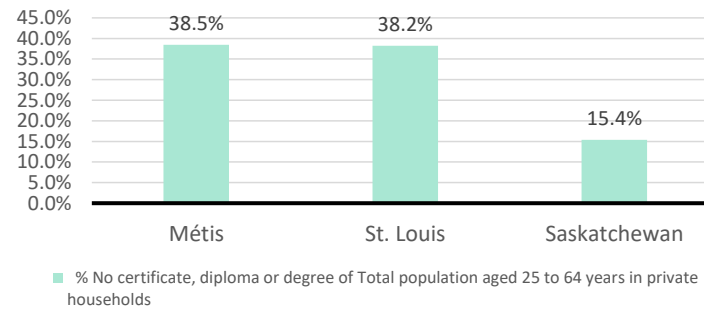
The number of Métis single lone parents household is 20, accounting for 9.5% of the total Métis single private households.

Mobility



10 Métis households moved in last year (5.0%), 25 Métis households moved in the past 5 years (13.5%).

Education



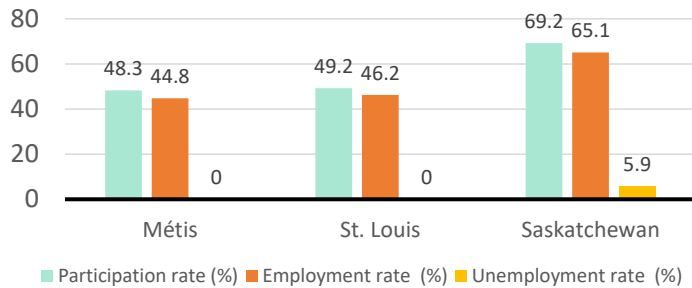
For population aged from 25 to 64 years, 38.5% Métis compared to 38.2% in St. Louis and 15.4% in Saskatchewan have no certificate, diploma or degree.

For Métis aged from 25 to 34, no Métis reported have no certificate, diploma or degree.

St. Louis, SK

Labor Force & Housing Statistics


Labour Force Status



Métis participation rate is 48.3%, employment rate is 44.8%, and unemployment rate is 0.0%.

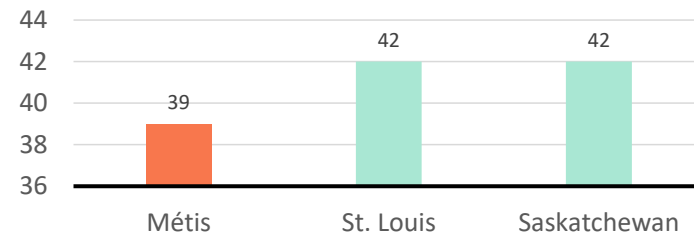
While the participation rate is lower compared with total population in St. Louis and Saskatchewan (49.2% and 69.2%), no Métis reported unemployment.

Household Characteristics



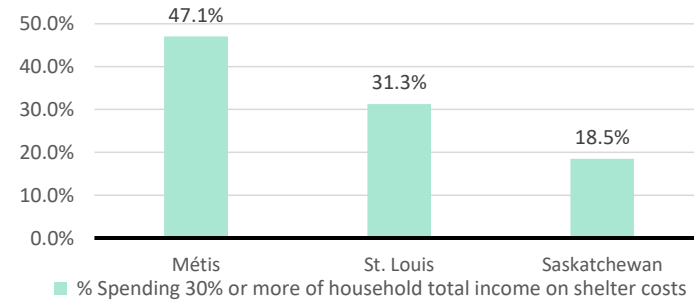
There are 90 private dwellings occupied by a Métis single household, out of which no Métis single household reported need major repairs, have more than one person per room, or not suitable.

Average Weeks Worked in 2010



The average weeks worked in 2010 is 39.0 weeks.

Shelter Costs



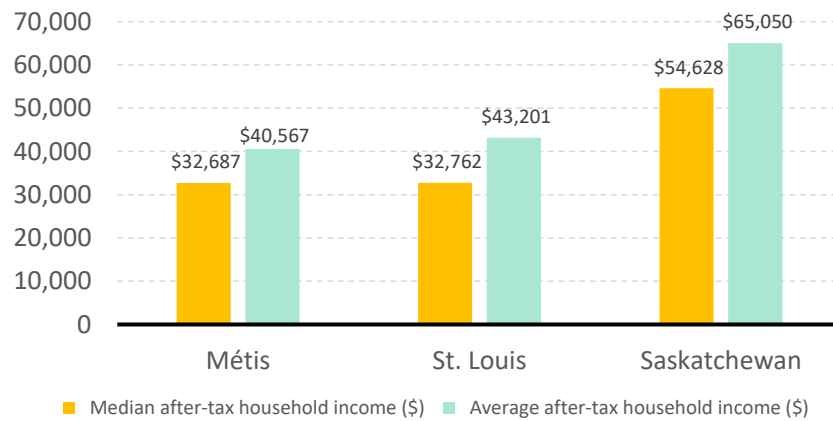
The number of Métis households spending 30% or more of household total income on shelter costs is 40, which is 47.1%

of the total private dwellings occupied by a Métis household, compared to 31.3% of the total population in St. Louis and 18.5% of the total population in

St. Louis, SK

Income

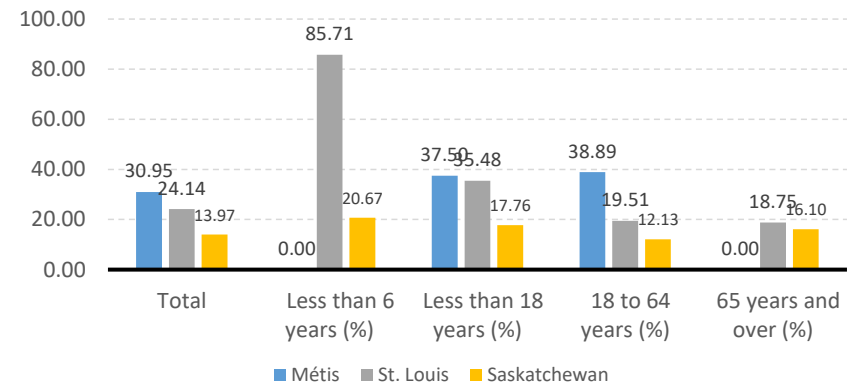
After-Tax Income of Households in 2010



For Métis singles, median after-tax household income is \$32,687, and average after-tax household income is

\$40,567. Métis has lower median and average after-tax income than St. Louis and Saskatchewan.

Prevalence of Low Income in 2010 Based On After-Tax Low-Income Measure (%)



The prevalence of low income based on after-tax low-income measure is 30.95%.

The percentage of low income is 37.50% for people less than 18 years old, 0.00% for people less than 6 years old, 38.89% for people from 18 to 64 years old, and 0.00% for people over 65 years old.