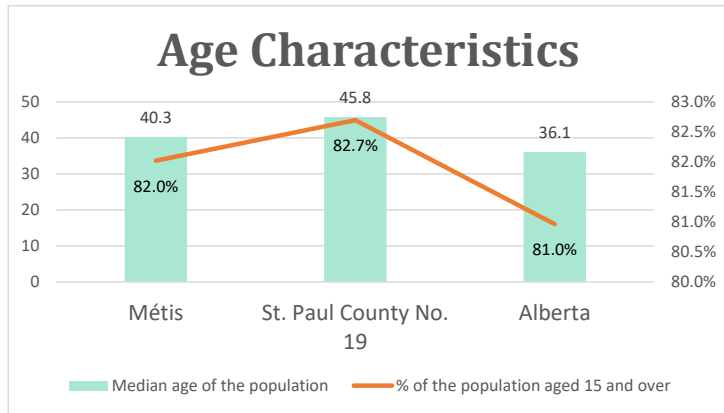


St. Paul County No. 19, AB

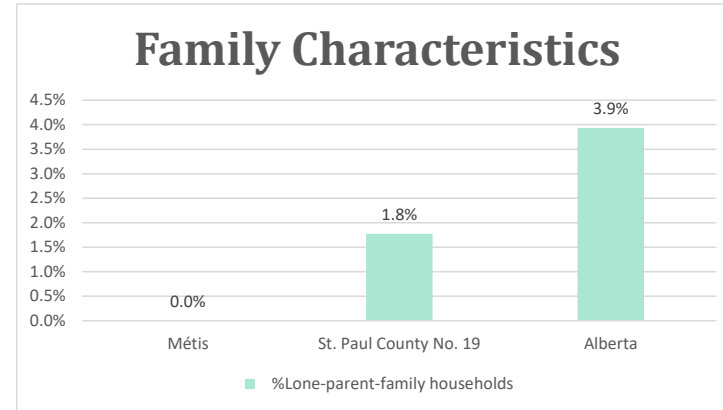
Geo_Code: 4812014

(Source: National Household survey 2011)

The total population reported with Métis single identity is 445 (Total Métis household is 195), representing 68% of Aboriginal people, accounting for 7.9% of the total population in St. Paul County No. 19.

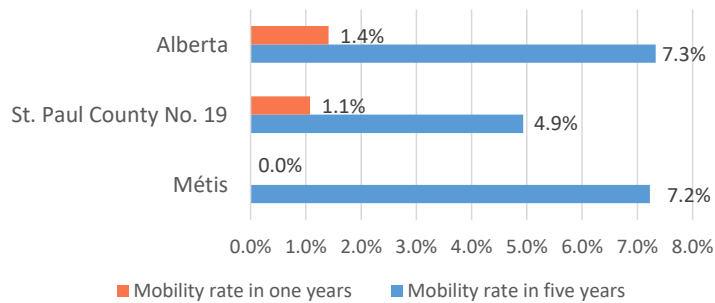


For Métis single identity population, the median age is 40.3 years old, with 82.0% of the population aged 15 and over. As for the total population, the median age is 45.8 in St. Paul County No. 19 and 36.1 years old in Alberta, with 82.7% and 81.0% population aged 15 and over respectively.



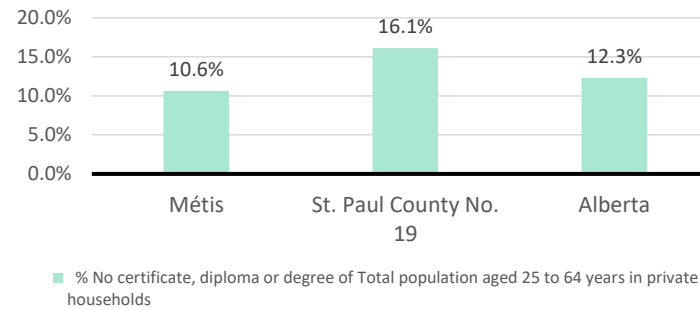
No Métis single lone parents household reported to the survey.

Mobility



No Métis households reported moving in for the last year. 30 Métis households moved in the past 5 years (7.2%).

Education



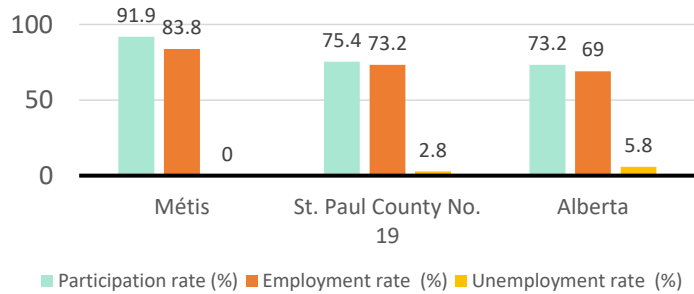
For population aged from 25 to 64 years, 10.6% Métis compared to 16.1% in St. Paul County No. 19 and 12.3% in Alberta have no certificate, diploma or degree.

For Métis aged from 25 to 34, no Métis reported have no certificate, diploma or degree.

St. Paul County No. 19, AB

Labor Force & Housing Statistics

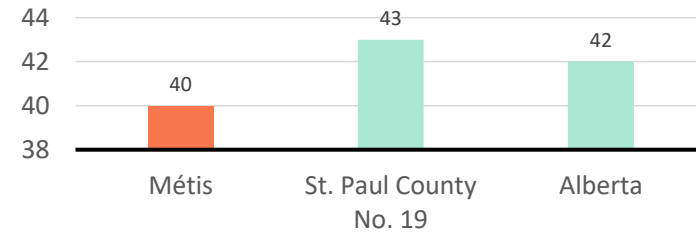
Labour Force Status



Métis participation rate is 91.9%, employment rate is 83.8%, and unemployment rate is 0.0%.

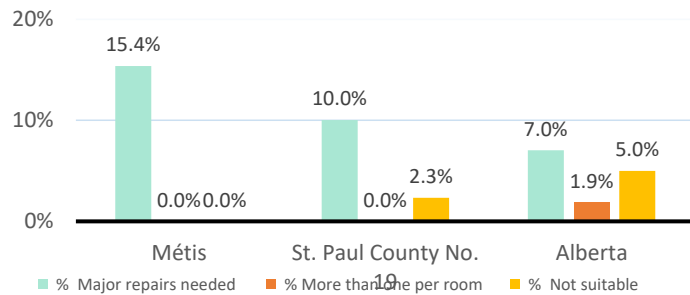
While the participation rate is higher compared with total population in St. Paul County No. 19 and Alberta (75.4% and 73.2%), no Métis reported unemployment.

Average Weeks Worked in 2010



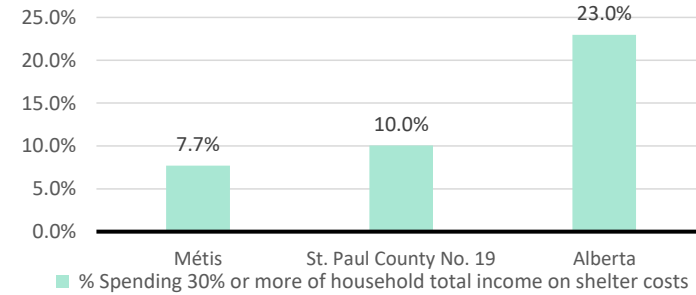
The average weeks worked in 2010 is 40.0 weeks.

Household Characteristics



There are 195 private dwellings occupied by a Métis single household, out of which 15.4% need major repairs, no Métis household reported have more than one person per room, and no Métis household reported to be not suitable.

Shelter Costs



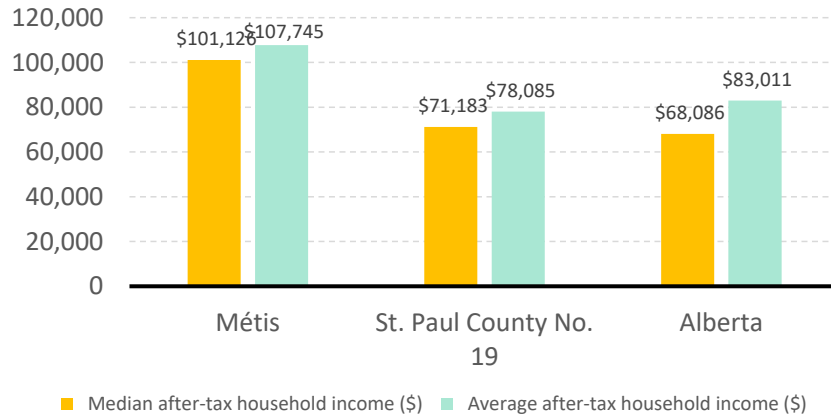
The number of Métis households spending 30% or more of household total income on shelter costs is 15, which is 7.7%

of the total private dwellings occupied by a Métis household, compared to 10.0% of the total population in St. Paul County No. 19 and 23.0% of the total population in Alberta.

St. Paul County No. 19, AB

Income

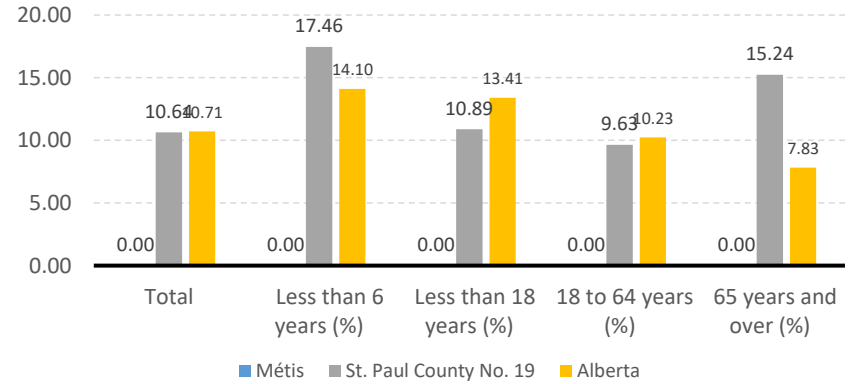
After-Tax Income of Households in 2010



For Métis singles, median after-tax household income is \$101,126, and average after-tax household income is

\$107,745. Métis has higher median and average after-tax income than St. Paul County No. 19 and Alberta.

Prevalence of Low Income in 2010 Based On After-Tax Low-Income Measure (%)



The prevalence of low income based on after-tax low-income measure is 0.00%.

No Métis household reported low income in St. Paul County No. 19.