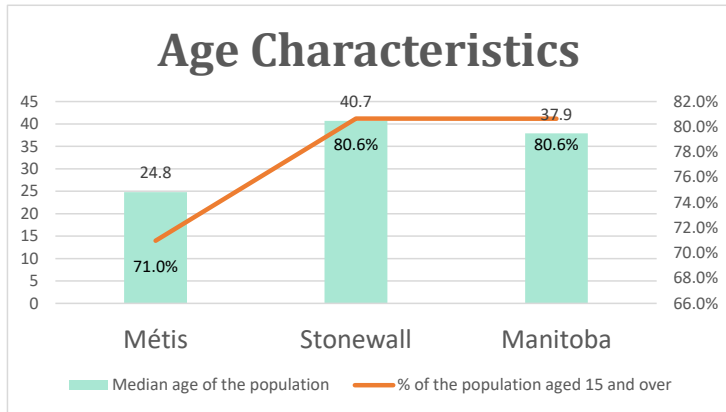


# Stonewall, MB

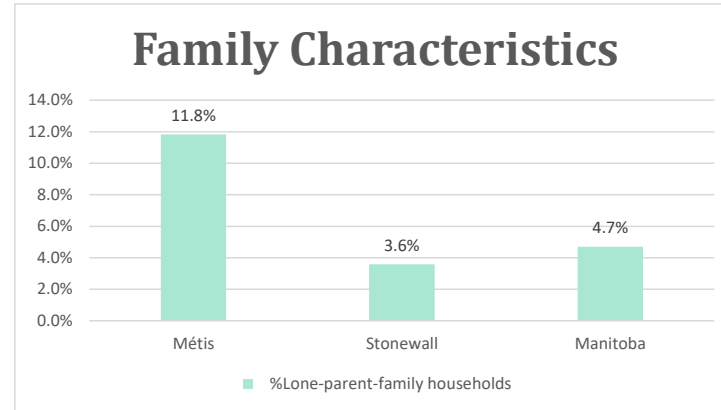
Geo\_Code: 4614039

(Source: National Household survey 2011)

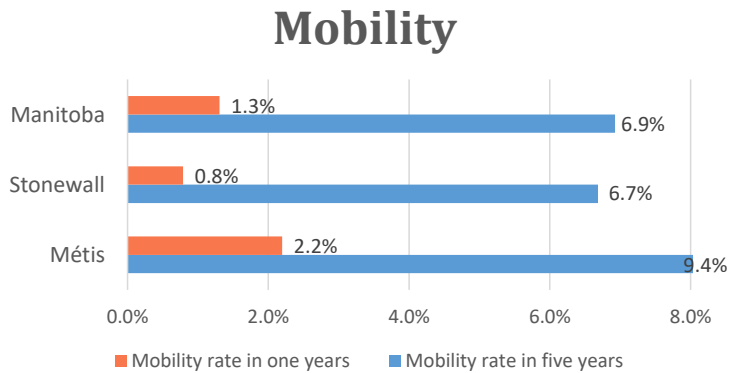
The total population reported with Métis single identity is 465 (Total Métis household is 230), representing 81% of Aboriginal people, accounting for 10.4% of the total population in Stonewall.



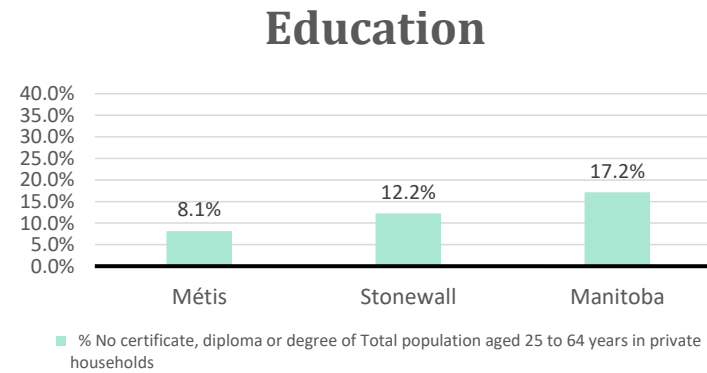
For Métis single identity population, the median age is 24.8 years old, with 71.0% of the population aged 15 and over. As for the total population, the median age is 40.7 in Stonewall and 37.9 years old in Manitoba, with 80.6% and 80.6% population aged 15 and over respectively.



The number of Métis single lone parents household is 55, accounting for 11.8% of the total Métis single private households.



10 Métis households moved in last year (2.2%), 40 Métis households moved in the past 5 years (9.4%).



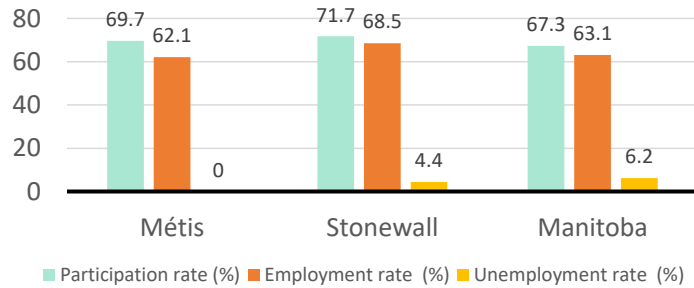
For population aged from 25 to 64 years, 8.1% Métis compared to 12.2% in Stonewall and 17.2% in Manitoba have no certificate, diploma or degree.

For Métis aged from 25 to 34, no Métis reported have no certificate, diploma or degree.

# Stonewall, MB

## Labor Force & Housing Statistics

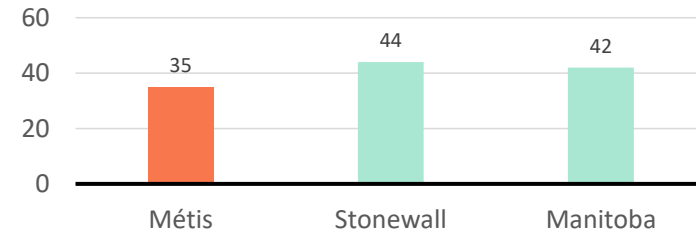
### Labour Force Status



Métis participation rate is 69.7%, employment rate is 62.1%, and unemployment rate is 0.0%.

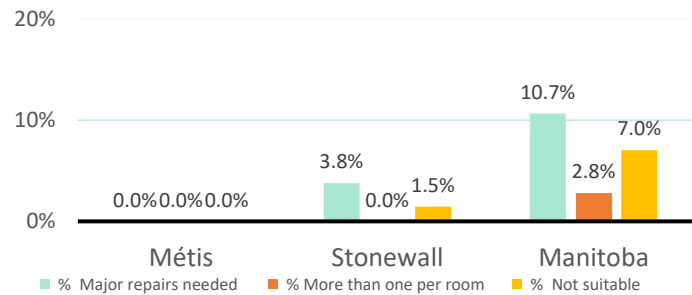
While the participation rate is lower compared with total population in Stonewall and higher than Manitoba (71.7% and 67.3%), no Métis reported unemployment.

### Average Weeks Worked in 2010



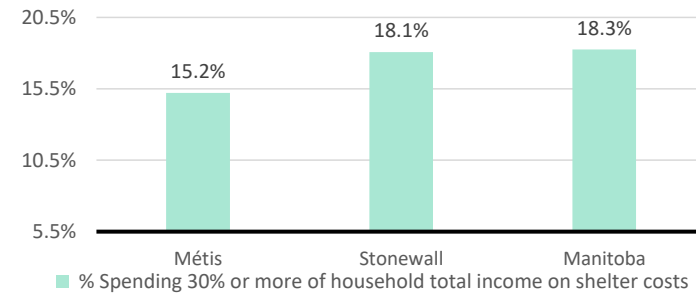
The average weeks worked in 2010 is 35.0 weeks.

### Household Characteristics



There are 230 private dwellings occupied by a Métis single household, out of which no Métis single household reported need major repairs, have more than one person per room, or not suitable.

### Shelter Costs



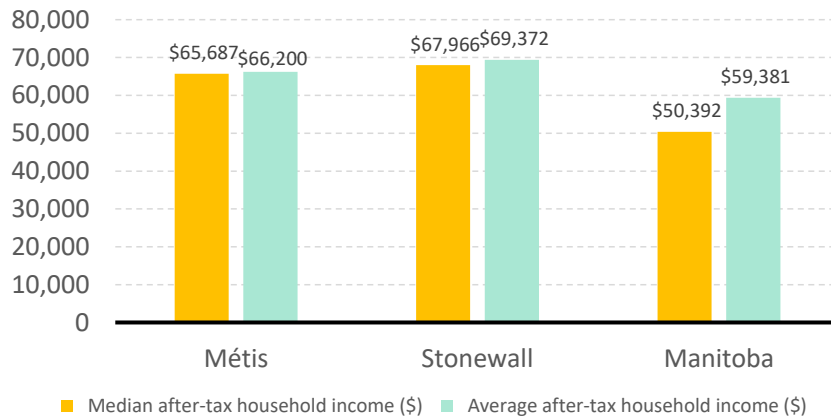
The number of Métis households spending 30% or more of household total income on shelter costs is 35,

of the total private dwellings occupied by an Métis household, compared to 18.1% of the total population in Stonewall and 18.3% of the total population in Manitoba.

# Stonewall, MB

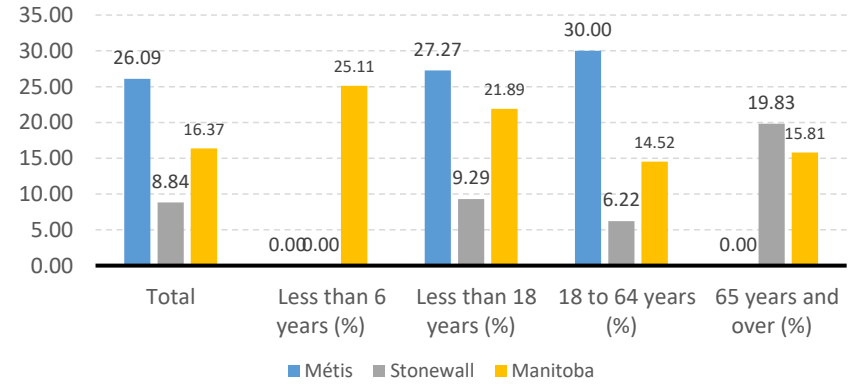
## Income

After-Tax Income of Households in 2010



For Métis singles, median after-tax household income is \$65,687, and average after-tax household income is \$66,200. Métis has lower median and average after-tax income than Stonewall, and higher median and average after-tax income than Manitoba.

Prevalence of Low Income in 2010 Based On After-Tax Low-Income Measure (%)



The prevalence of low income based on after-tax low-income measure is 26.09%.

The percentage of low income is 27.27% for people less than 18 years old, 0.00% for people less than 6 years old, 30.00% for people from 18 to 64 years old, and 0.00% for people over 65 years old.