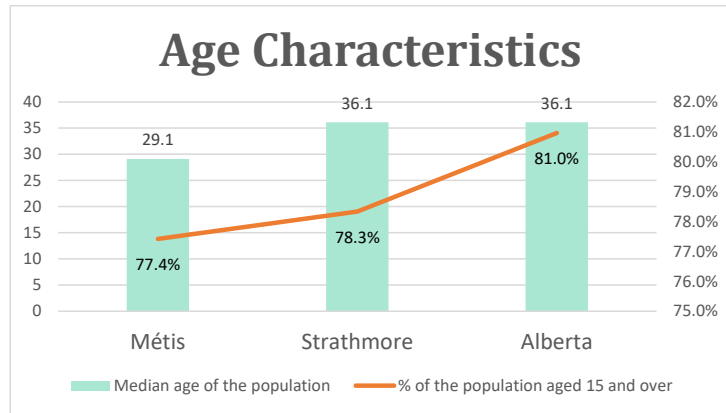


Strathmore, AB

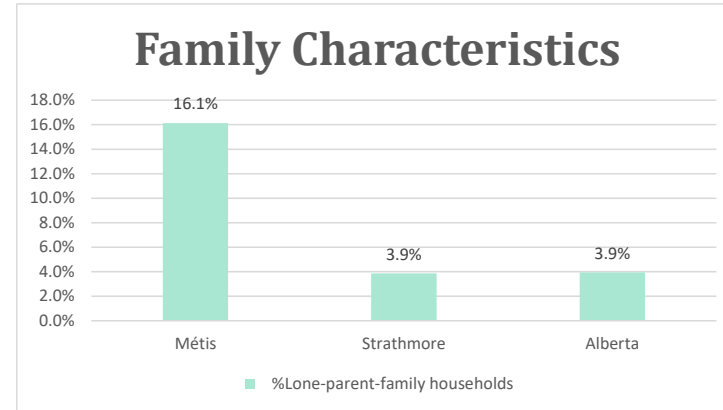
Geo_Code: 4805018

(Source: National Household survey 2011)

The total population reported with Métis single identity is 310 (Total Métis household is 170), representing 65% of Aboriginal people, accounting for 2.5% of the total population in Strathmore.

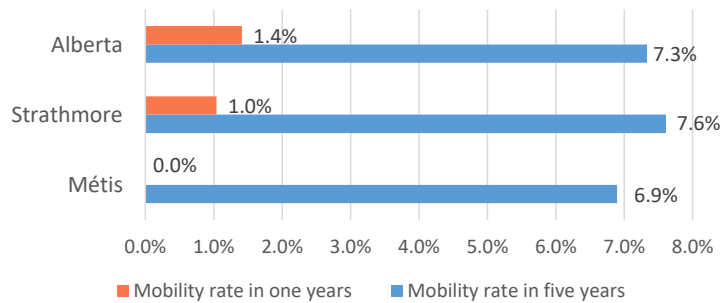


For Métis single identity population, the median age is 29.1 years old, with 77.4% of the population aged 15 and over. As for the total population, the median age is 36.1 in Strathmore and 36.1 years old in Alberta, with 78.3% and 81.0% population aged 15 and over respectively.



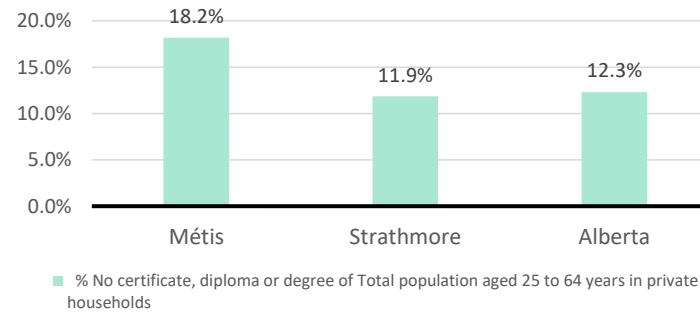
The number of Métis single lone parents household is 50, accounting for 16.1% of the total Métis single private households.

Mobility



No Métis households reported moving in for the last year. 20 Métis households moved in the past 5 years (6.9%).

Education



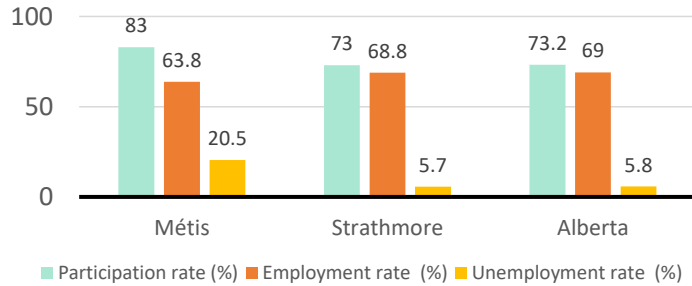
For population aged from 25 to 64 years, 18.2% Métis compared to 11.9% in Strathmore and 12.3% in Alberta have no certificate, diploma or degree.

For Métis aged from 25 to 34, 33.3% Métis reported to have no certificate, diploma or degree.

Strathmore, AB

Labor Force & Housing Statistics

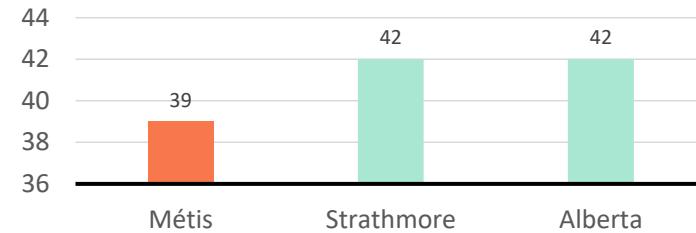
Labour Force Status



Métis participation rate is 83.0%, employment rate is 63.8%, and unemployment rate is 20.5%.

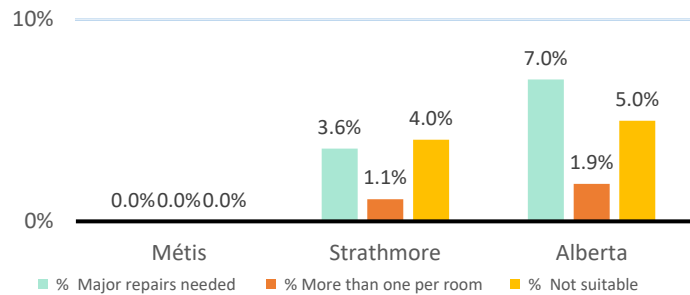
While the participation rate is higher compared with total population in Strathmore and Alberta (73.0% and 73.2%), unemployment rate is also higher.

Average Weeks Worked in 2010



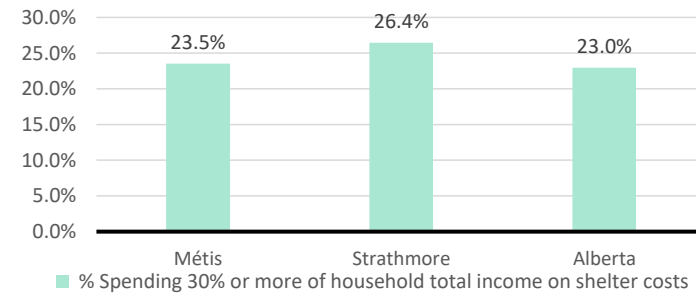
The average weeks worked in 2010 is 39.0 weeks.

Household Characteristics



There are 170 private dwellings occupied by a Métis single household, out of which no Métis single household reported need major repairs, have more than one person per room, or not suitable.

Shelter Costs



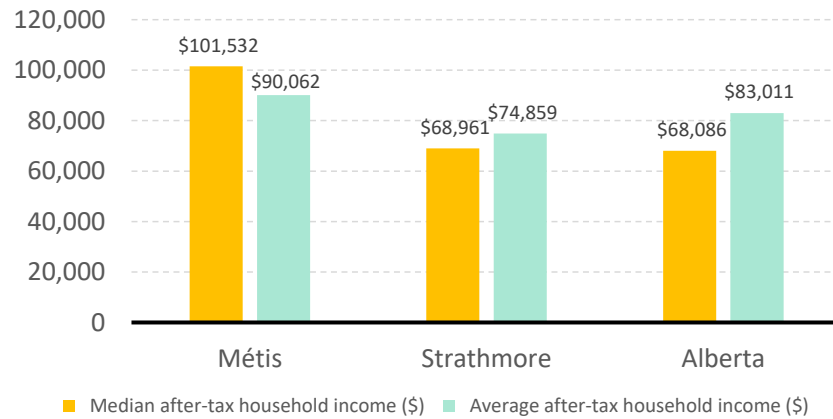
The number of Métis households spending 30% or more of household total income on shelter costs is 40, which is 23.5%

of the total private dwellings occupied by a Métis household, compared to 26.4% of the total population in Strathmore and 23.0% of the total population in Alberta.

Strathmore, AB

Income

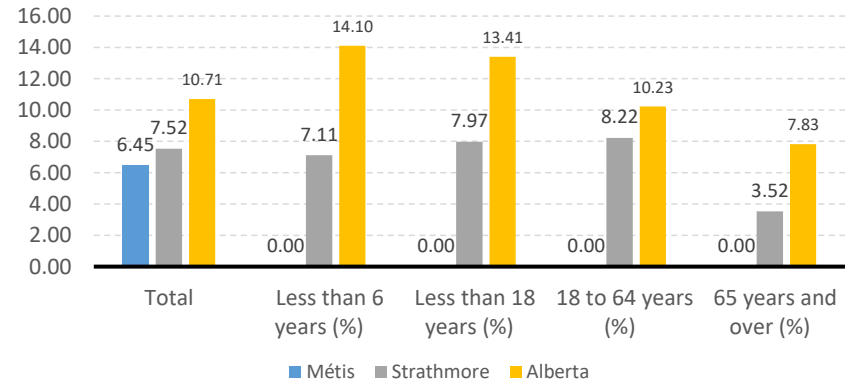
After-Tax Income of Households in 2010



For Métis singles, median after-tax household income is \$101,532, and average after-tax household income is

\$90,062. Métis has higher median and average after-tax income than Strathmore and Alberta.

Prevalence of Low Income in 2010 Based On After-Tax Low-Income Measure (%)



The prevalence of low income based on after-tax low-income measure is 6.45%.

No Métis household reported low income in Strathmore.