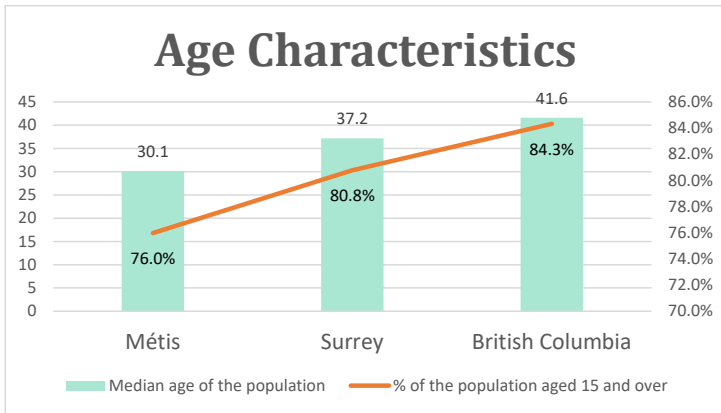


Surrey, BC

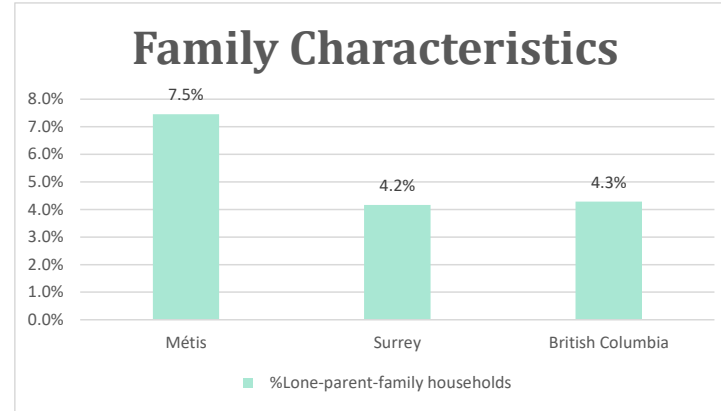
Geo_Code: 5915004

(Source: National Household survey 2011)

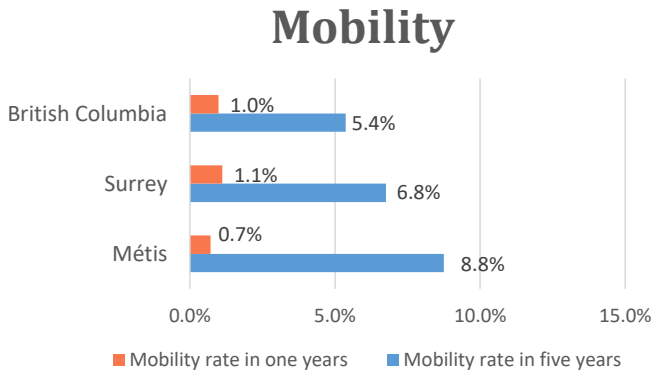
The total population reported with Métis single identity is 4,225 (Total Métis household is 2,395), representing 39% of Aboriginal people, accounting for 0.9% of the total population in Surrey.



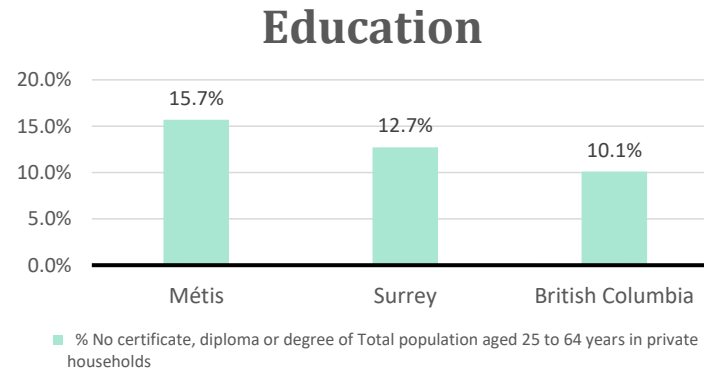
For Métis single identity population, the median age is 30.1 years old, with 76.0% of the population aged 15 and over. As for the total population, the median age is 37.2 in Surrey and 41.6 years old in British Columbia, with 80.8% and 84.3% population aged 15 and over respectively.



The number of Métis single lone parents household is 315, accounting for 7.5% of the total Métis single private households.



30 Métis households moved in last year (0.7%), 340 Métis households moved in the past 5 years (8.8%).



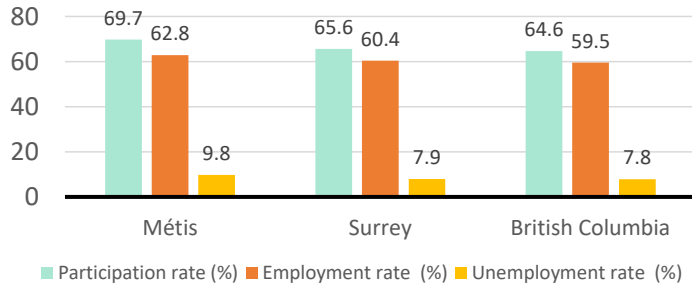
For population aged from 25 to 64 years, 15.7% Métis compared to 12.7% in Surrey and 10.1% in British Columbia have no certificate, diploma or degree.

For Métis aged from 25 to 34, 11.8% Métis reported to have no certificate, diploma or degree.

Surrey, BC

Labor Force & Housing Statistics

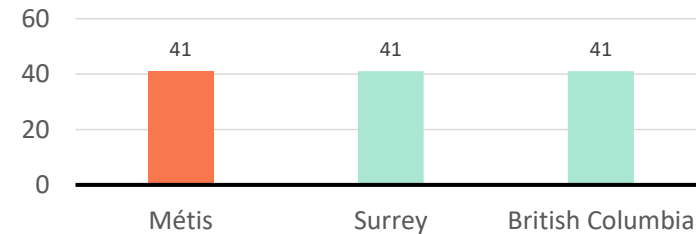
Labour Force Status



Métis participation rate is 69.7%, employment rate is 62.8%, and unemployment rate is 9.8%.

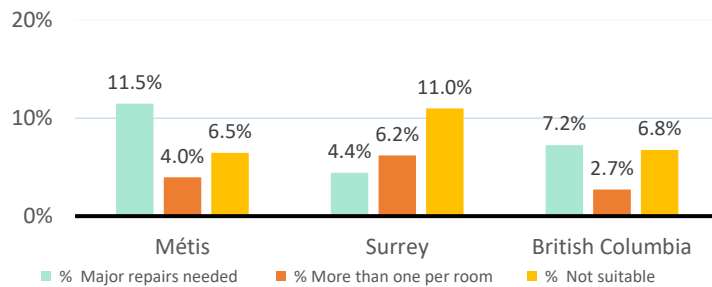
While the participation rate is higher compared with total population in Surrey and British Columbia (65.6% and 64.6%), unemployment rate is also higher.

Average Weeks Worked in 2010



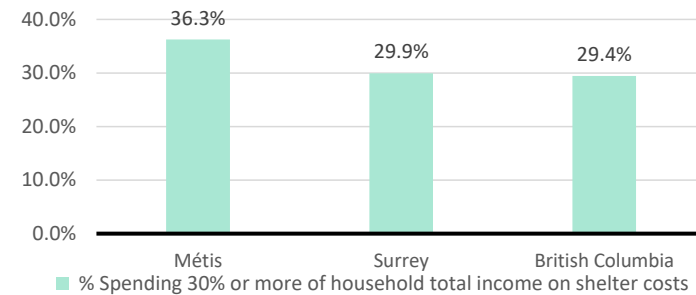
The average weeks worked in 2010 is 41.0 weeks.

Household Characteristics



There are 2395 private dwellings occupied by a Métis single household, out of which 11.5% need major repairs, 4.0% have more than one person per room, and 6.5% Métis household reported to be not suitable.

Shelter Costs



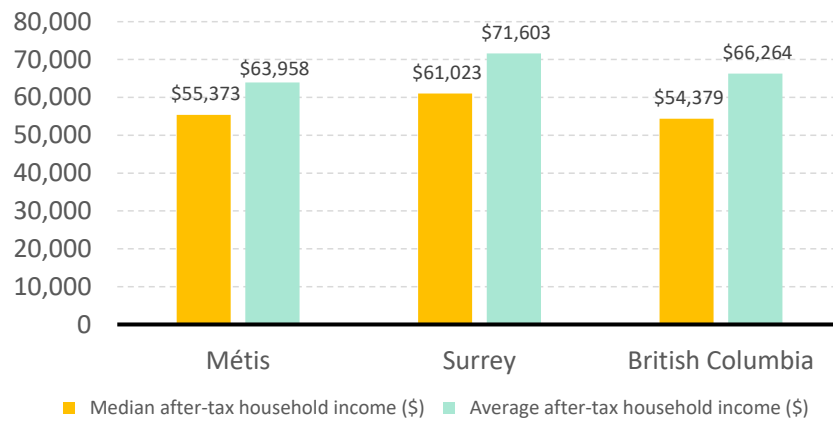
The number of Métis households spending 30% or more of household total income on shelter costs is 870, which is 36.3%

of the total private dwellings occupied by a Métis household, compared to 29.9% of the total population in Surrey and 29.4% of the total population in British Columbia.

Surrey, BC

Income

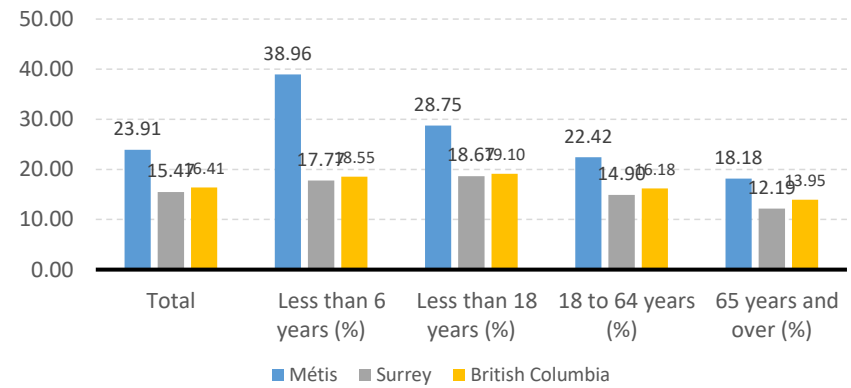
After-Tax Income of Households in 2010



For Métis singles, median after-tax household income is \$55,373, and average after-tax household income is

\$63,958. Métis has lower median and average after-tax income than Surrey, and higher median and lower average after-tax income than British Columbia.

Prevalence of Low Income in 2010 Based On After-Tax Low-Income Measure (%)



The prevalence of low income based on after-tax low-income measure is 23.91%.

The percentage of low income is 28.75% for people less than 18 years old, 38.96% for people less than 6 years old, 22.42% for people from 18 to 64 years old, and 18.18% for people over 65 years old.