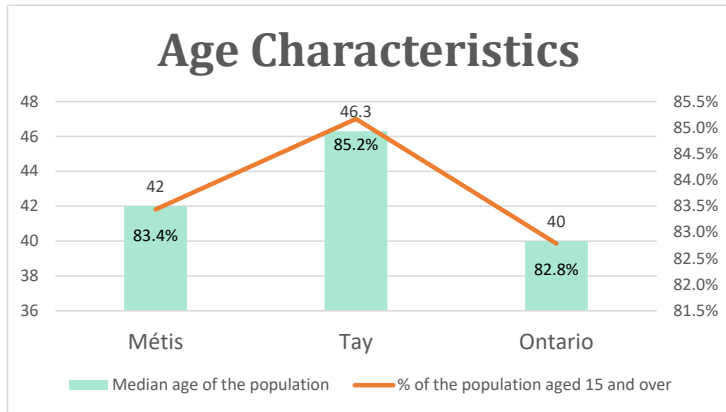


# Tay, ON

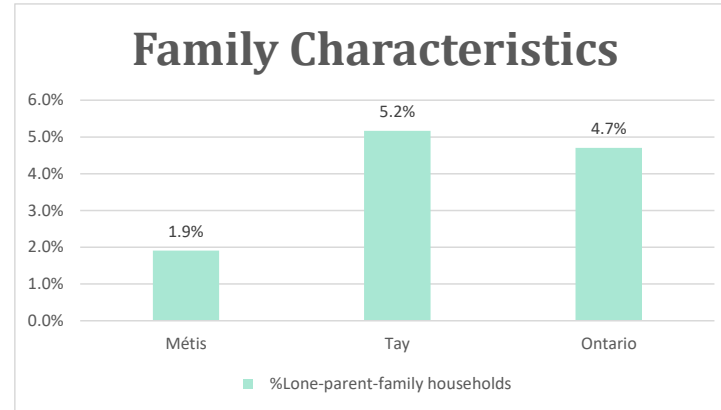
Geo\_Code: 3543071

(Source: National Household survey 2011)

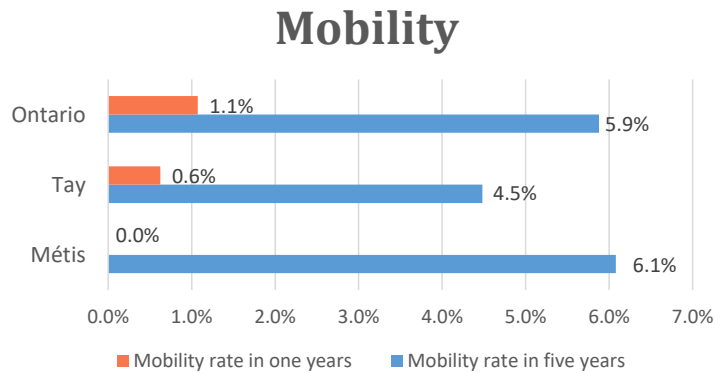
The total population reported with Métis single identity is 785 (Total Métis household is 495), representing 77% of Aboriginal people, accounting for 8.1% of the total population in Tay.



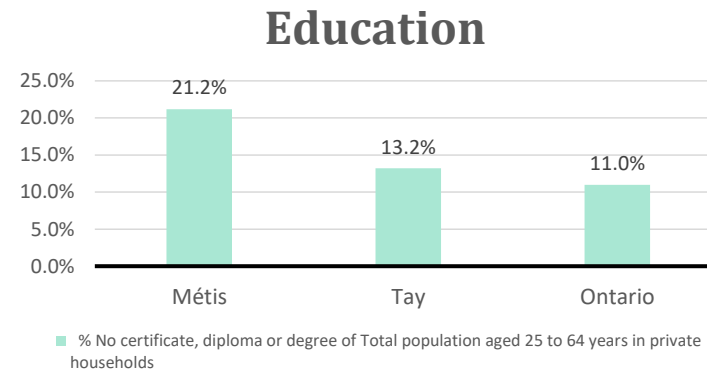
For Métis single identity population, the median age is 42.0 years old, with 83.4% of the population aged 15 and over. As for the total population, the median age is 46.3 in Tay and 40.0 years old in Ontario, with 85.2% and 82.8% population aged 15 and over respectively.



The number of Métis single lone parents household is 15, accounting for 1.9% of the total Métis single private households.



No Métis households reported moving in for the last year. 45 Métis households moved in the past 5 years (6.1%).



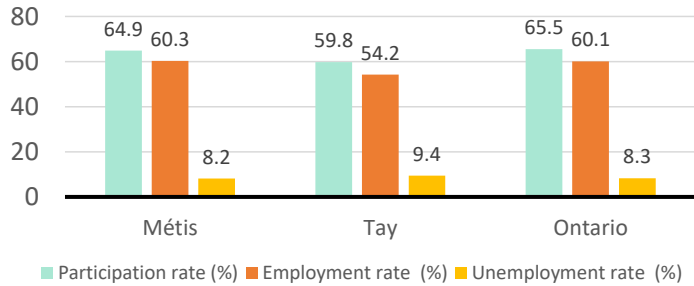
For population aged from 25 to 64 years, 21.2% Métis compared to 13.2% in Tay and 11.0% in Ontario have no certificate, diploma or degree.

For Métis aged from 25 to 34, no Métis reported have no certificate, diploma or degree.

# Tay, ON

## Labor Force & Housing Statistics

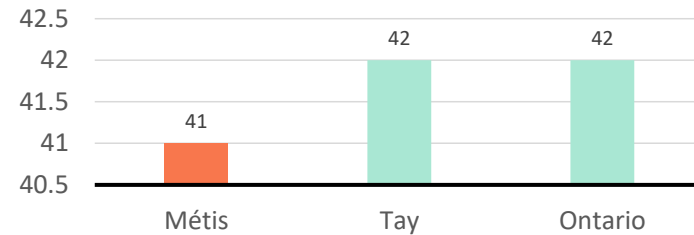
### Labour Force Status



Métis participation rate is 64.9%, employment rate is 60.3%, and unemployment rate is 8.2%.

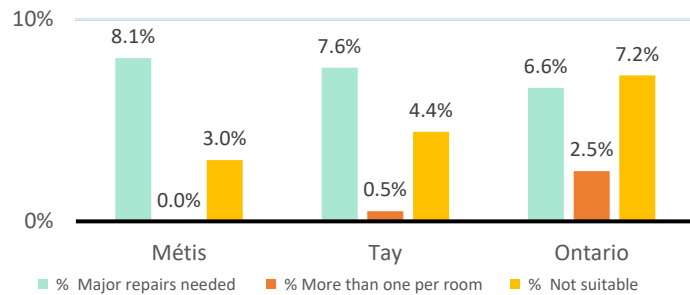
While the participation rate is higher compared with total population in Tay and lower than Ontario (59.8% and 65.5%), unemployment rate is lower.

### Average Weeks Worked in 2010



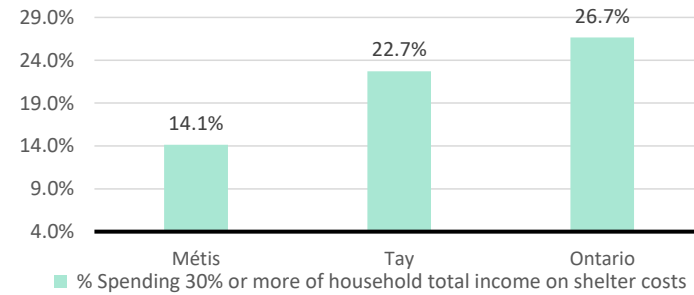
The average weeks worked in 2010 is 41.0 weeks.

### Household Characteristics



There are 495 private dwellings occupied by a Métis single household, out of which 8.1% need major repairs, no Métis household reported have more than one person per room, and 3.0% Métis household reported to be not suitable.

### Shelter Costs



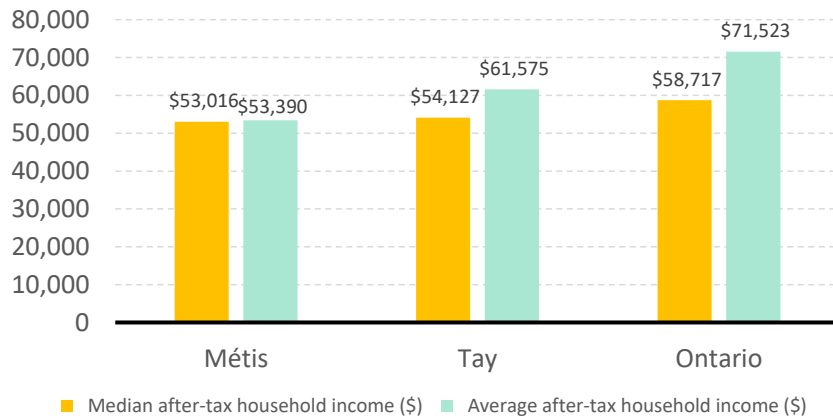
The number of Métis households spending 30% or more of household total income on shelter costs is 70, which is 14.1%

of the total private dwellings occupied by an Métis household, compared to 22.7% of the total population in Tay and 26.7% of the total population in Ontario.

# Tay, ON

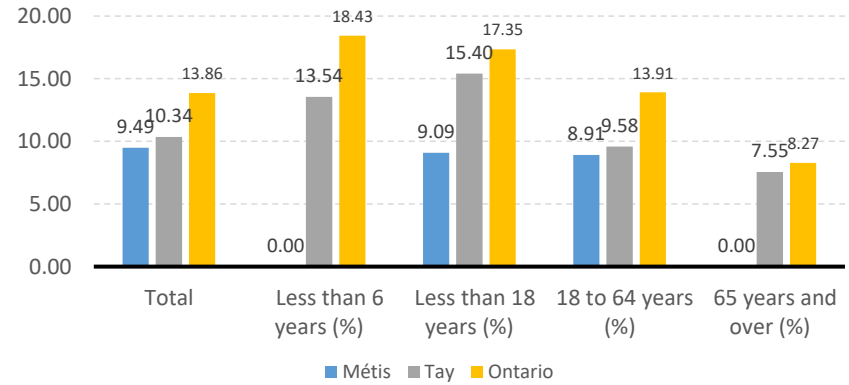
## Income

After-Tax Income of Households in 2010



For Métis singles, median after-tax household income is \$53,016, and average after-tax household income is \$53,390. Métis has lower median and average after-tax income than Tay and Ontario.

Prevalence of Low Income in 2010 Based On After-Tax Low-Income Measure (%)



The prevalence of low income based on after-tax low-income measure is 9.49%.

The percentage of low income is 9.09% for people less than 18 years old, 0.00% for people less than 6 years old, 8.91% for people from 18 to 64 years old, and 0.00% for people over 65 years old.