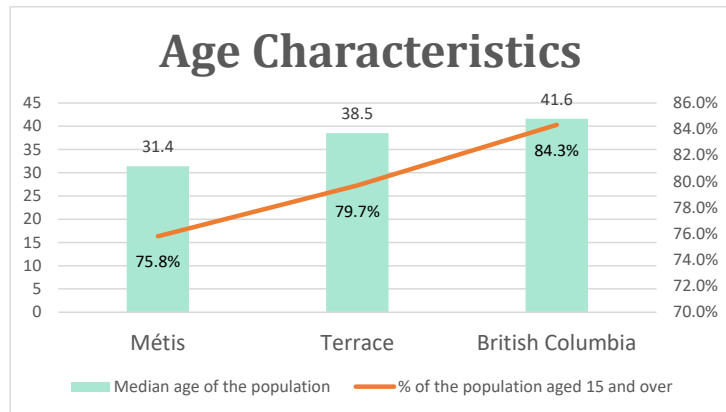


Terrace, BC

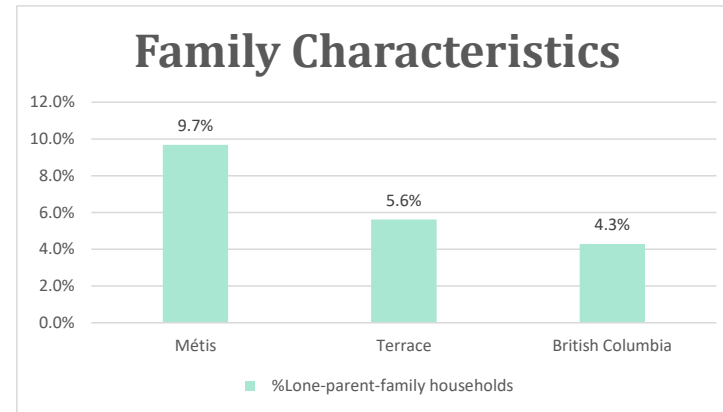
Geo_Code: 5949011

(Source: National Household survey 2011)

The total population reported with Métis single identity is 310 (Total Métis household is 220), representing 12% of Aboriginal people, accounting for 2.7% of the total population in Terrace.

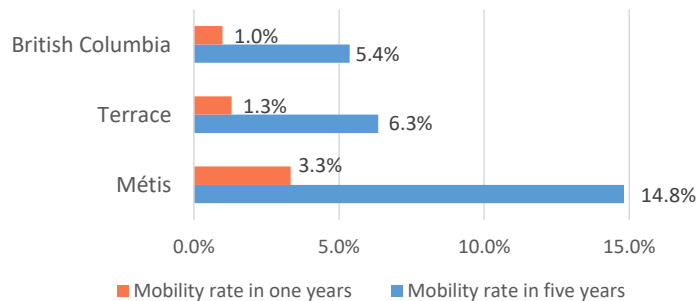


For Métis single identity population, the median age is 31.4 years old, with 75.8% of the population aged 15 and over. As for the total population, the median age is 38.5 in Terrace and 41.6 years old in British Columbia, with 79.7% and 84.3% population aged 15 and over respectively.



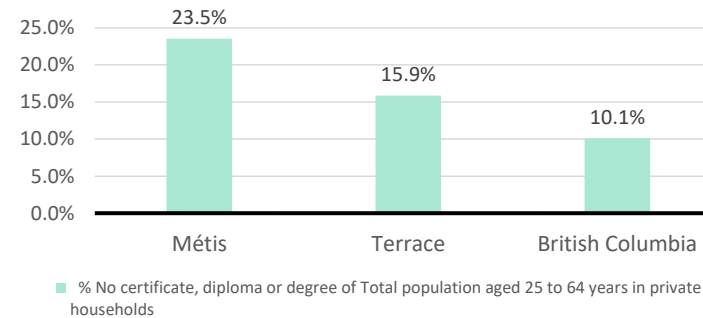
The number of Métis single lone parents household is 30, accounting for 9.7% of the total Métis single private households.

Mobility



10 Métis households moved in last year (3.3%), 40 Métis households moved in the past 5 years (14.8%).

Education



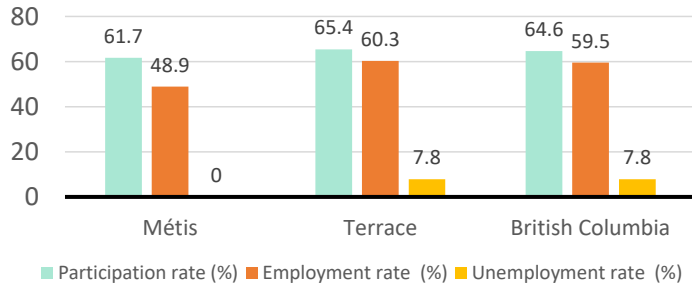
For population aged from 25 to 64 years, 23.5% Métis compared to 15.9% in Terrace and 10.1% in British Columbia have no certificate, diploma or degree.

For Métis aged from 25 to 34, no Métis reported have no certificate, diploma or degree.

Terrace, BC

Labor Force & Housing Statistics

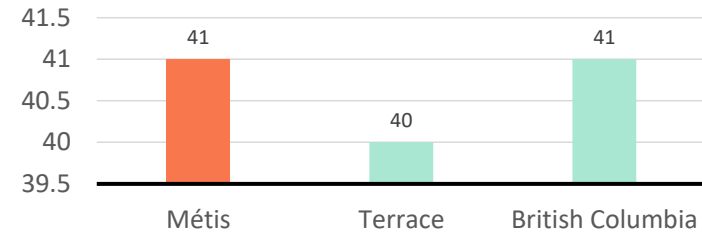
Labour Force Status



Métis participation rate is 61.7%, employment rate is 48.9%, and unemployment rate is 0.0%.

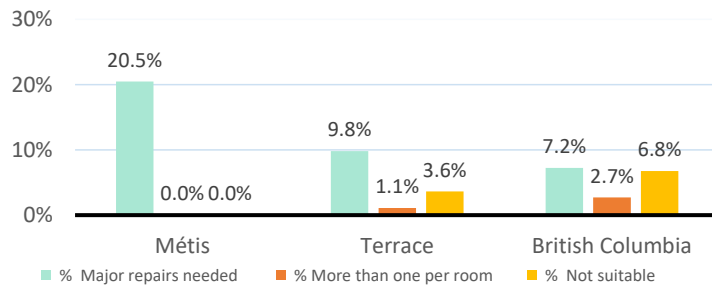
While the participation rate is lower compared with total population in Terrace and British Columbia (65.4% and 64.6%), no Métis reported unemployment.

Average Weeks Worked in 2010



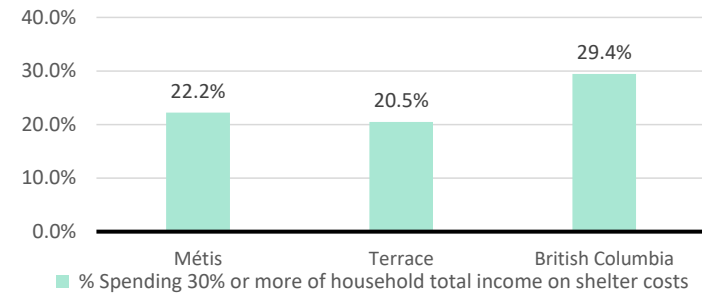
The average weeks worked in 2010 is 41.0 weeks.

Household Characteristics



There are 220 private dwellings occupied by a Métis single household, out of which 20.5% need major repairs, no Métis household reported have more than one person per room, and no Métis household reported to be not suitable.

Shelter Costs



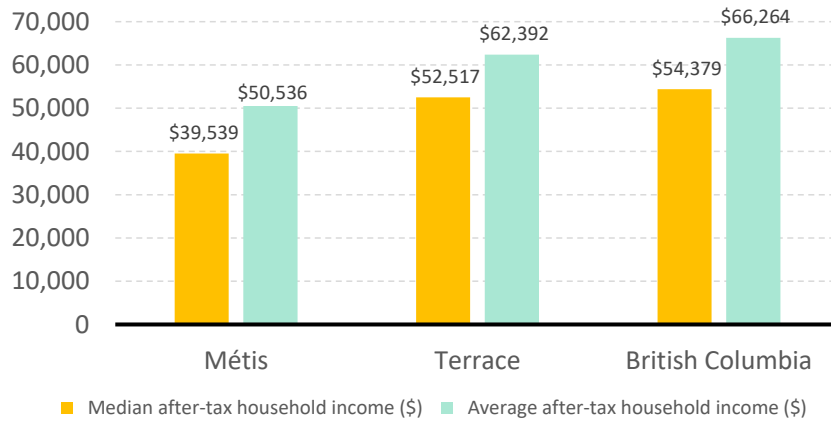
The number of Métis households spending 30% or more of household total income on shelter costs is 50, which is 22.2%

of the total private dwellings occupied by a Métis household, compared to 20.5% of the total population in Terrace and 29.4% of the total population in British Columbia.

Terrace, BC

Income

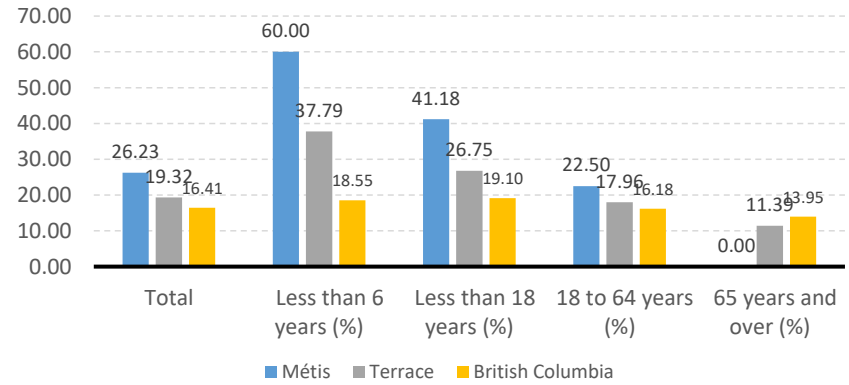
After-Tax Income of Households in 2010



For Métis singles, median after-tax household income is \$39,539, and average after-tax household income is

\$50,536. Métis has lower median and average after-tax income than Terrace and British Columbia.

Prevalence of Low Income in 2010 Based On After-Tax Low-Income Measure (%)



The prevalence of low income based on after-tax low-income measure is 26.23%.

The percentage of low income is 41.18% for people less than 18 years old, 60.00% for people less than 6 years old, 22.50% for people from 18 to 64 years old, and 0.00% for people over 65 years old.