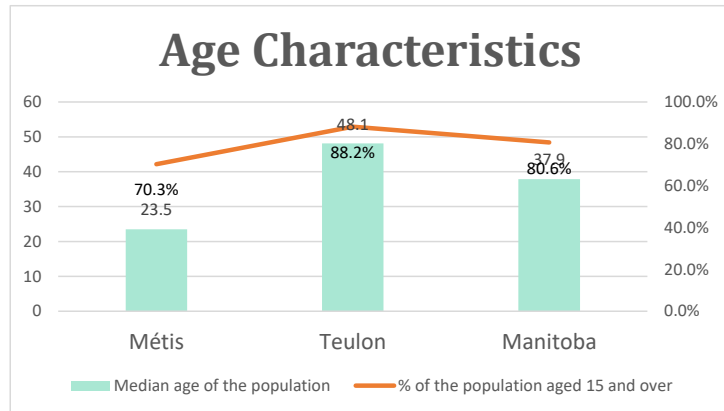


# Teulon, MB

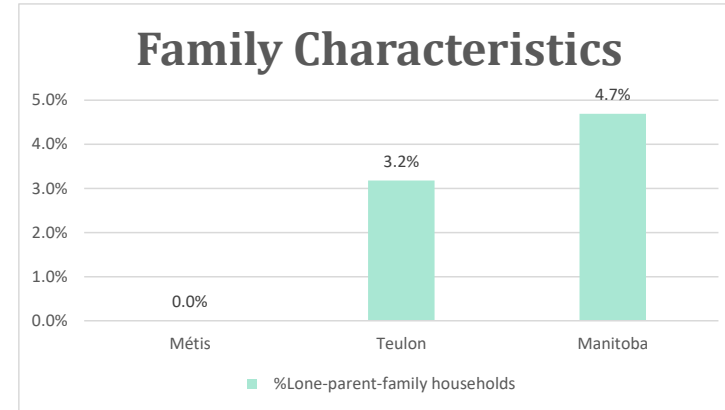
Geo\_Code: 4614042

(Source: National Household survey 2011)

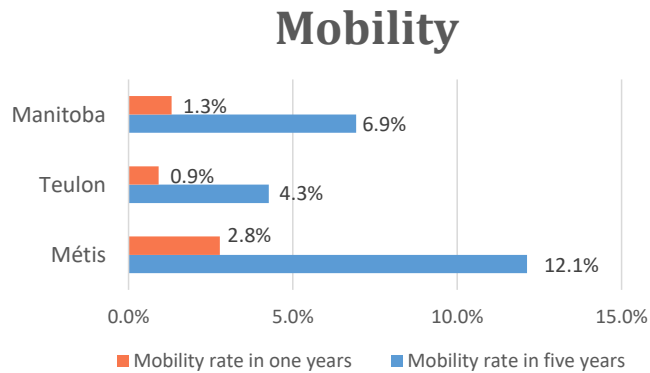
The total population reported with Métis single identity is 185 (Total Métis household is 90), representing 100% of Aboriginal people, accounting for 16.8% of the total population in Teulon.



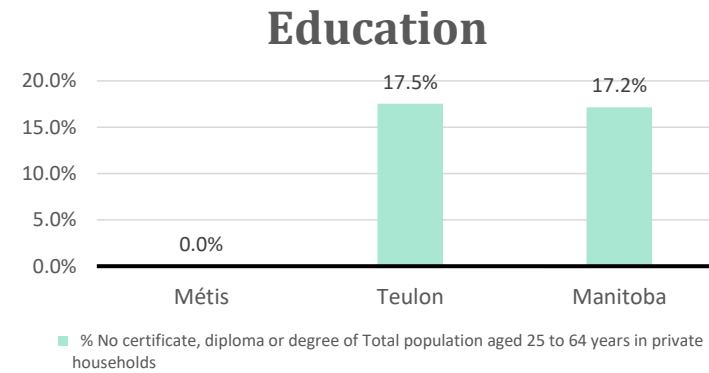
For Métis single identity population, the median age is 23.5 years old, with 70.3% of the population aged 15 and over. As for the total population, the median age is 48.1 in Teulon and 37.9 years old in Manitoba, with 88.2% and 80.6% population aged 15 and over respectively.



No Métis single lone parents household reported to the survey.



5 Métis households moved in last year (2.8%), 20 Métis households moved in the past 5 years (12.1%).



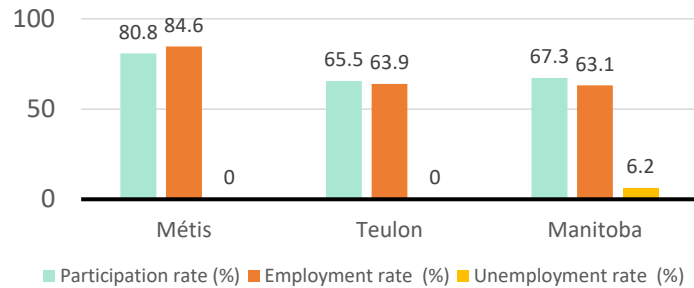
For population aged from 25 to 64 years, no Métis reported have no certificate, diploma or degree.

For Métis aged from 25 to 34, no Métis reported have no certificate, diploma or degree.

# Teulon, MB

## Labor Force & Housing Statistics

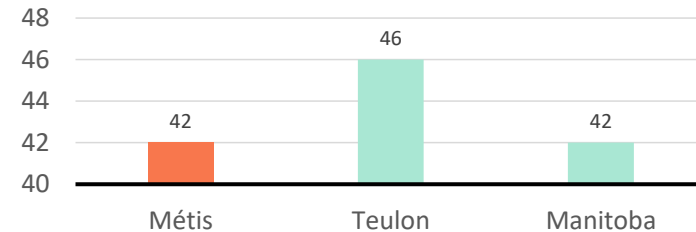
### Labour Force Status



Métis participation rate is 80.8%, employment rate is 84.6%, and unemployment rate is 0.0%.

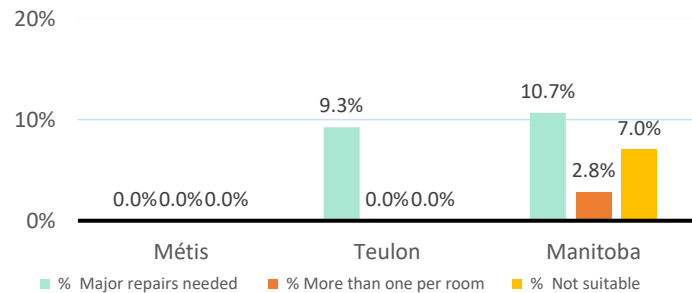
While the participation rate is higher compared with total population in Teulon and Manitoba (65.5% and 67.3%), no Métis reported unemployment.

### Average Weeks Worked in 2010



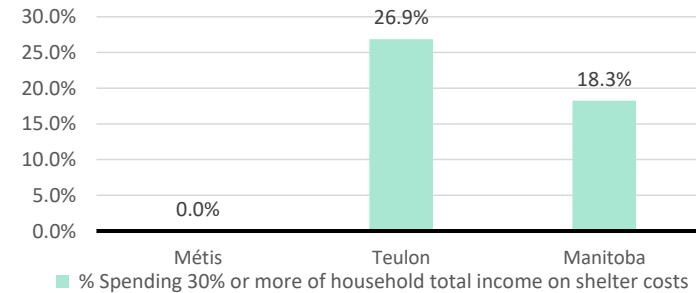
The average weeks worked in 2010 is 42.0 weeks.

### Household Characteristics



There are 90 private dwellings occupied by a Métis single household, out of which no Métis single household reported need major repairs, have more than one person per room, or not suitable.

### Shelter Costs



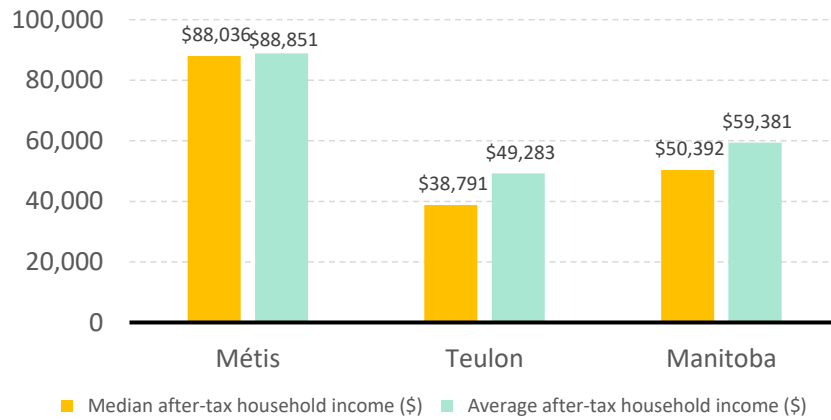
No Métis households reported spending 30% or more of household total income on shelter costs,

compared to 26.9% of the total population in Teulon and 18.3% of the total population in Manitoba.

# Teulon, MB

## Income

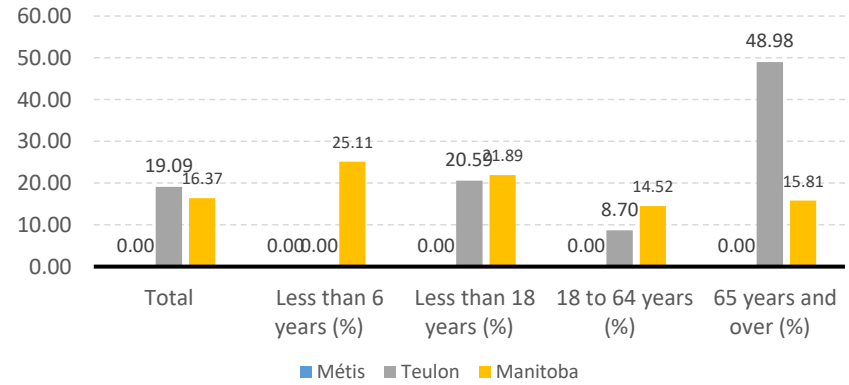
After-Tax Income of Households in 2010



For Métis singles, median after-tax household income is \$88,036, and average after-tax household income is

\$88,851. Métis has higher median and average after-tax income than Teulon and Manitoba.

Prevalence of Low Income in 2010 Based On After-Tax Low-Income Measure (%)



The prevalence of low income based on after-tax low-income measure is 0.00%.

No Métis household reported low income in Teulon.