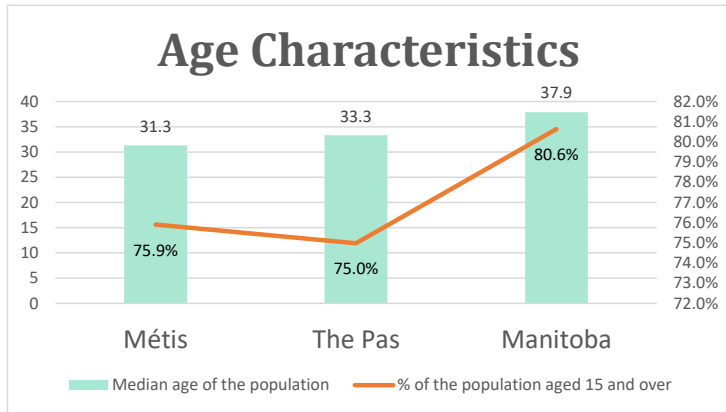


The Pas, MB

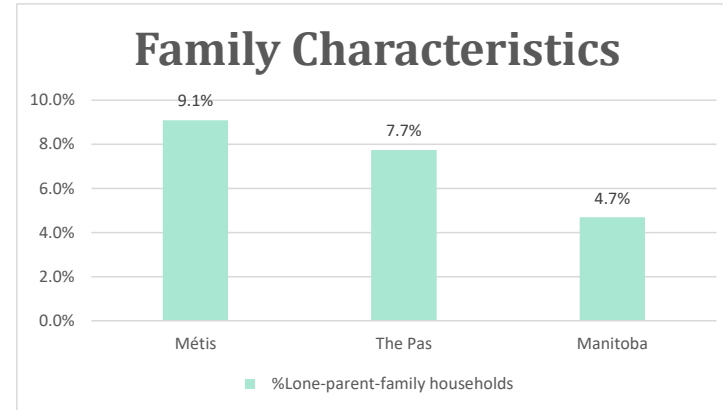
Geo_Code: 4621045

(Source: National Household survey 2011)

The total population reported with Métis single identity is 1,100 (Total Métis household is 635), representing 42% of Aboriginal people, accounting for 19.8% of the total population in The Pas.

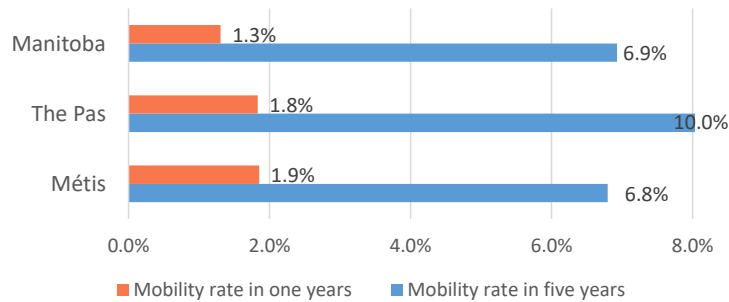


For Métis single identity population, the median age is 31.3 years old, with 75.9% of the population aged 15 and over. As for the total population, the median age is 33.3 in The Pas and 37.9 years old in Manitoba, with 75.0% and 80.6% population aged 15 and over respectively.



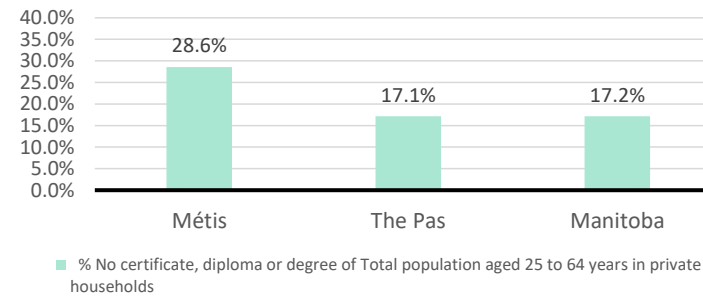
The number of Métis single lone parents household is 100, accounting for 9.1% of the total Métis single private households.

Mobility



20 Métis households moved in last year (1.9%), 70 Métis households moved in the past 5 years (6.8%).

Education



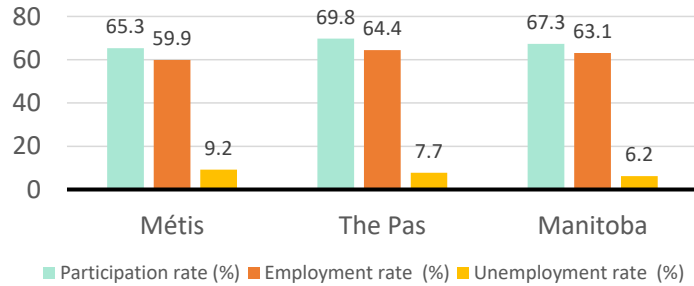
For population aged from 25 to 64 years, 28.6% Métis compared to 17.1% in The Pas and 17.2% in Manitoba have no certificate, diploma or degree.

For Métis aged from 25 to 34, no Métis reported have no certificate, diploma or degree.

The Pas, MB

Labor Force & Housing Statistics

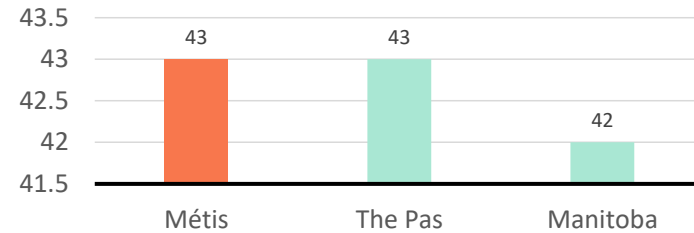
Labour Force Status



Métis participation rate is 65.3%, employment rate is 59.9%, and unemployment rate is 9.2%.

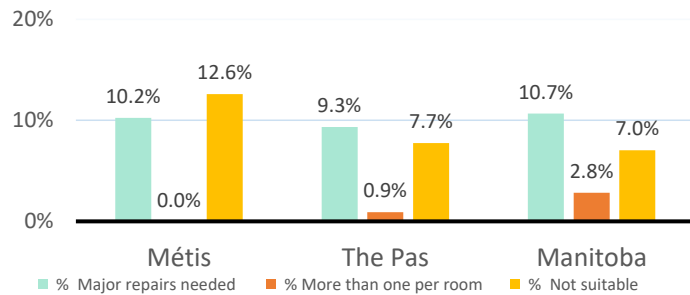
While the participation rate is lower compared with total population in The Pas and Manitoba (69.8% and 67.3%), unemployment rate is higher.

Average Weeks Worked in 2010



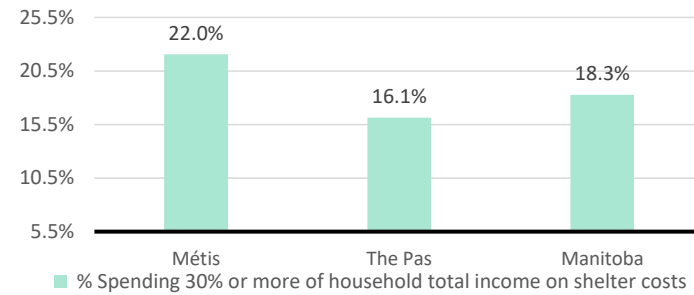
The average weeks worked in 2010 is 43.0 weeks.

Household Characteristics



There are 635 private dwellings occupied by a Métis single household, out of which 10.2% need major repairs, no Métis household reported have more than one person per room, and 12.6% Métis household reported to be not suitable.

Shelter Costs



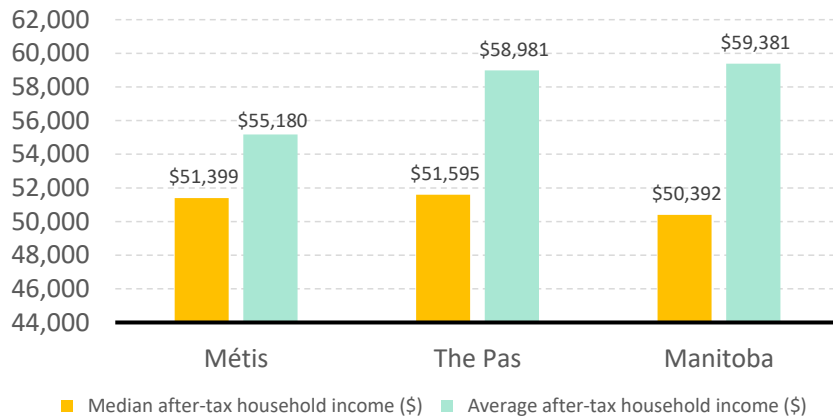
The number of Métis households spending 30% or more of household total income on shelter costs is 140,

of the total private dwellings occupied by an Métis household, compared to 16.1% of the total population in The Pas and 18.3% of the total population in Manitoba.

The Pas, MB

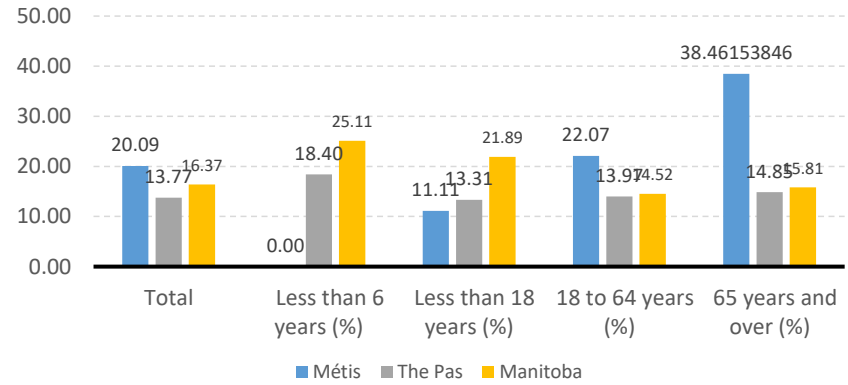
Income

After-Tax Income of Households in 2010



For Métis singles, median after-tax household income is \$51,399, and average after-tax household income is \$55,180. Métis has lower median and average after-tax income than The Pas, and higher median and lower average after-tax income Manitoba.

Prevalence of Low Income in 2010 Based On After-Tax Low-Income Measure (%)



The prevalence of low income based on after-tax low-income measure is 20.09%.

The percentage of low income is 11.11% for people less than 18 years old, 0.00% for people less than 6 years old, 22.07% for people from 18 to 64 years old, and 38.46% for people over 65 years old.