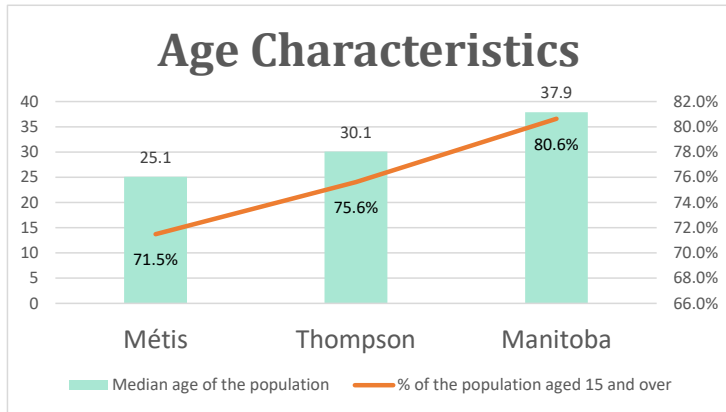


Thompson, MB

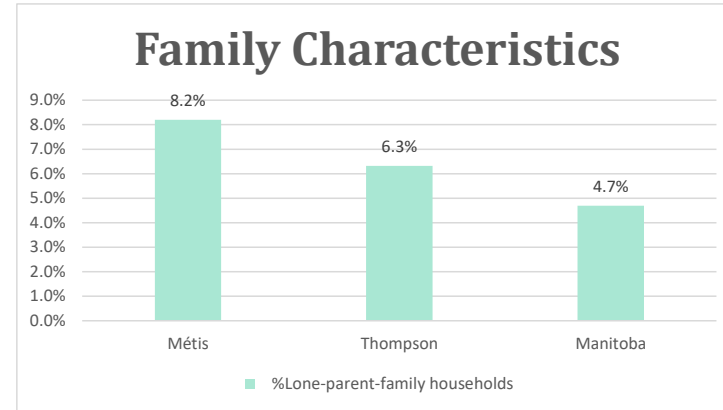
Geo_Code: 4622026

(Source: National Household survey 2011)

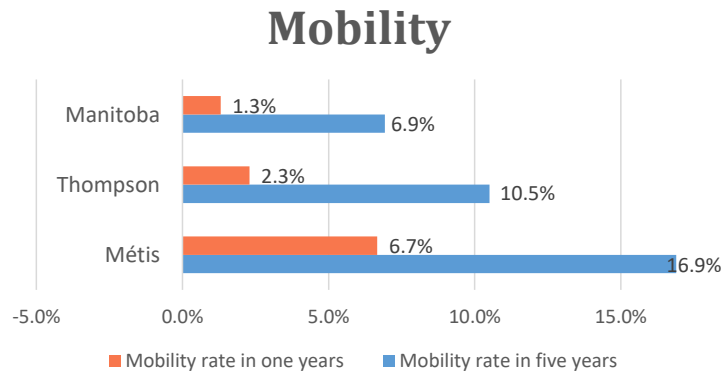
The total population reported with Métis single identity is 1,280 (Total Métis household is 745), representing 29% of Aboriginal people, accounting for 10.1% of the total population in Thompson.



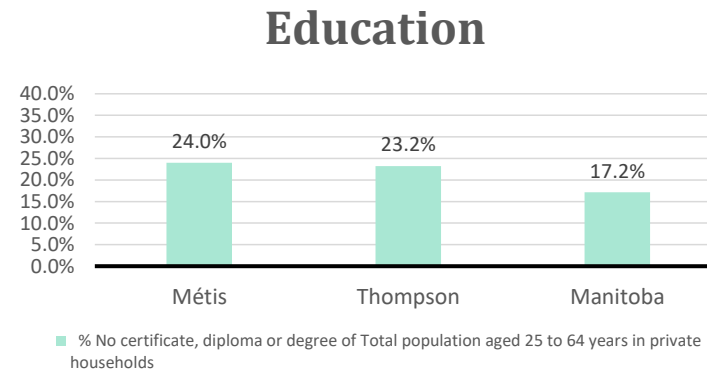
For Métis single identity population, the median age is 25.1 years old, with 71.5% of the population aged 15 and over. As for the total population, the median age is 30.1 in Thompson and 37.9 years old in Manitoba, with 75.6% and 80.6% population aged 15 and over respectively.



The number of Métis single lone parents household is 105, accounting for 8.2% of the total Métis single private households.



80 Métis households moved in last year (6.7%), 185 Métis households moved in the past 5 years (16.9%).



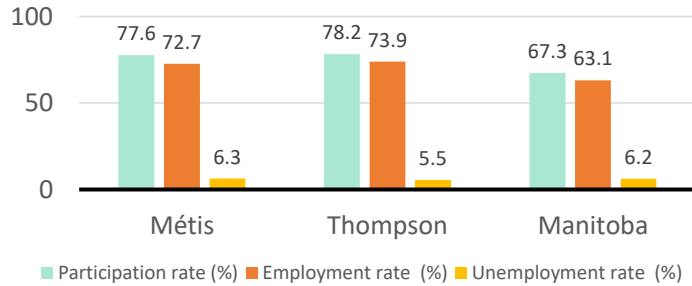
For population aged from 25 to 64 years, 24.0% Métis compared to 23.2% in Thompson and 17.2% in Manitoba have no certificate, diploma or degree.

For Métis aged from 25 to 34, 14.3% Métis reported to have no certificate, diploma or degree.

Thompson, MB

Labor Force & Housing Statistics

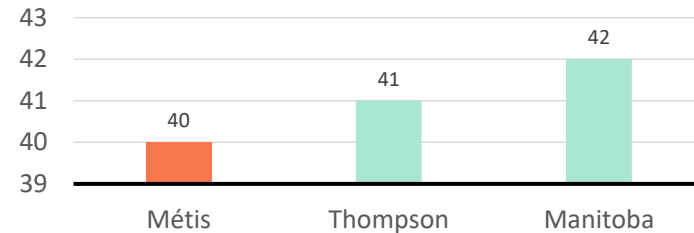
Labour Force Status



Métis participation rate is 77.6%, employment rate is 72.7%, and unemployment rate is 6.3%.

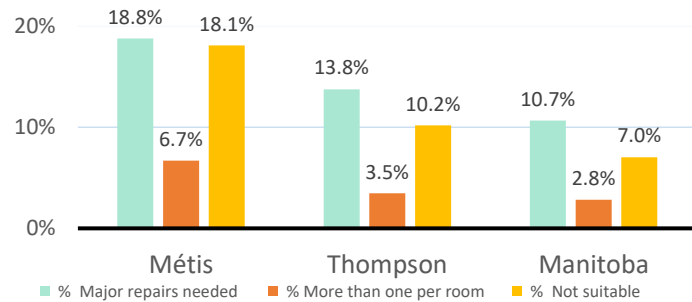
While the participation rate is lower compared with total population in Thompson and higher than Manitoba (78.2% and 67.3%), unemployment rate is higher.

Average Weeks Worked in 2010



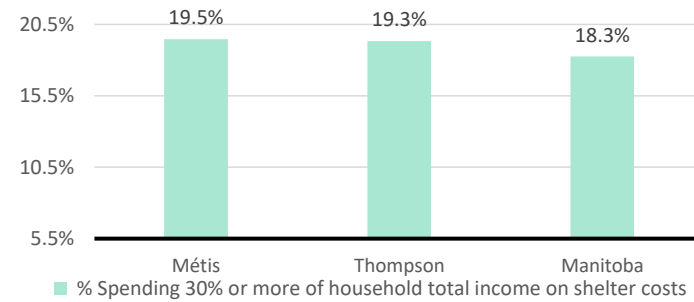
The average weeks worked in 2010 is 40.0 weeks.

Household Characteristics



There are 745 private dwellings occupied by a Métis single household, out of which 18.8% need major repairs, 6.7% have more than one person per room, and 18.1% Métis household reported to be not suitable.

Shelter Costs



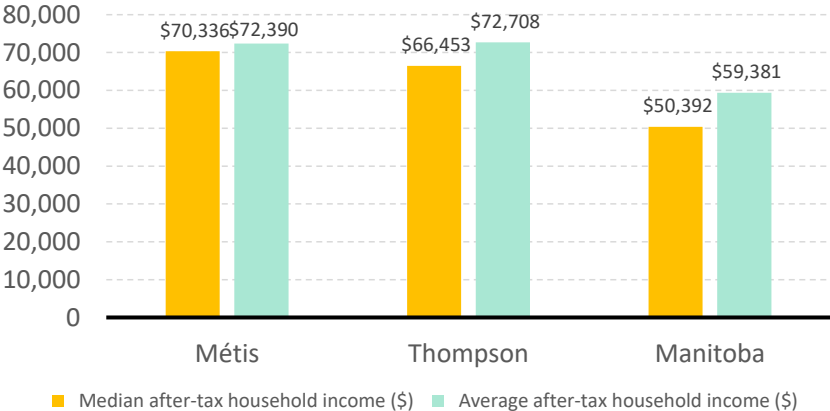
The number of Métis households spending 30% or more of household total income on shelter costs is 145,

of the total private dwellings occupied by an Métis household, compared to 19.3% of the total population in Thompson and 18.3% of the total population in Manitoba.

Thompson, MB

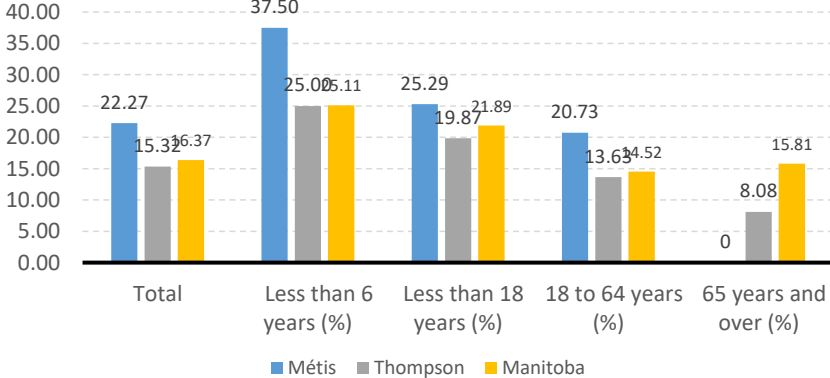
Income

After-Tax Income of Households in 2010



For Métis singles, median after-tax household income is \$70,336, and average after-tax household income is \$72,390. Métis has higher median and lower average after-tax income than Thompson, and higher median and average after-tax income than Manitoba.

Prevalence of Low Income in 2010 Based On After-Tax Low-Income Measure (%)



The prevalence of low income based on after-tax low-income measure is 22.27%.

The percentage of low income is 25.29% for people less than 18 years old, 37.50% for people less than 6 years old, 20.73% for people from 18 to 64 years old, and 0.00% for people over 65 years old.