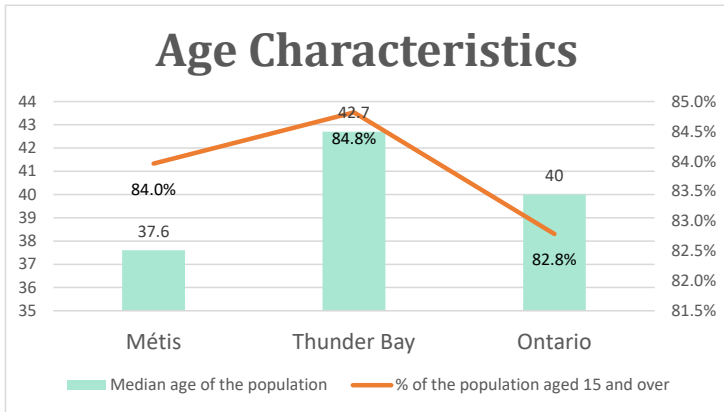


Thunder Bay, ON

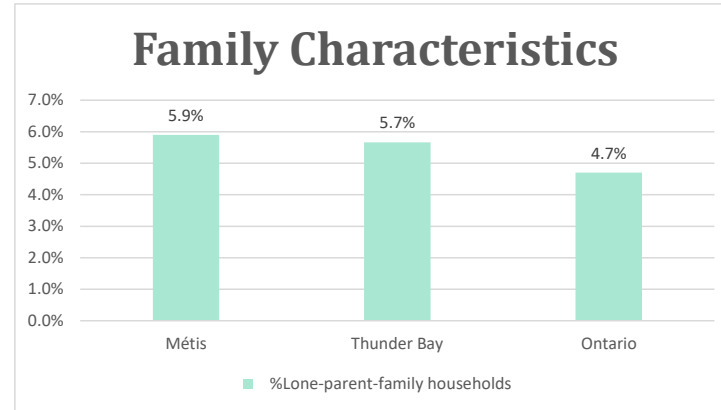
Geo_Code: 3558004

(Source: National Household survey 2011)

The total population reported with Métis single identity is 2,120 (Total Métis household is 1,530), representing 21% of Aboriginal people, accounting for 2.0% of the total population in Thunder Bay.

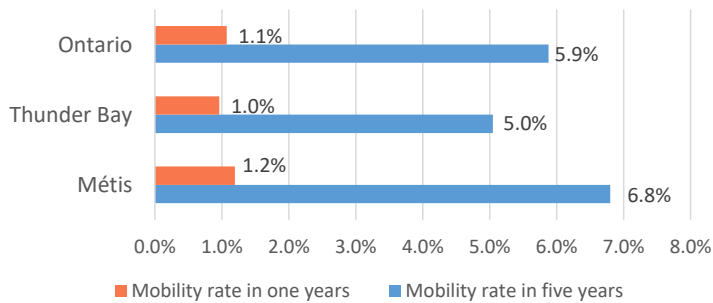


For Métis single identity population, the median age is 37.6 years old, with 84.0% of the population aged 15 and over. As for the total population, the median age is 42.7 in Thunder Bay and 40 years old in Ontario, with 84.8% and 82.8% population aged 15 and over respectively.



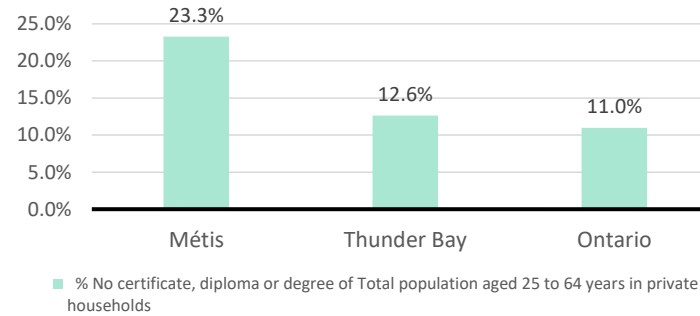
The number of Métis single lone parents household is 125, accounting for 5.9% of the total Métis single private households.

Mobility



25 Métis households moved in last year (1.2%), 135 Métis households moved in the past 5 years (6.8%).

Education



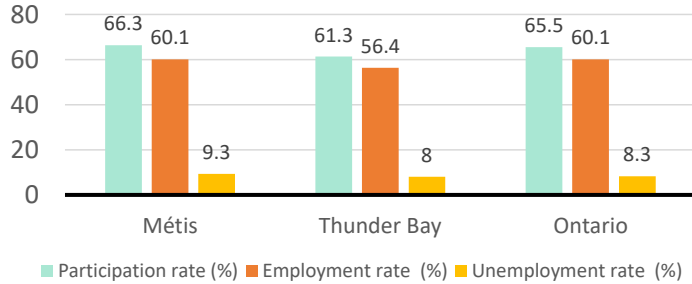
For population aged from 25 to 64 years, 23.3% Métis compared to 12.6% in Thunder Bay and 11.0% in Ontario have no certificate, diploma or degree.

For Métis aged from 25 to 34, 9.6% Métis reported to have no certificate, diploma or degree.

Thunder Bay, ON

Labor Force & Housing Statistics

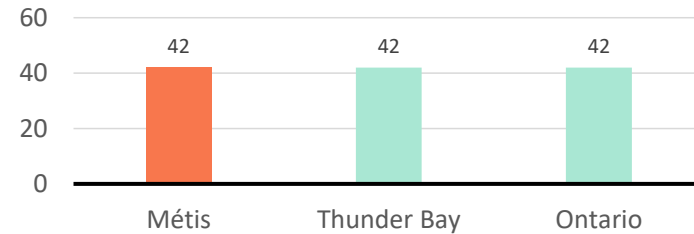
Labour Force Status



Métis participation rate is 66.3%, employment rate is 60.1%, and unemployment rate is 9.3%.

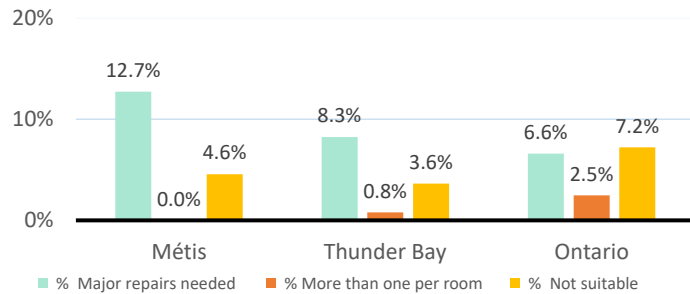
While the participation rate is higher compared with total population in Thunder Bay and Ontario (61.3% and 65.5%), unemployment rate is also higher.

Average Weeks Worked in 2010



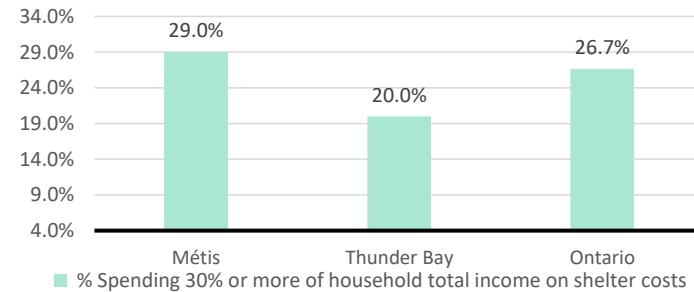
The average weeks worked in 2010 is 42.0 weeks.

Household Characteristics



There are 1530 private dwellings occupied by a Métis single household, out of which 12.7% need major repairs, no Métis household reported have more than one person per room, and 4.6% Métis household reported to be not suitable.

Shelter Costs



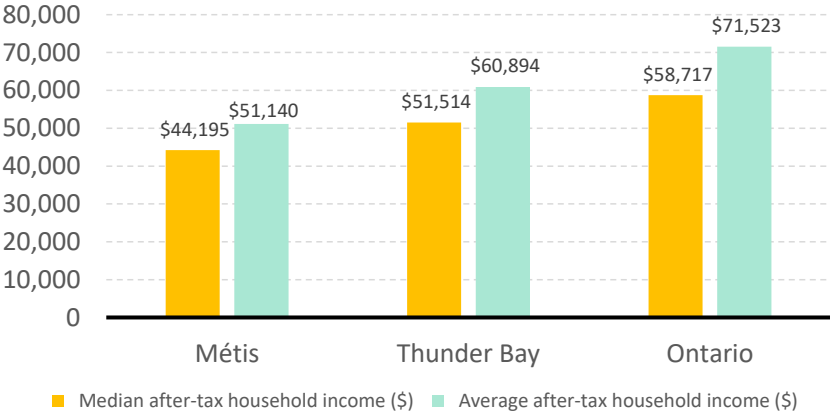
The number of Métis households spending 30% or more of household total income on shelter costs is 445, which is 29.0%

of the total private dwellings occupied by an Métis household, compared to 20.0% of the total population in Thunder Bay and 26.7% of the total population in Ontario.

Thunder Bay, ON

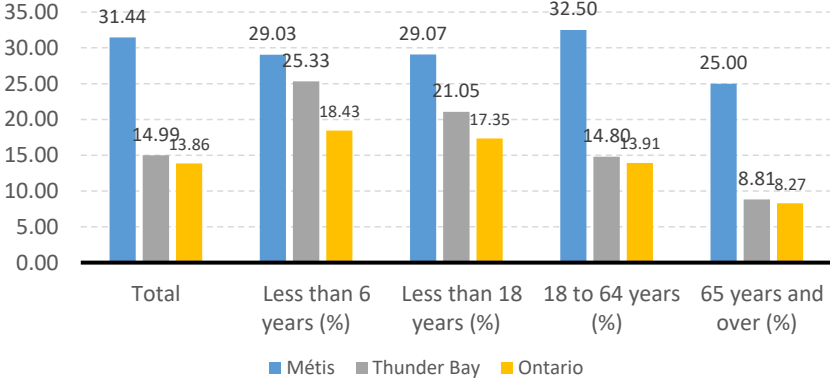
Income

After-Tax Income of Households in 2010



For Métis singles, median after-tax household income is \$44,195, and average after-tax household income is \$51,140. Métis has lower median and average after-tax income than Thunder Bay and Ontario.

Prevalence of Low Income in 2010 Based On After-Tax Low-Income Measure (%)



The prevalence of low income based on after-tax low-income measure is 31.44%.

The percentage of low income is 29.07% for people less than 18 years old, 29.03% for people less than 6 years old, 32.50% for people from 18 to 64 years old, and 25.00% for people over 65 years old.