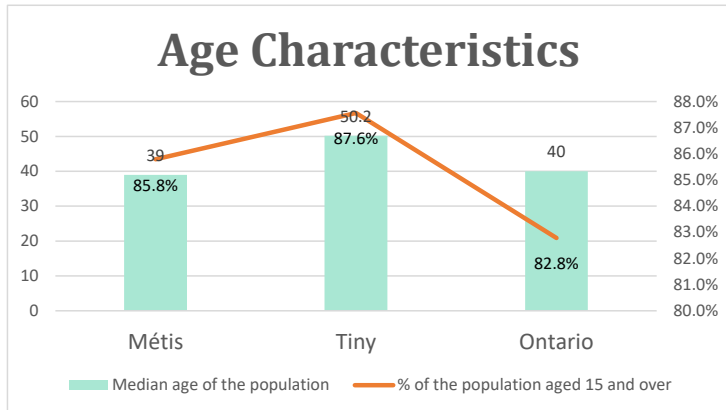


Tiny, ON

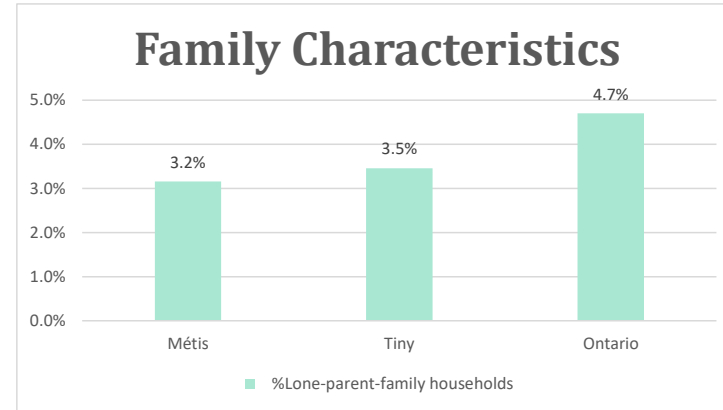
Geo_Code: 3543068

(Source: National Household survey 2011)

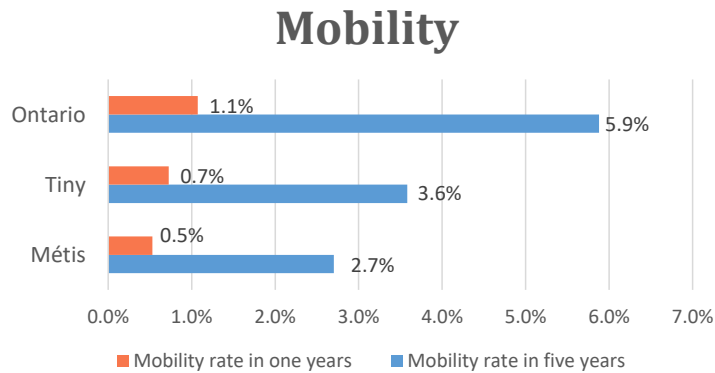
The total population reported with Métis single identity is 950 (Total Métis household is 505), representing 82% of Aboriginal people, accounting for 8.5% of the total population in Tiny.



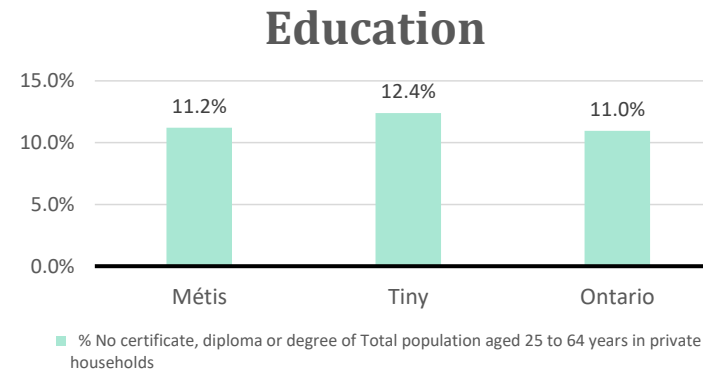
For Métis single identity population, the median age is 39.0 years old, with 85.8% of the population aged 15 and over. As for the total population, the median age is 50.2 in Tiny and 40.0 years old in Ontario, with 87.6% and 82.8% population aged 15 and over respectively.



The number of Métis single lone parents household is 30, accounting for 3.2% of the total Métis single private households.



5 Métis households moved in last year (0.5%), 25 Métis households moved in the past 5 years (2.7%).



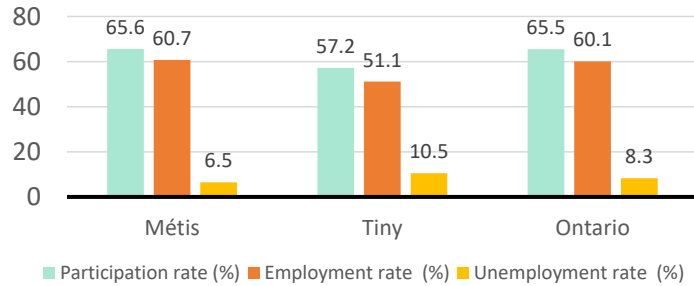
For population aged from 25 to 64 years, 11.2% Métis compared to 12.4% in Tiny and 11.0% in Ontario have no certificate, diploma or degree.

For Métis aged from 25 to 34, no Métis reported have no certificate, diploma or degree.

Tiny, ON

Labor Force & Housing Statistics

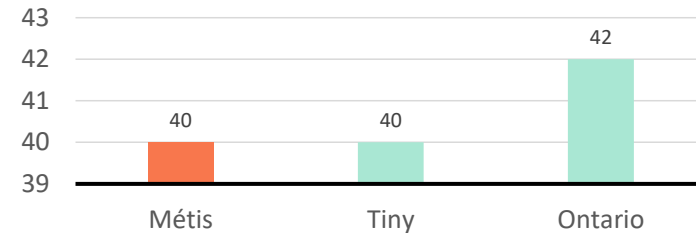
Labour Force Status



Métis participation rate is 65.6%, employment rate is 60.7%, and unemployment rate is 6.5%.

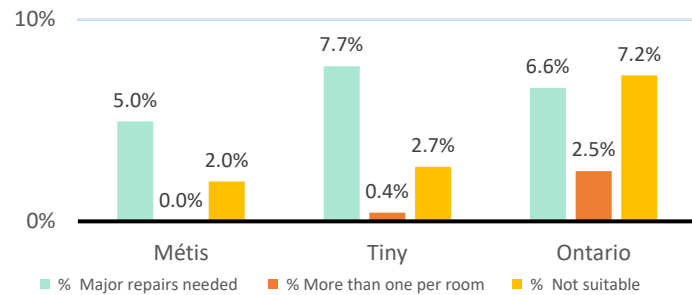
While the participation rate is higher compared with total population in Tiny and Ontario (57.2% and 65.5%), unemployment rate is lower.

Average Weeks Worked in 2010



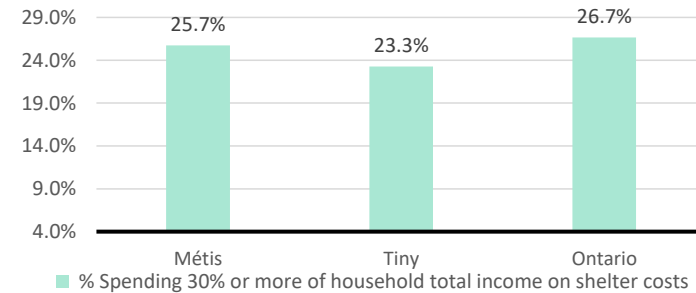
The average weeks worked in 2010 is 40.0 weeks.

Household Characteristics



There are 505 private dwellings occupied by a Métis single household, out of which 5.0% need major repairs, no Métis household reported have more than one person per room, and 2.0% Métis household reported to be not suitable.

Shelter Costs



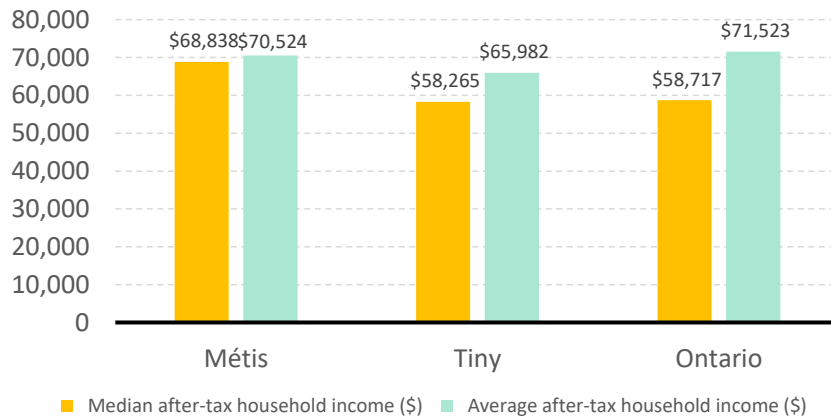
The number of Métis households spending 30% or more of household total income on shelter costs is 130, which is 25.7%

of the total private dwellings occupied by an Métis household, compared to 23.3% of the total population in Tiny and 26.7% of the total population in Ontario.

Tiny, ON

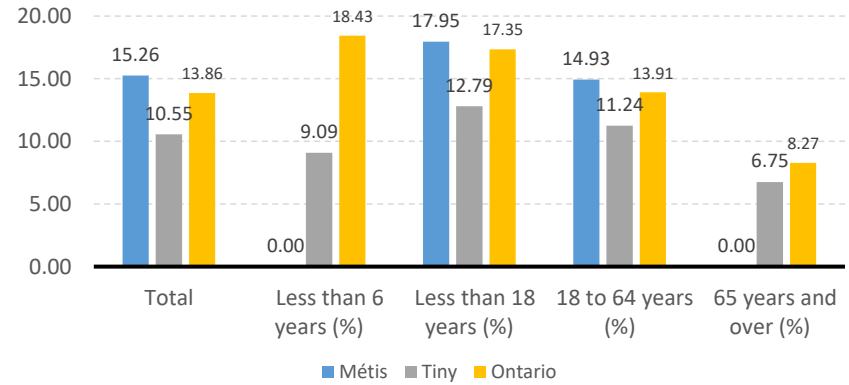
Income

After-Tax Income of Households in 2010



For Métis singles, median after-tax household income is \$68,838, and average after-tax household income is \$70,524. Métis has higher median and average after-tax income than Tiny, and higher median and lower average after-tax income than Ontario.

Prevalence of Low Income in 2010 Based On After-Tax Low-Income Measure (%)



The prevalence of low income based on after-tax low-income measure is 15.26%.

The percentage of low income is 17.95% for people less than 18 years old, 0.00% for people less than 6 years old, 14.93% for people from 18 to 64 years old, and 0.00% for people over 65 years old.