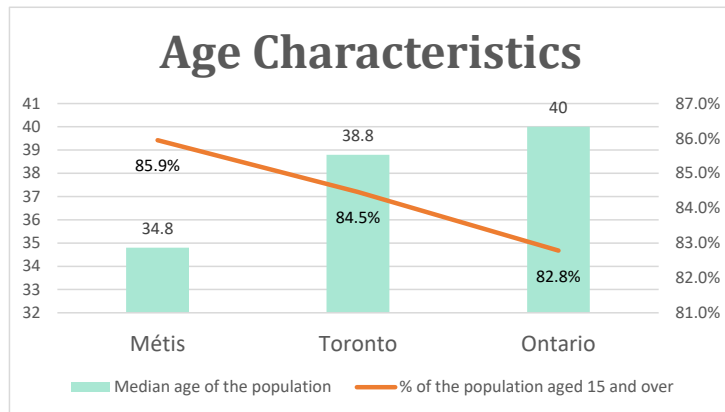


Toronto, ON

Geo_Code: 3520005

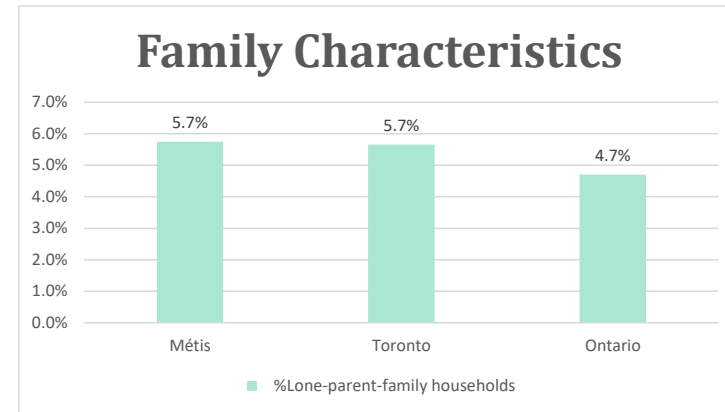
(Source: National Household survey 2011)

The total population reported with Métis single identity is 4,875 (Total Métis household is 3,630), representing 25% of Aboriginal people, accounting for 0.2% of the total population in Toronto.



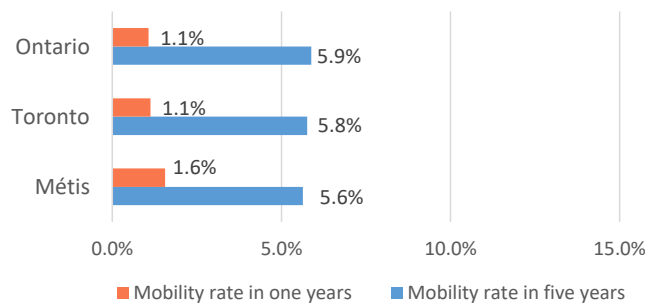
For Métis single identity population, the median age is 34.8 years old, with 85.9% of the population aged 15 and over. As for the total population, the median age is 38.8 in Toronto and

40.0 years old in Ontario, with 84.5% and 82.8% population aged 15 and over respectively.



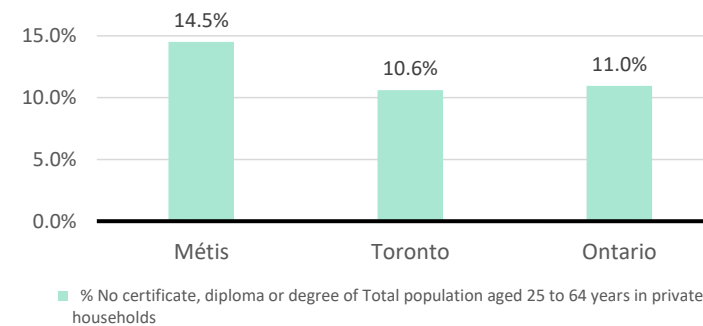
The number of Métis single lone parents household is 280, accounting for 5.7% of the total Métis single private households.

Mobility



75 Métis households moved in last year (1.6%), 260 Métis households moved in the past 5 years (5.6%).

Education



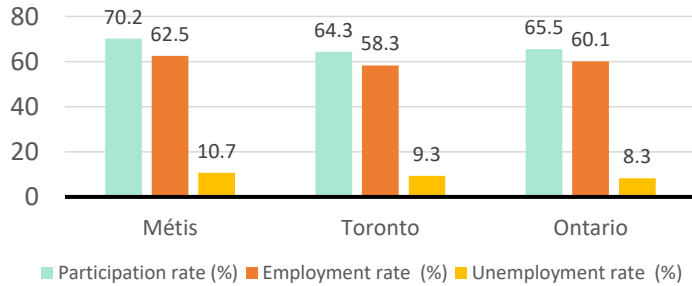
For population aged from 25 to 64 years, 14.5% Métis compared to 10.6% in Toronto and 11.0% in Ontario have no certificate, diploma or degree.

For Métis aged from 25 to 34, 8.1% Métis reported to have no certificate, diploma or degree.

Toronto, ON

Labor Force & Housing Statistics

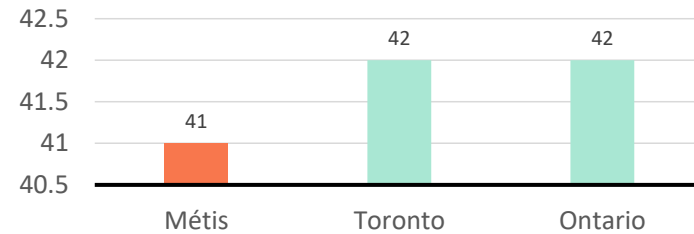
Labour Force Status



Métis participation rate is 70.2%, employment rate is 62.5%, and unemployment rate is 10.7%.

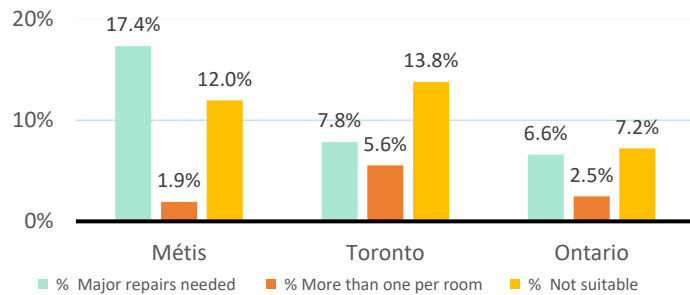
While the participation rate is higher compared with total population in Toronto and Ontario (64.3% and 65.5%), unemployment rate is also higher.

Average Weeks Worked in 2010



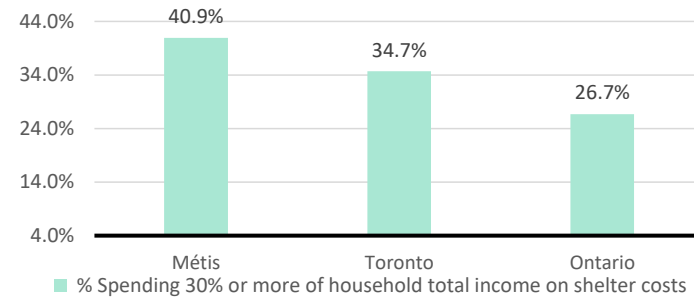
The average weeks worked in 2010 is 41.0 weeks.

Household Characteristics



There are 3630 private dwellings occupied by a Métis single household, out of which 17.4% need major repairs, 1.9% have more than one person per room, and 12.0% Métis household reported to be not suitable.

Shelter Costs



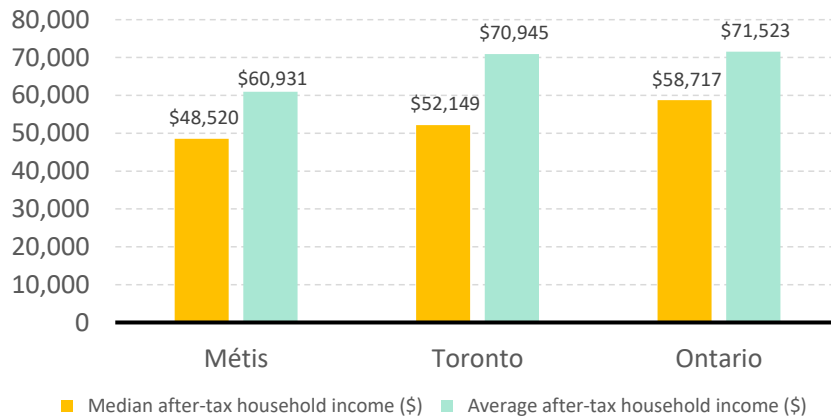
The number of Métis households spending 30% or more of household total income on shelter costs is 1485, which is 40.9%

of the total private dwellings occupied by an Métis household, compared to 34.7% of the total population in Toronto and 26.7% of the total population in Ontario.

Toronto, ON

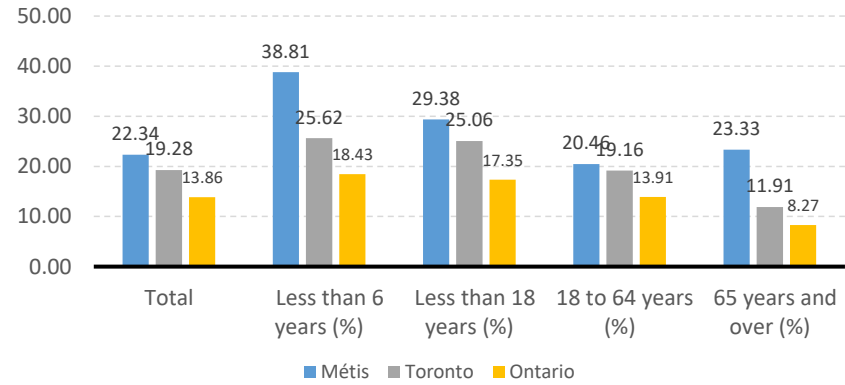
Income

After-Tax Income of Households in 2010



For Métis singles, median after-tax household income is \$48,520, and average after-tax household income is \$60,931. Métis has lower median and average after-tax income than Toronto and Ontario.

Prevalence of Low Income in 2010 Based On After-Tax Low-Income Measure (%)



The prevalence of low income based on after-tax low-income measure is 22.34%.

The percentage of low income is 29.38% for people less than 18 years old, 38.81% for people less than 6 years old, 20.46% for people from 18 to 64 years old, and 23.33% for people over 65 years old.