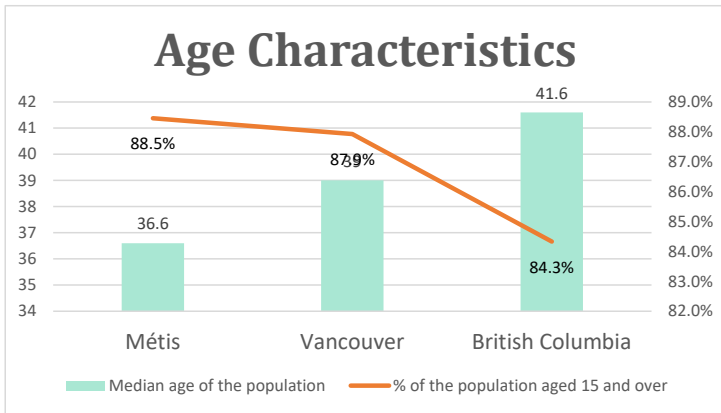


# Vancouver, BC

Geo\_Code: 5915022

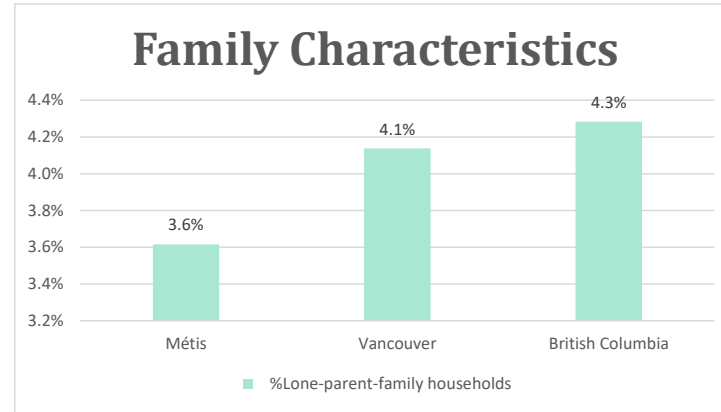
(Source: National Household survey 2011)

The total population reported with Métis single identity is 3,595 (Total Métis household is 2,900), representing 30% of Aboriginal people, accounting for 0.6% of the total population in Vancouver.



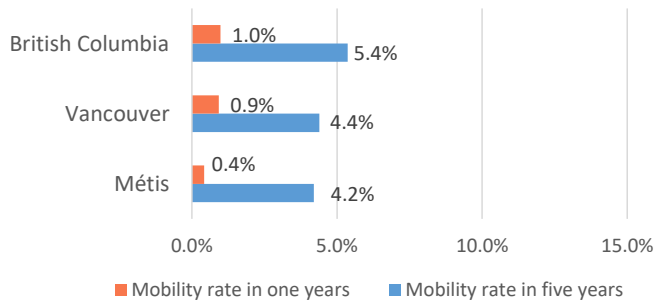
For Métis single identity population, the median age is 36.6 years old, with 88.5% of the population aged 15 and over. As for the total population, the median age is 39.0 in Vancouver and

41.6 years old in British Columbia, with 87.9% and 84.3% population aged 15 and over respectively.



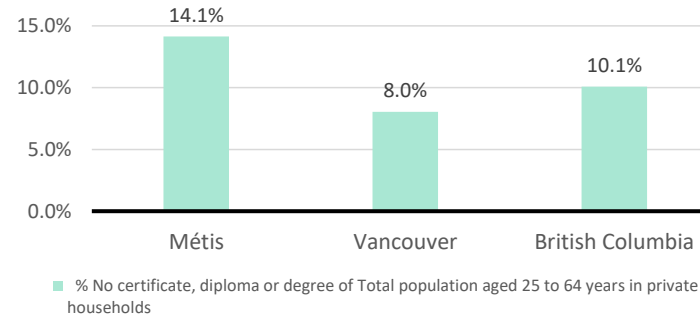
The number of Métis single lone parents household is 130, accounting for 3.6% of the total Métis single private households.

## Mobility



15 Métis households moved in last year (0.4%), 145 Métis households moved in the past 5 years (4.2%).

## Education



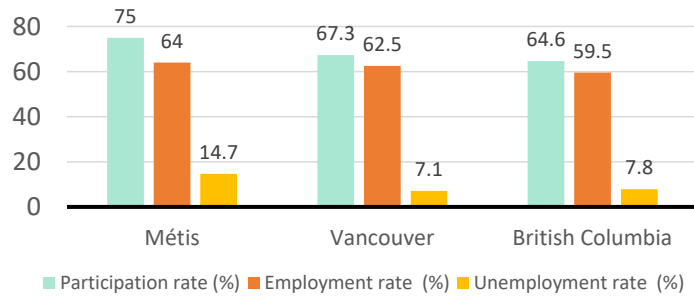
For population aged from 25 to 64 years, 14.1% Métis compared to 8.0% in Vancouver and 10.1% in British Columbia have no certificate, diploma or degree.

For Métis aged from 25 to 34, 9.8% Métis reported to have no certificate, diploma or degree.

# Vancouver, BC

## Labor Force & Housing Statistics

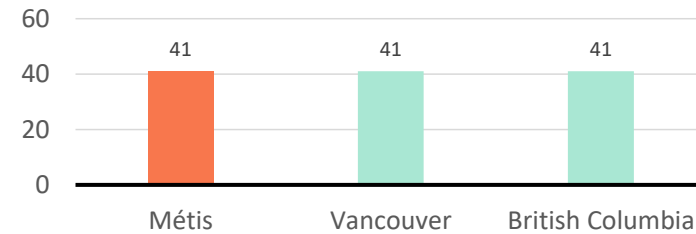
### Labour Force Status



Métis participation rate is 75.0%, employment rate is 64.0%, and unemployment rate is 14.7%.

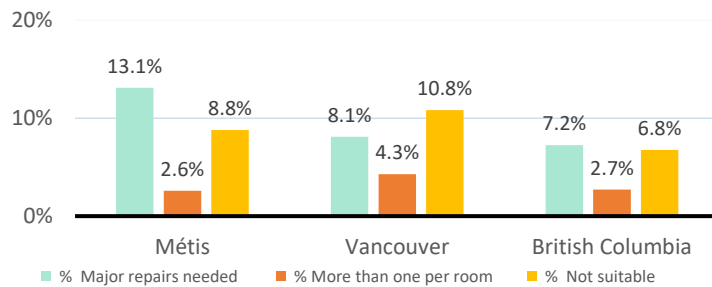
While the participation rate is higher compared with total population in Vancouver and British Columbia (67.3% and 64.6%), unemployment rate is also higher.

### Average Weeks Worked in 2010



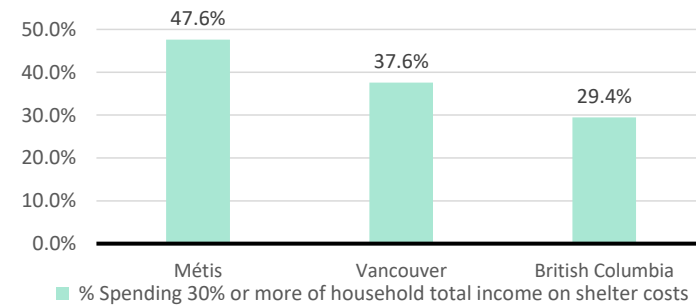
The average weeks worked in 2010 is 41.0 weeks.

### Household Characteristics



There are 2900 private dwellings occupied by a Métis single household, out of which 13.1% need major repairs, 2.6% have more than one person per room, and 8.8% Métis household reported to be not suitable.

### Shelter Costs



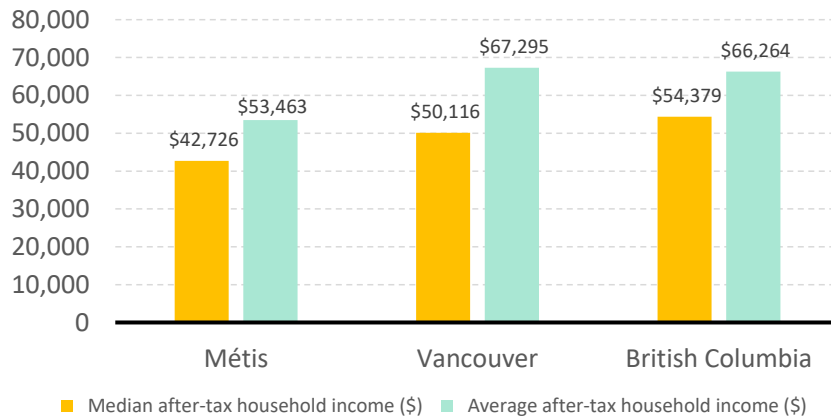
The number of Métis households spending 30% or more of household total income on shelter costs is 1380, which is 47.6%

of the total private dwellings occupied by a Métis household, compared to 37.6% of the total population in Vancouver and 29.4% of the total population in British Columbia.

# Vancouver, BC

## Income

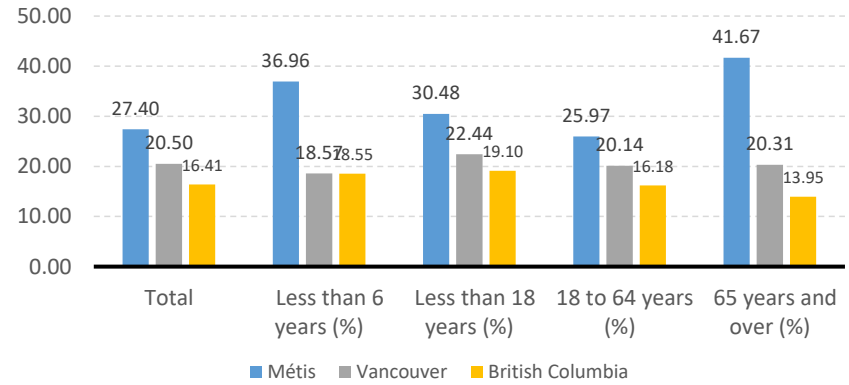
After-Tax Income of Households in 2010



For Métis singles, median after-tax household income is \$42,726, and average after-tax household income is

\$53,463. Métis has lower median and average after-tax income than Vancouver and British Columbia.

Prevalence of Low Income in 2010 Based On After-Tax Low-Income Measure (%)



The prevalence of low income based on after-tax low-income measure is 27.40%.

The percentage of low income is 30.48% for people less than 18 years old, 36.96% for people less than 6 years old, 25.97% for people from 18 to 64 years old, and 41.67% for people over 65 years old.