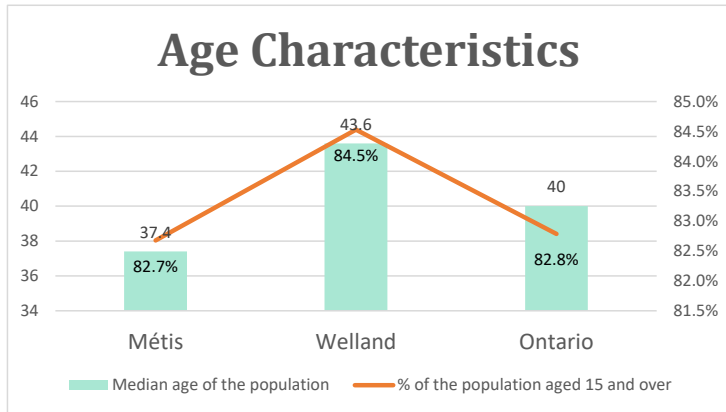


# Welland, ON

Geo\_Code: 3526032

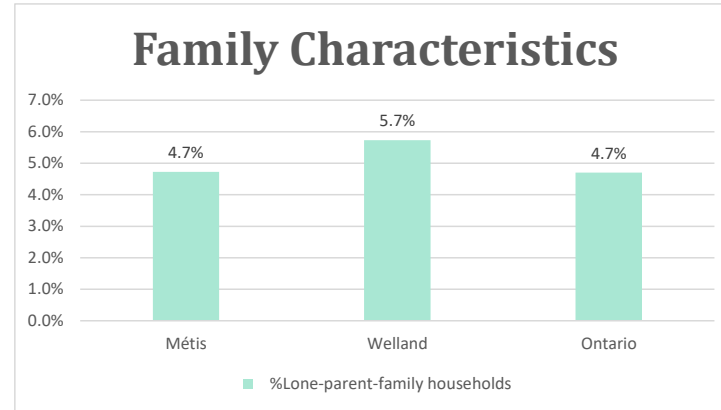
(Source: National Household survey 2011)

The total population reported with Métis single identity is 635 (Total Métis household is 385), representing 41% of Aboriginal people, accounting for 1.3% of the total population in Welland.



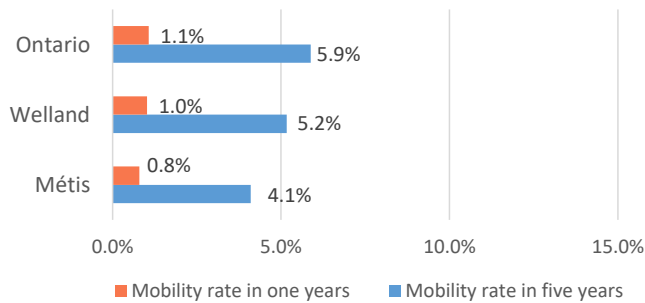
For Métis single identity population, the median age is 37.4 years old, with 82.7% of the population aged 15 and over. As for the total population, the median age is 37.4 years old and

40.0 years old in Ontario, with 84.5% and 82.8% population aged 15 and over respectively.



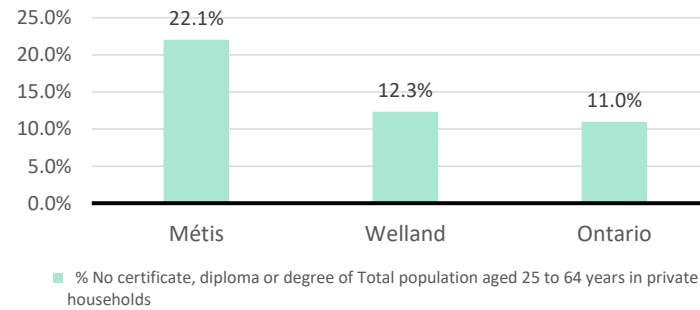
The number of Métis single lone parents household is 30, accounting for 4.7% of the total Métis single private households.

## Mobility



5 Métis households moved in last year (0.8%), 25 Métis households moved in the past 5 years (4.1%).

## Education



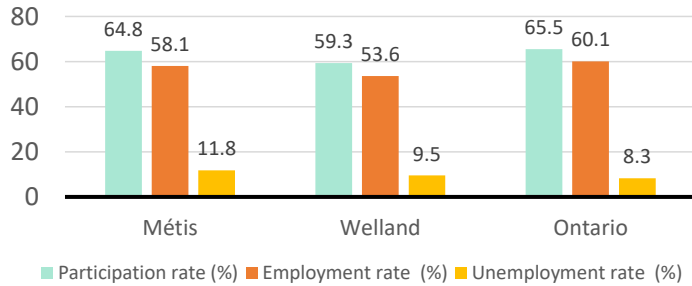
For population aged from 25 to 64 years, 22.1% Métis compared to 12.3% in Welland and 11.0% in Ontario have no certificate, diploma or degree.

For Métis aged from 25 to 34, no Métis reported have no certificate, diploma or degree.

# Welland, ON

## Labor Force & Housing Statistics

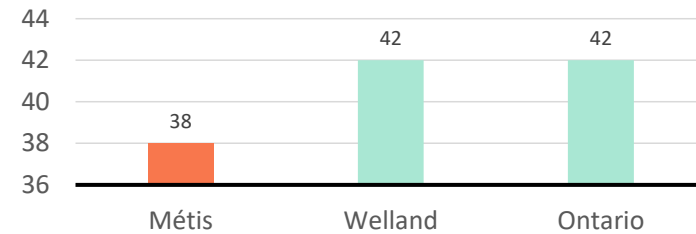
### Labour Force Status



Métis participation rate is 64.8%, employment rate is 58.1%, and unemployment rate is 11.8%.

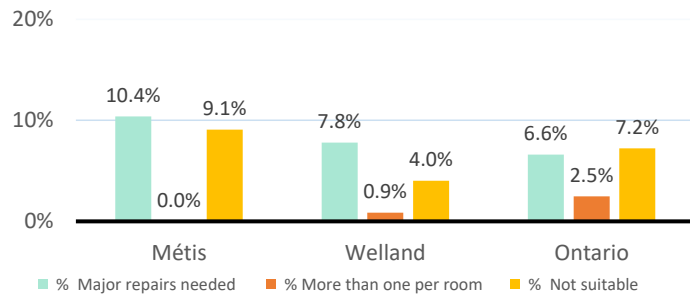
While the participation rate is higher compared with total population in Welland and lower than Ontario (59.3% and 65.5%), unemployment rate is higher.

### Average Weeks Worked in 2010



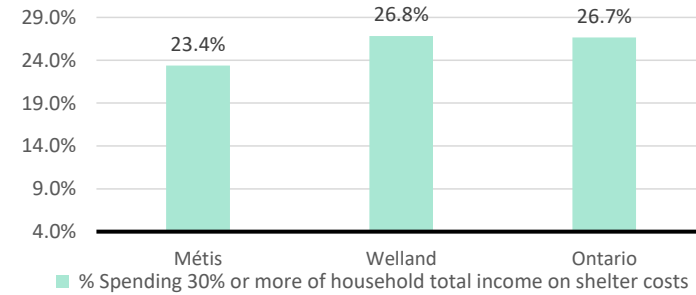
The average weeks worked in 2010 is 38.0 weeks.

### Household Characteristics



There are 385 private dwellings occupied by a Métis single household, out of which 10.4% need major repairs, no Métis household reported have more than one person per room, and 9.1% Métis household reported to be not suitable.

### Shelter Costs



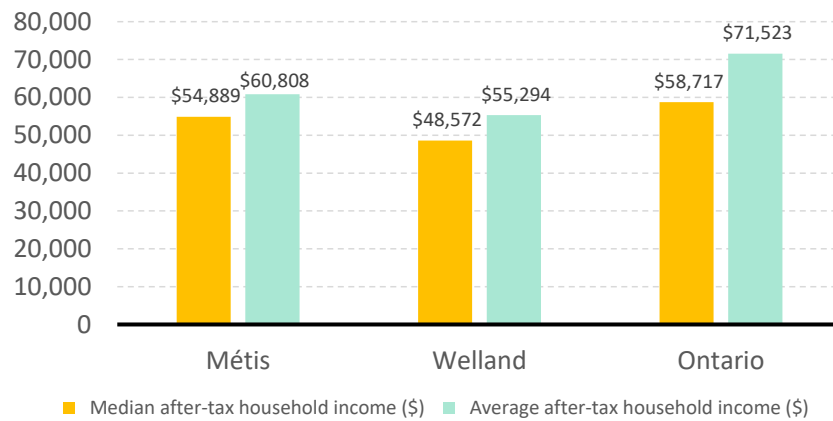
The number of Métis households spending 30% or more of household total income on shelter costs is 90, which is 23.4%

of the total private dwellings occupied by an Métis household, compared to 26.8% of the total population in Welland and 26.7% of the total population in Ontario.

# Welland, ON

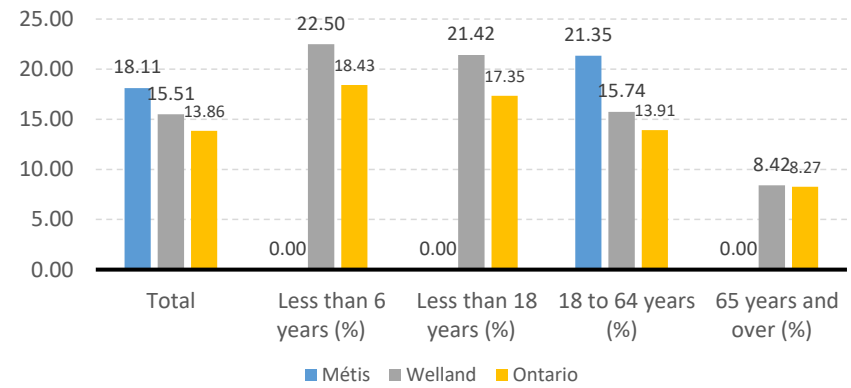
## Income

After-Tax Income of Households in 2010



For Métis singles, median after-tax household income is \$54,889, and average after-tax household income is \$60,808. Métis has higher median and average after-tax income than Welland, and lower median and average after-tax income than Ontario.

Prevalence of Low Income in 2010 Based On After-Tax Low-Income Measure (%)



The prevalence of low income based on after-tax low-income measure is 18.11%.

The percentage of low income is 21.35% for people from 18 to 64 years old, and no Métis household reported low income in other age groups.