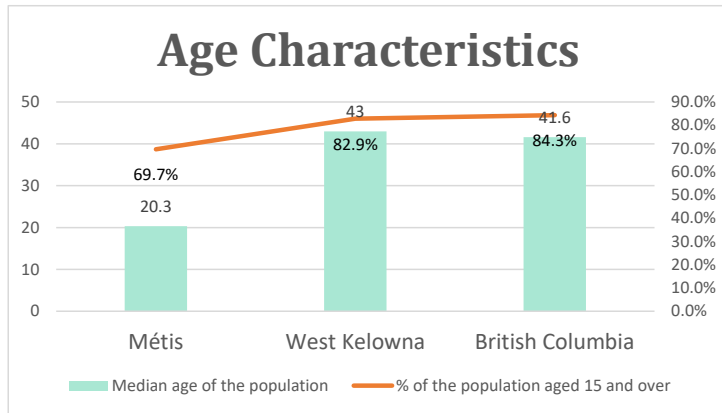


West Kelowna, BC

Geo_Code: 5937014

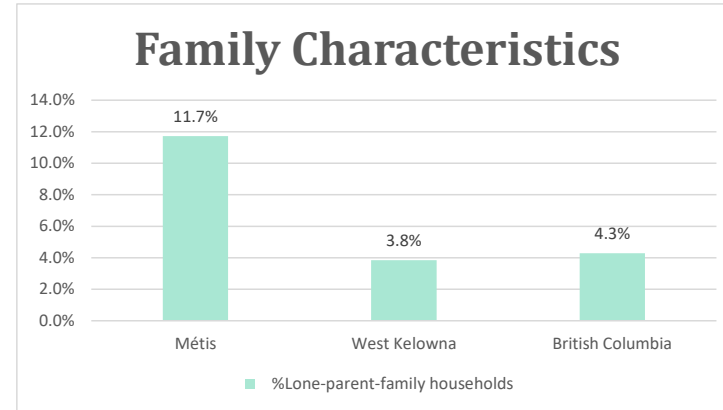
(Source: National Household survey 2011)

The total population reported with Métis single identity is 725 (Total Métis household is 320), representing 50% of Aboriginal people, accounting for 2.4% of the total population in West Kelowna.



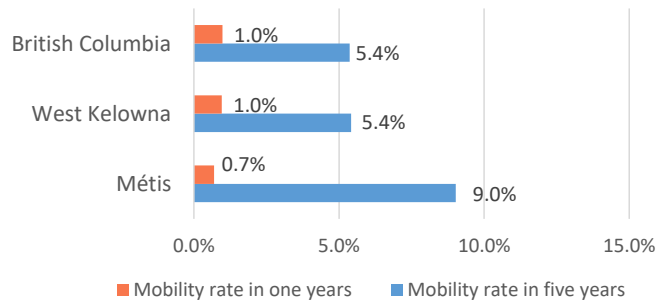
For Métis single identity population, the median age is 20.3 years old, with 69.7% of the population aged 15 and over. As for the total population, the median age is 43.0 in West Kelowna and

41.6 years old in British Columbia, with 82.9% and 84.3% population aged 15 and over respectively.



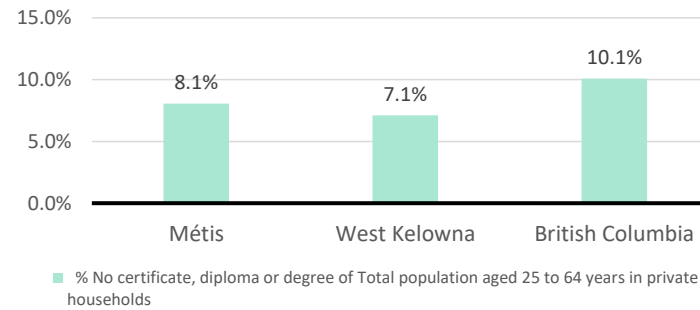
The number of Métis single lone parents household is 85, accounting for 11.7% of the total Métis single private households.

Mobility



5 Métis households moved in last year (0.7%), 60 Métis households moved in the past 5 years (9.0%).

Education



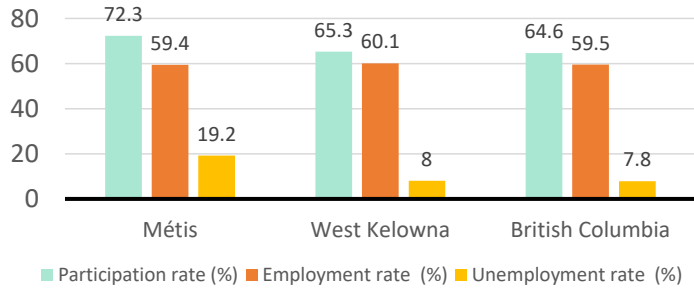
For population aged from 25 to 64 years, 8.1% Métis compared to 7.1% in West Kelowna and 10.1% in British Columbia have no certificate, diploma or degree.

For Métis aged from 25 to 34, no Métis reported have no certificate, diploma or degree.

West Kelowna, BC

Labor Force & Housing Statistics

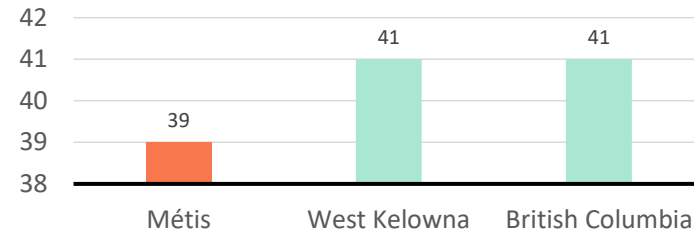
Labour Force Status



Métis participation rate is 72.3%, employment rate is 59.4%, and unemployment rate is 19.2%.

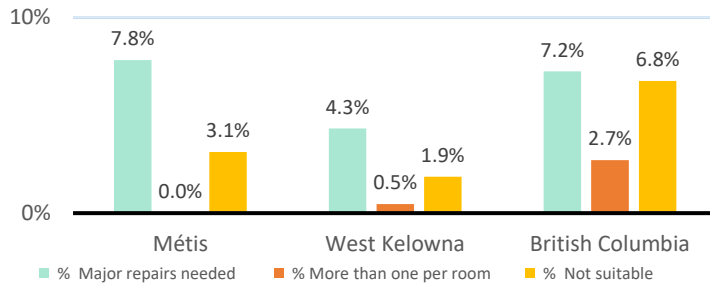
While the participation rate is higher compared with total population in West Kelowna and British Columbia (65.3% and 64.6%), unemployment rate is also higher.

Average Weeks Worked in 2010



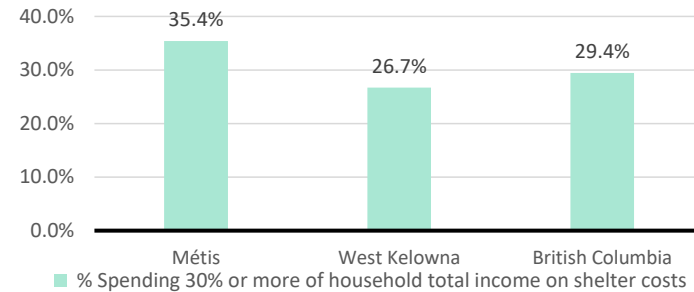
The average weeks worked in 2010 is 39.0 weeks.

Household Characteristics



There are 320 private dwellings occupied by a Métis single household, out of which 7.8% need major repairs, no Métis household reported have more than one person per room, and 3.1% Métis household reported to be not suitable.

Shelter Costs



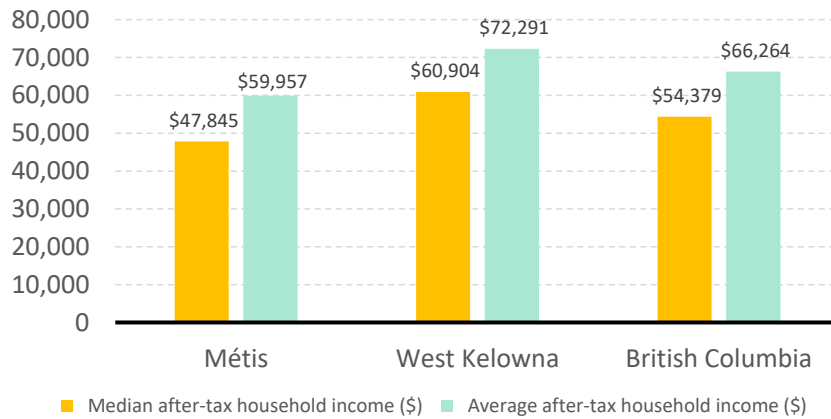
The number of Métis households spending 30% or more of household total income on shelter costs is 115, which is 35.4%

of the total private dwellings occupied by a Métis household, compared to 26.7% of the total population in West Kelowna and 29.4% of the total population in British Columbia.

West Kelowna, BC

Income

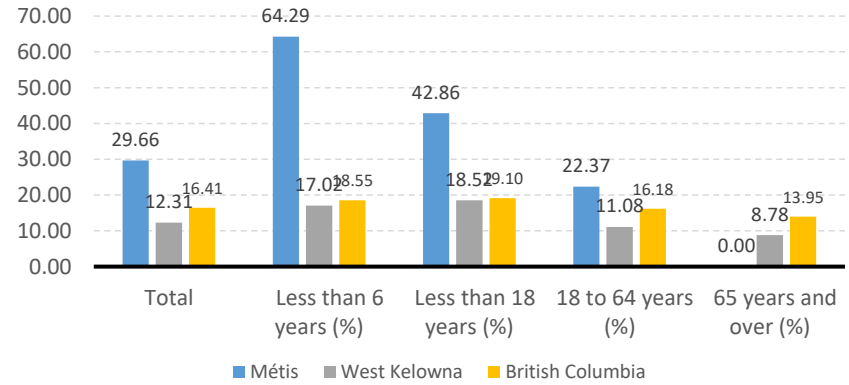
After-Tax Income of Households in 2010



For Métis singles, median after-tax household income is \$47,845, and average after-tax household income is

\$59,957. Métis has lower median and average after-tax income than West Kelowna and British Columbia.

Prevalence of Low Income in 2010 Based On After-Tax Low-Income Measure (%)



The prevalence of low income based on after-tax low-income measure is 29.66%.

The percentage of low income is 42.86% for people less than 18 years old, 64.29% for people less than 6 years old, 22.37% for people from 18 to 64 years old, and 0.00% for people over 65 years old.