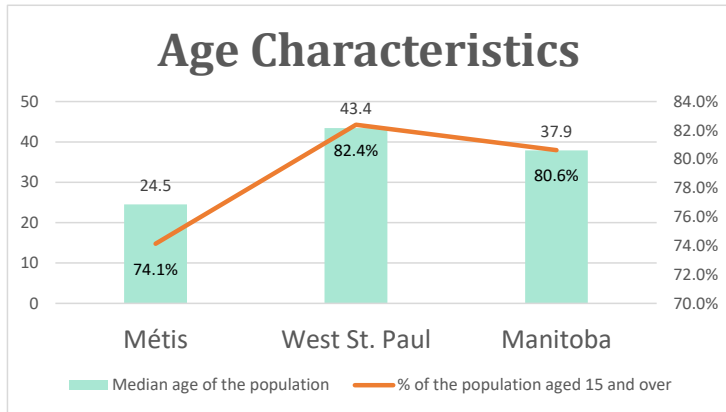


West St. Paul, MB

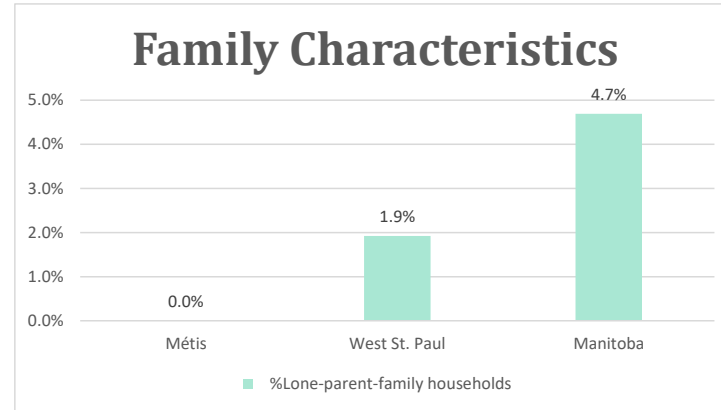
Geo_Code: 4613037

(Source: National Household survey 2011)

The total population reported with Métis single identity is 290 (Total Métis household is 140), representing 79% of Aboriginal people, accounting for 6.2% of the total population in West St. Paul.

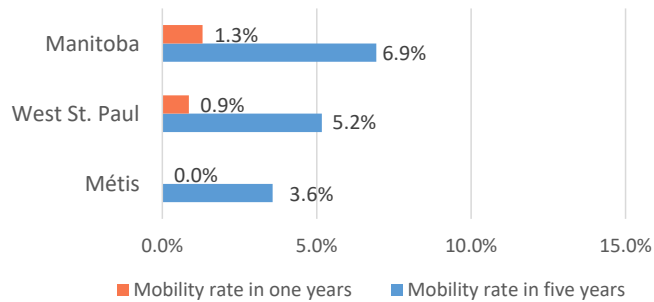


For Métis single identity population, the median age is 24.5 years old, with 74.1% of the population aged 15 and over. As for the total population, the median age is 43.4 in West St. Paul and 37.9 years old in Manitoba, with 82.4% and 80.6% population aged 15 and over respectively.



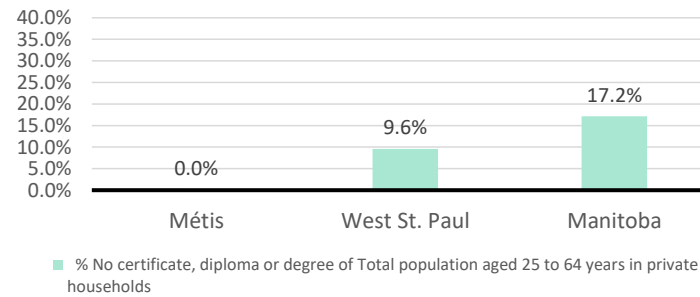
No Métis single lone parents household reported to the survey.

Mobility



No Métis households reported moving in for the last year. 10 Métis households moved in the past 5 years (3.6%).

Education



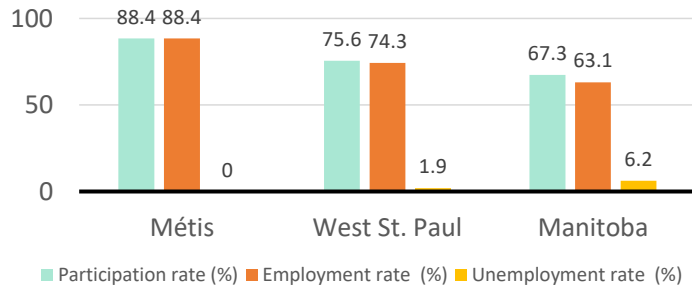
For population aged from 25 to 64 years, no Métis reported have no certificate, diploma or degree.

For Métis aged from 25 to 34, no Métis reported have no certificate, diploma or degree.

West St. Paul, MB

Labor Force & Housing Statistics

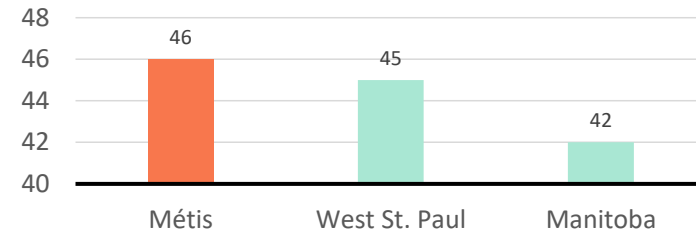
Labour Force Status



Métis participation rate is 88.4%, employment rate is 88.4%, and unemployment rate is 0.0%.

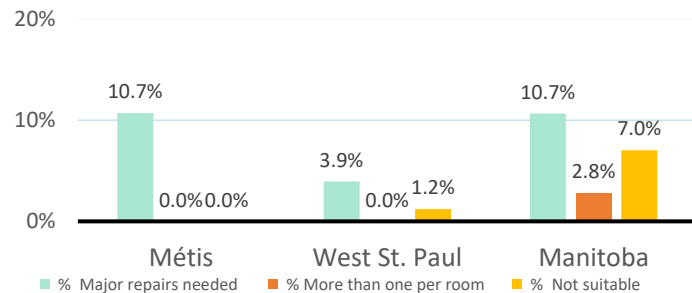
While the participation rate is higher compared with total population in West St. Paul and Manitoba (75.6% and 67.3%), no Métis reported unemployment.

Average Weeks Worked in 2010



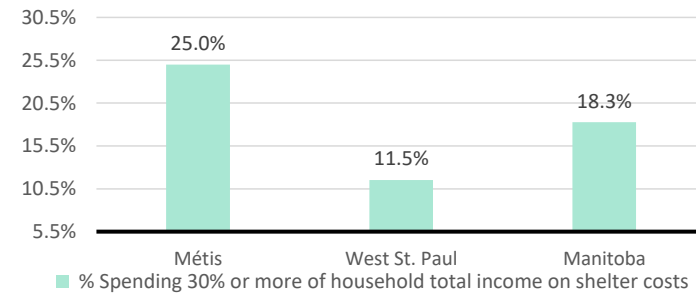
The average weeks worked in 2010 is 46.0 weeks.

Household Characteristics



There are 140 private dwellings occupied by a Métis single household, out of which 10.7% need major repairs, no Métis household reported have more than one person per room, and no Métis household reported to be not suitable.

Shelter Costs



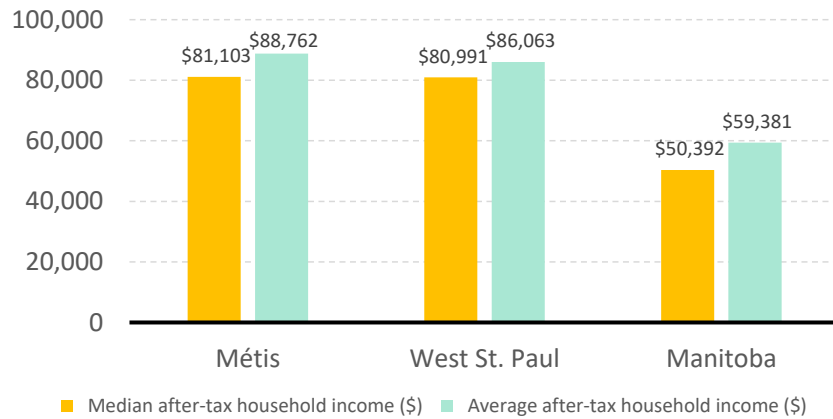
The number of Métis households spending 30% or more of household total income on shelter costs is 35, which is 25.0%

of the total private dwellings occupied by an Métis household, compared to 11.5% of the total population in West St. Paul and 18.3% of the total population in Manitoba.

West St. Paul, MB

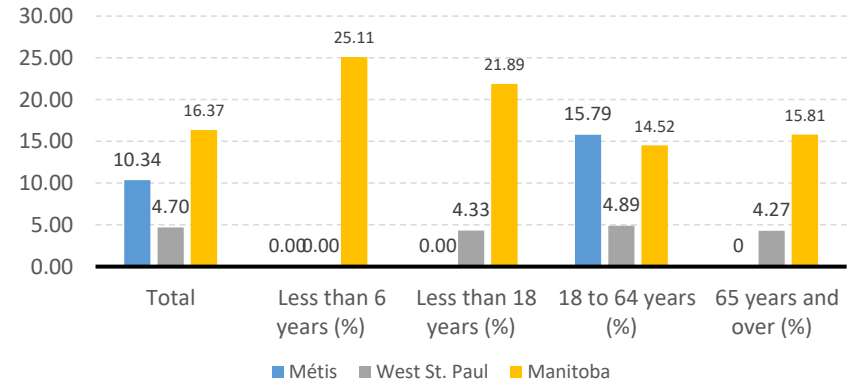
Income

After-Tax Income of Households in 2010



For Métis singles, median after-tax household income is \$81,103, and average after-tax household income is \$88,762. Métis has higher median and average after-tax income than West St. Paul and Manitoba.

Prevalence of Low Income in 2010 Based On After-Tax Low-Income Measure (%)



The prevalence of low income based on after-tax low-income measure is 10.34%.

The percentage of low income is 15.79% for people from 18 to 64 years old, and no Métis household reported low income in other age groups.