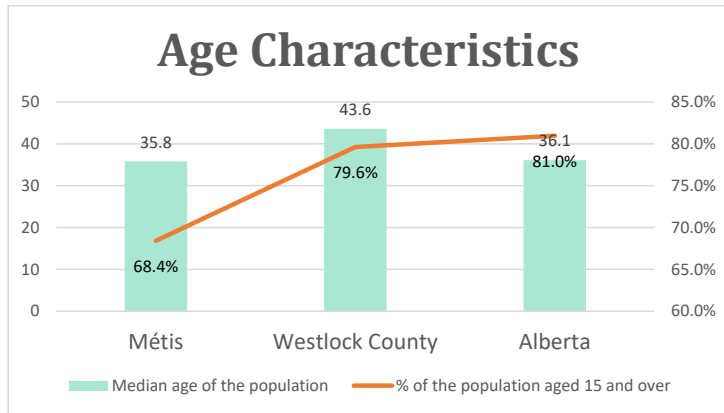


# Westlock County, AB

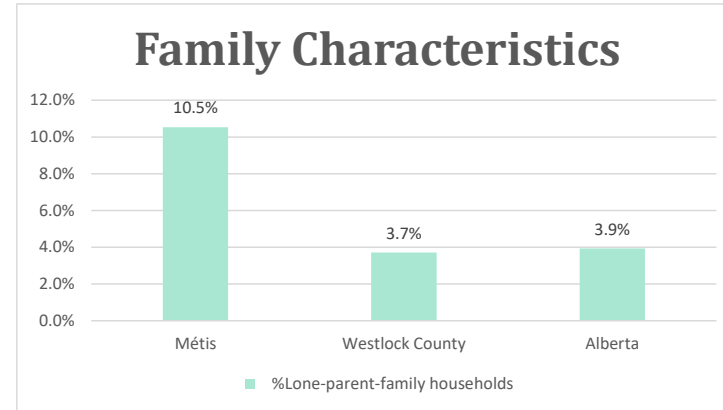
Geo\_Code: 4813028

(Source: National Household survey 2011)

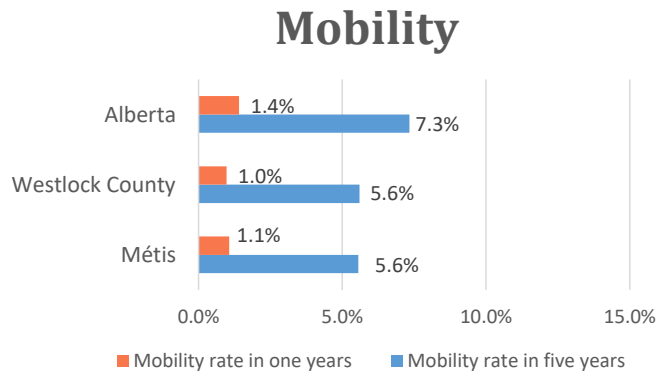
The total population reported with Métis single identity is 475 (Total Métis household is 200), representing 78% of Aboriginal people, accounting for 6.5% of the total population in Westlock County.



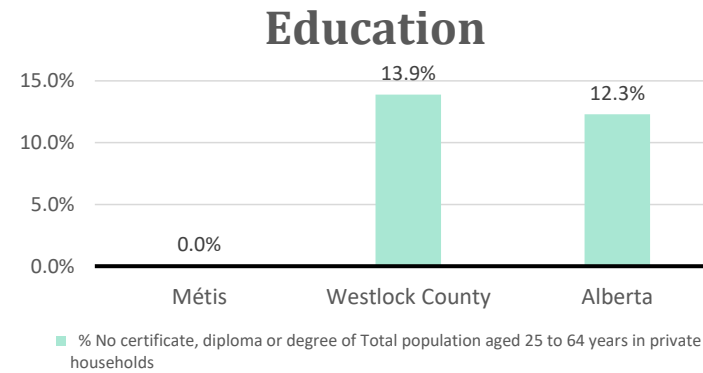
For Métis single identity population, the median age is 35.8 years old, with 68.4% of the population aged 15 and over. As for the total population, the median age is 43.6 in Westlock County and 36.1 years old in Alberta, with 79.6% and 81.0% population aged 15 and over respectively.



The number of Métis single lone parents household is 50, accounting for 10.5% of the total Métis single private households.



5 Métis households moved in last year (1.1%), 25 Métis households moved in the past 5 years (5.6%).



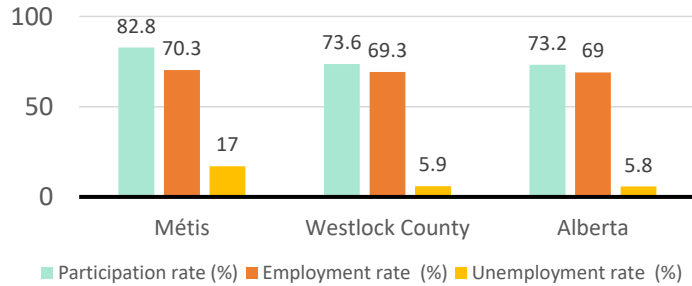
For population aged from 25 to 64 years, no Métis reported have no certificate, diploma or degree.

For Métis aged from 25 to 34, no Métis reported have no certificate, diploma or degree.

# Westlock County, AB

## Labor Force & Housing Statistics

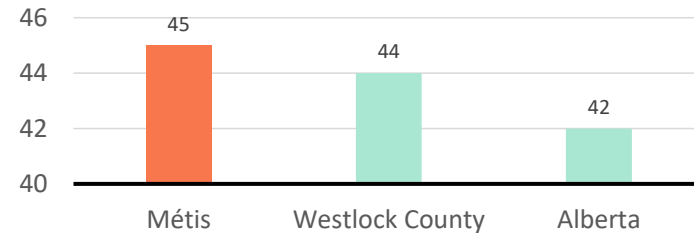
### Labour Force Status



Métis participation rate is 82.8%, employment rate is 70.3%, and unemployment rate is 17.0%.

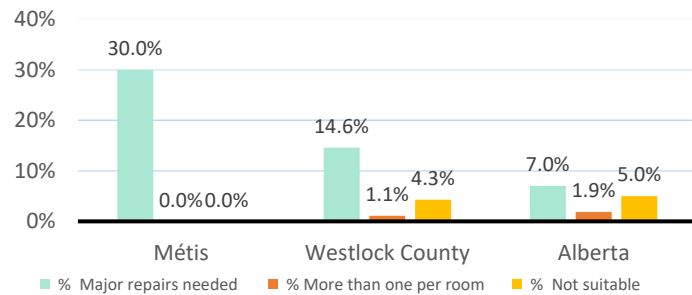
While the participation rate is higher compared with total population in Westlock County and Alberta (73.6% and 73.2%), unemployment rate is also higher.

### Average Weeks Worked in 2010



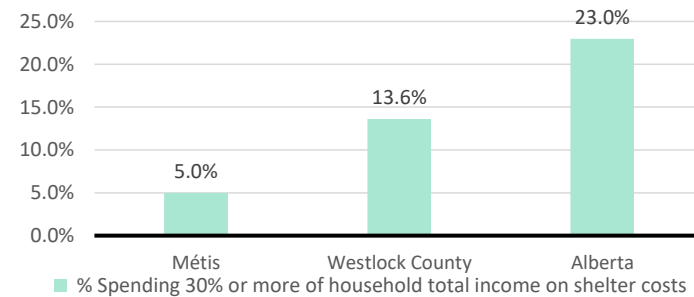
The average weeks worked in 2010 is 45.0 weeks.

### Household Characteristics



There are 200 private dwellings occupied by a Métis single household, out of which 30.0% need major repairs, no Métis household reported have more than one person per room, and no Métis household reported to be not suitable.

### Shelter Costs



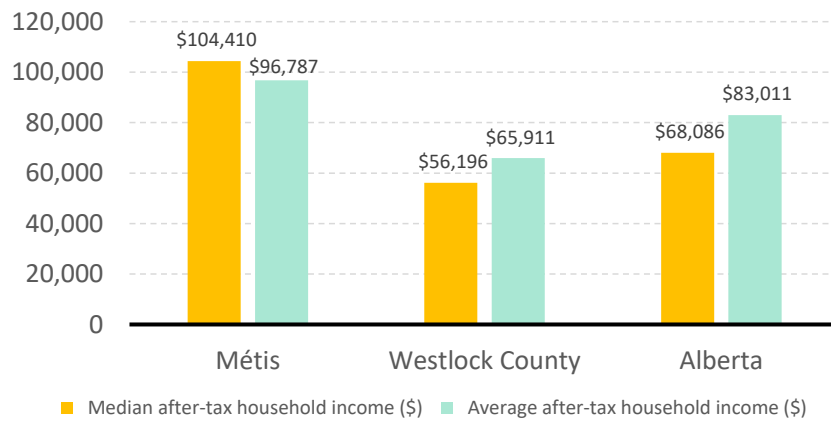
The number of Métis households spending 30% or more of household total income on shelter costs is 10, which is 5.0%

of the total private dwellings occupied by a Métis household, compared to 13.6% of the total population in Westlock County and 23.0% of the total population in Alberta.

# Westlock County, AB

## Income

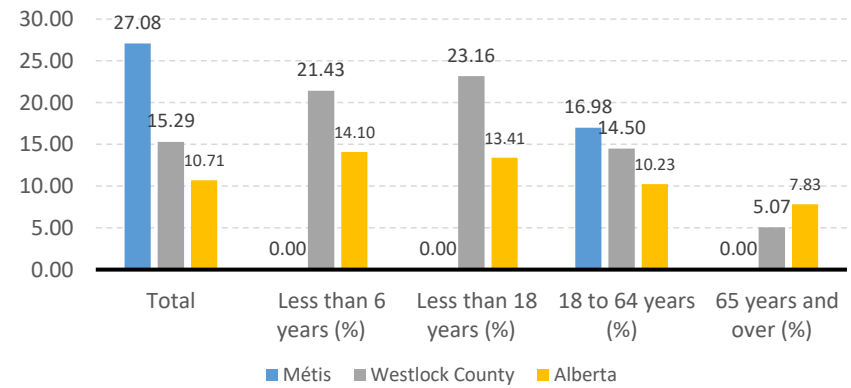
After-Tax Income of Households in 2010



For Métis singles, median after-tax household income is \$104,410, and average after-tax household income is

\$96,787. Métis has higher median and average after-tax income than Westlock County and Alberta.

Prevalence of Low Income in 2010 Based On After-Tax Low-Income Measure (%)



The prevalence of low income based on after-tax low-income measure is 27.08%.

The percentage of low income is 16.98% for people from 18 to 64 years old, and no Métis household reported low income in other age groups.